

SEATTLE **SEAHAWKS**



2002 MEDIA GUIDE



2002 SEATTLE SEAHAWKS SCHEDULE

Preseason Schedule

<u>DAY</u>	<u>DATE</u>	<u>GAME</u>	<u>TIME (PT)</u>	<u>TV</u>
Saturday	Aug. 10	Indianapolis Colts	7:00 p.m.	KCPQ
Friday	Aug. 16	at San Diego Chargers	8:00 p.m.	KCPQ
Saturday	Aug. 24	Kansas City	7:00 p.m.	KCPQ
Thursday	Aug. 29	at Denver	6:00 p.m.	KCPQ

Regular Season Schedule

<u>DAY</u>	<u>DATE</u>	<u>GAME</u>	<u>TIME (PT)</u>	<u>TV</u>
Sunday	Sept. 8	at Oakland Raiders	1:15 p.m.	FOX
Sunday	Sept. 15	Arizona Cardinals	1:05 p.m.	FOX
Sunday	Sept. 22	at New York Giants	1:15 p.m.	FOX
Sunday	Sept. 29	Minnesota Vikings	5:30 p.m.	ESPN
Sunday	Oct. 6	BYE		
Monday	Oct. 14	San Francisco 49ers	6:00 p.m.	ABC
Sunday	Oct. 20	at St. Louis Rams	10:00 a.m.	FOX
Sunday	Oct. 27	at Dallas Cowboys	10:00 a.m.	FOX
Sunday	Nov. 3	Washington Redskins	1:15 p.m.	FOX
Sunday	Nov. 10	at Arizona Cardinals	1:05 p.m.	FOX
Sunday	Nov. 17	Denver Broncos	1:15 p.m.	CBS
Sunday	Nov. 24	Kansas City Chiefs	1:05 p.m.	CBS
Sunday	Dec. 1	at San Francisco 49ers	1:15 p.m.	FOX
Sunday	Dec. 8	Philadelphia Eagles	1:05 p.m.	FOX
Sunday	Dec. 15	at Atlanta Falcons	10:05 a.m.	FOX
Sunday	Dec. 22	St. Louis Rams	1:05 p.m.	FOX
Sunday	Dec. 29	at San Diego Chargers	1:15 p.m.	FOX

INDEX

2002 Conference Alignment	292
Allen, Paul G.	5
Biographies, 2002 Draft Choices	131-141
Biographies, Assistant Coaches	24-37
Biographies, Free Agents	142-147
Biographies, Veteran Players	42-130
Biography, Pro Football Hall of Fame Inductee	352
Career Top Ten	309-314
Community Outreach	402-412
Draft Summaries, All-Time	149-156
Flood, Mike	8
Franchise History	297-307
Game Summaries, 2001	162-177
Holmgren, Mike	20-23
Honors, 2001	195
Honors, All-Time	347-351
How Built	40
Key Dates	429-431
Leaders, Yearly	315-3231
Lopes, Lance	8
McLean, Duane	7
Opponents, 2002	437
Opponent Performances	332-342
Overtime Games	282-283
Patrick, Scott	8
Patton, Jody	5
Playoff Summaries	284-291
Preseason Results	293-296
Preseason TV	418-419
Prime Time Record	345
Pro Bowl	349
Pro Shop	416
Radio Network	419-421
Records, Attendance	343 & 371
Records, Defensive	379-383
Records, Head Coaches	21
Records, Individual	360-370
Records, Opponent Individual	384-387
Records, Postseason	388-400
Records, Team	371-378
Reinfeldt, Mike	7
Review, All-Time	198-249
Ring of Honor	353-358
Roster, Coaches, All-Time	250-251
Roster, Players, All-Time Alphabetical	251-259
Roster, Players, All-Time Numerical	260-272
Roster, Alphabetical	38
Roster, Numerical	39
Schedule, 2002 NFL	432-436
Seahawks Academy	411
Seahawks Headquarters	428
Seahawks Stadium	422-427
Series Breakdowns	274-279
Sheehan, Mike	9
Standings, 2001 NFL Regular Season	196
Statistics, 2001 Seahawks	178-194
Thompson, Ted	9
Ticket Information	432
Top Performances	322-342
Trades, All-Time	157-160
Training Camp	296
Versus NFL	281
Web Site	308
Whitsitt, Bob	6
Wright, Gary	9

All photos by Corky Trewin, Artis Twyman, Lane Gammel, Rich Gonzales, Dave Gonzales, Sam Stone, Kathleen King (Paul Allen and Jody Patton), and Brett Patterson & Evan Wilcox (Bob Whitsitt).

The 2002 Seahawks media guide was compiled, edited, designed and written by Dave Pearson, Lane Gammel, Rich Gonzales, Artis Twyman, Julie Barber and Jeremy Young. Printing and production provided by Harris Press (Nashville, Tennessee). Special thanks to Don Andersen, Gary Wright, Dave Neubert, former public relations directors, and Steve Wright.

ADMINISTRATION

Chairman	Paul G. Allen
President	Robert J. Whitsitt
Sr. Vice President.....	Mike Reinfeldt
Sr. Vice President/Marketing Operations.....	Duane McLean
Vice President Community Outreach and Internet Programs	Mike Flood
Vice President/Corporate Sales.....	Scott Patrick
Vice President/Football Operations.....	Ted Thompson
Vice President/Communications	Gary Wright
General Counsel.....	Lance Lopes
Director of Human Resources.....	Cindy Kelley
Human Resources Coordinator	Sarita Carter
Executive Assistant/President & Senior Vice President.....	Kim Lindbeck
Executive Assistant/Vice President of Football Operations.....	Charlotte Kores
Director of Fields	Jay Warnick
Facilities Manager.....	John Behrens
Fields Assistant	Duc Dinh
Fields Assistant	Brent Hanson
Travel Coordinator.....	Nicole Davis
Director of Security.....	Rick Ninomiya
Security Assistant	James Yoshida
Receptionist	Natalie Thomas
Receptionist/Mail Clerk.....	Heather Stamp
Team Executive Chef.....	Mac McNabb

BUSINESS

Controller	Karen Harrison
Accounting Supervisor	William Saguilla
Accountant	John Shankar
Accounting Administrator.....	Tina Godfrey
Administrative Assistant/Accounting	Bethany Roth

INFORMATION SYSTEMS

Director of Information Systems.....	Michael Johnson
Applications Developer/DBA.....	Joseph Nicoletti
Client/Server Information Systems Administrator	Steve Steensma
Client/Server Information Systems Administrator.....	Allen Olson
Database Administrator	Robert Ullman
Web Manager.....	Bill Boehlke

PUBLIC RELATIONS

Director of Public Relations	Dave Pearson
Assistant Director of Public Relations/Publications.....	Lane Gammel
Public Relations Assistant	Rich Gonzales
Public Relations Assistant.....	Artis Twyman
Administrative Assistant/Public Relations	Julie Barber
Public Relations Intern.....	Jeremy Young

COMMUNITY OUTREACH

Director of Community Outreach	Sandy Gregory
Assistant Director of Community Outreach	Paul Johns
Director of Player Programs/Alumni	Nesby Glasgow
Administrative Assistant/Community Outreach	Jeanne Denkmann
Administrative Assistant/Community Outreach	Lauri Perry
Director of Sea Gals	Sherri Thompson

MARKETING

Director of Sponsor Sales	Kevin Williams
Corporate Sales Managers	Mace Aluia, Amy Crowder, Giles Dowden, Steve Hahn, Evan Harding
Marketing/Client Services Manager	Gina Martinez
Sponsorship Business Manager	Kristina Howell
Database Marketing Coordinator	Kim Kwoc
Senior Account Coordinator	Anne Mitsakos
Account Coordinator	Tirza Sanchez
Account Coordinator	Kristine Ludwig
Corporate Hospitality Manager	Patti Sipes
Marketing Assistant	Shellie Roberts

BROADCASTING

Director of Broadcasting	Mike Wacker
Broadcasting/Gameday Operations Manager	Rick Crawford
Broadcast Coordinator	Brian O'Connell
Broadcaster	Brian Davis
Administrative Assistant/Broadcasting	Amy Austinson
Videographer/Editor	David Glass

TICKETS

Director of Suite Sales & Services	Ron Jenkins
Suite Sales Coordinator	Rachel Santoy
Director of Ticket Sales/Operations	Chuck Arnold
Ticket Sales Manager	John Webb
Box Office Manager	Erin Wilshusen
Charter Seat Coordinator	Stacey Zuber
Club Seat Coordinator	Melissa Montgomery
Season Ticket Coordinator	Whitney Freed
Ticket Sales Representatives	Mike Altfest, Brock Brady, Will Brantley, Scott Gray, Chris Lawrence, Steve Lund, Richard McDonald, Mike Moses, Mike Naehr, Todd Prieb, John Roche, Casey Shaw, Mike Spring, Jason Sutherland, Willie Whitmore
Ticket Office Assistant	Amber Adcock

RETAIL STORE

Retail Operations Manager	Sue Harris
Retail Coordinator	Susan Havens
Internet/Mail Order Representative	Nick Johnson
Warehouse Associate	Noel Schram

COACHING STAFF

Executive VP/General Manager & Head Coach	Mike Holmgren
Assistant Head Coach/Offensive Line.....	Tom Lovat
Offensive Coordinator	Gil Haskell
Defensive Coordinator	Steve Sidwell
Special Teams Coordinator.....	Pete Rodriguez
Defensive Line	Larry Brooks
Offensive Assistant/ Quality Control.....	Jerry Colquitt
Wide Receivers.....	Nolan Cromwell
Defensive Backs.....	Ken Flajole
Linebackers.....	Johnny Holland
Head Strength & Conditioning	Kent Johnston
Strength & Conditioning Assistant.....	Darren Krein
Assistant Offensive Line Coach	Bill Laveroni
Tight Ends	Jim Lind
Defensive Assistant/Defensive Backs	Clayton Lopez
Assistant Special Teams	Mark Michaels
Running Backs.....	Stump Mitchell
Defensive Assistant/Quality Control	Zerick Rollins
Assistant Strength & Conditioning	Rod Springer
Quarterbacks	Jim Zorn

SCOUTING

Director of College Scouting.....	Scot McCloughan
Director of Pro Personnel.....	Will Lewis
Pro Personnel Assistants.....	Lake Dawson, John Jamison, Eric Stokes
Area Scouts	Bucky Brooks, Scott Fitterer, Derrick Jensen, Matt Malaspina, Mike Murphy, John Peterson
Administrative Assistant/Pro Personnel.....	Teresa Widner
College Scouting Administrator.....	Kirk Parrish
Scouting Assistants	Mike Peterson, Chris Culmer

FOOTBALL SUPPORT STAFF

Director of Football Administration	Gary Reynolds
Head Athletic Trainer	Paul Federici
Associate Athletic Trainer.....	Sam Ramsden
Assistant Athletic Trainers	James Oglesby, Ken Smith
Director of Video.....	Thom Fermstad
Assistant Director of Video	Todd Walkenhorst
Video Assistant.....	Brad Campbell
Equipment Manager	Erik Kennedy
Assistant Equipment Manager	Brad Melland
Equipment Assistants.....	Jeff Bower, Mark McDaniel
Football Operations Coordinator/Team Travel.....	Bill Naves
Executive Assistant/Head Coach	Arleatta Williams
Administrative Assistants/Coaching	Jane Lin, Tom Headlee
Head Team Physician	Dr. Kevin Auld
Team Physicians	Dr. Stan Herring, Dr. Ed Khalfayan, Dr. Brad Shoup

PAUL G. ALLEN

Chairman,

Seattle Seahawks and First & Goal Inc.



Paul G. Allen owns and invests in a suite of companies exploring the potential of digital communications and a wired world. Allen's business strategy includes encouraging communication and synergy between his 140 portfolio companies for mutual benefit. His primary companies include Vulcan Northwest Inc. of Seattle, and Charter Communications of St. Louis. Allen is owner of the Portland Trail Blazers NBA team and the Seattle Seahawks NFL franchise, a partner in the entertainment studio DreamWorks SKG, and holds investments in more than 140 new media companies. Allen co-founded Microsoft Corporation with Bill Gates in 1975 and served as the company's executive vice president of research and new product

development, the company's senior technology post, until 1983. Allen gives back to the community through the six Paul G. Allen Foundations, which support arts, medical, forest protection and other charitable needs in the Pacific Northwest. He is the founder of Experience Music Project, a music museum dedicated to creativity and innovation in Seattle, and independent film production company Clear Blue Sky Productions, also in Seattle.

JODY PATTON

Vice Chair, First & Goal Inc.



Patton plays the lead role in the development, construction and operation of the Washington State Football/Soccer Stadium and Exhibition Center. For over 10 years Patton has supervised major construction projects as vice-chair and owner's representative for the Oregon Arena Corp., where she was instrumental in building Portland's Rose Garden and its surrounding complex, the Rose Quarter. Patton also serves as executive director of Experience Music Project in Seattle, where she oversees all programming and operational aspects of the interactive music museum, and is president of Clear Blue Sky Productions. Since co-founding Paul G. Allen's management company, Vulcan Northwest, with Allen in 1986, Patton has developed and led a

wide variety of Allen's business, charitable and entertainment endeavors. In addition to serving as a senior advisor to Allen, Patton is executive director of the six Paul G. Allen Foundations.

The Official Web Site of the Seattle Seahawks:

Seahawks.com

BOB WHITSITT

President, Seattle Seahawks and First & Goal Inc.



Bob Whitsitt is in his sixth season as President of the Seahawks. He is also President of First & Goal Inc., which manages the new stadium/exhibition center complex. In his current capacity, Whitsitt directly oversees more than a dozen of Paul Allen's ventures including the Seahawks, Portland Trailblazers, the WNBA's Portland Fire, the Oregon Arena Corporation which controls both the Rose Garden and Memorial Coliseum, Rose City Radio's KXL 750 and KXJM Jammin' 95.5, Action Sports Media, Action Sports Cable Network and Action Sports Entertainment and Mobile. In 1999, Whitsitt, who has been active with the original Seahawks purchase and the stadium effort since 1996, played a key role in the selection of Mike Holmgren as the franchise's sixth head coach. In addition to his duties with the Seahawks, he is President and General Manager of the Portland Trail Blazers of

the National Basketball Association which currently own the NBA's longest streak of consecutive playoff appearances at 20, and second longest in all of professional sports. Since he joined the Blazers, as well as extending the franchise's playoff streak, the club has advanced to the Western Conference finals twice in the past four seasons and posted a .603 winning percentage (376-248). In addition, the Blazers have the third-best record in the NBA over the past four seasons. The Trailblazers are among the league leaders in attendance, having sold out 119 of the past 141 regular season games, including 104 consecutive over the last four seasons. Prior to joining the Blazers on July 12, 1994, he served eight seasons as the President and General Manager of the Seattle SuperSonics. Whitsitt joined the SuperSonics at age 30, making him the youngest President in the NBA, and took over a team that had won only 31 games in each of the previous two seasons and ranked last in the league in attendance. He turned the franchise into one which won 57.5 percent of their games (377-279) and made seven postseason appearances, including two trips to the Western Conference finals, over the next eight seasons. In his last season, the team won a franchise record and NBA high 63 games and sold out every regular season contest, earning him NBA Executive of the Year honors. Whitsitt serves on the board of directors of the Seattle Sports and Events Council as well as the board of the Portland Sports Authority. He graduated from the University of Wisconsin-Stevens Point with a degree in Communications and earned a Master's Degree in Sports Administration from The Ohio State University.

SEATTLE SEAHAWKS QUICK FACTS

WWW.SEAHAWKS.COM

KIRKLAND HEADQUARTERS

11220 NE 53rd Street
Kirkland, Washington 98033
425/827-9777
PR Fax 425/893-5108

SEAHAWKS STADIUM
800 Occidental Avenue South
Seattle, Washington 98134
206/381-7555

MARKETING & SALES
Suite 100
206/381-7800

PRO SHOP Suite 300

206/682-2900
Fax 206/808-8314

SEASON TICKETS Suite 500

1-888-NFL-HAWK
Fax 206/381-7857

BOX OFFICE Suite 600

206/381-7889
Fax 206/381-7832

MIKE REINFELDT

Senior Vice President



Mike Reinfeldt, in his fourth season with the Seahawks, was named Senior Vice President on January 28, 1999, and oversees player negotiations, the team's compliance with the NFL salary cap, and all aspects of the day-to-day, non-football operation. Has played a lead role in coordinating Mike Holmgren's attempt to build the Seahawks a solid financial foundation within the NFL's salary cap. Reinfeldt, 48, joined the Seahawks after spending eight seasons with the Green Bay Packers (1991-98). In addition to playing an instrumental role in bringing general manager Ron Wolf to the Packers in 1991, Reinfeldt served as the Packers' Chief Financial Officer from 1991-93, adding the title of Vice President of Administration from 1994-98. Originally overseeing the team's player negotiations and financial operations, he added the responsibility of all non-football staff in 1994. Under his financial leadership, the club's cash reserves went from \$4.5 million in 1991 to more than \$50 million in 1998, setting record profits from 1996-98, while improving from 23rd in revenues in 1993 to ninth in 1997. From 1988-90, Reinfeldt served as the associate athletic director at the University of Southern California, after a three-year stint as the Los Angeles Raiders' chief financial officer (1985-87). Reinfeldt earned an MBA in management and finance from Houston Baptist University, after obtaining a bachelor of science degree from the University of Wisconsin-Milwaukee. A four-year starter at UWM, Reinfeldt recorded a school-record 24 career interceptions. Reinfeldt, a former all-pro defensive back began a nine-year playing career as an undrafted free agent in 1975 with the Oakland Raiders. He spent the next eight years with the Houston Oilers (1976-83) starting 102 consecutive games while leading the team in interceptions three times (1977, '79, '81). His finest season came in 1979, when he led the NFL with 12 interceptions and earned All-Pro honors, started in the Pro Bowl and was named Defensive Player of the Year in the AFC. In 1997, Reinfeldt was honored by his alma mater when he was presented with the UWM Alumni Association's Distinguished Alumnus Award. Reinfeldt and his wife, Susan, have two children-Jared Michael (1/29/94) and Elise Marie (3/9/95).

DUANE MCLEAN

Senior Vice President/Marketing Operations



Duane McLean enters his fifth season with the Seahawks after joining the staff in February of 1998. Promoted to his current position in 2000, McLean served as a project manager for the Seahawks on the 2002 New Stadium project and spearheaded the Seahawks new logo and uniform redesign. He oversees all operational aspects of the club's marketing, broadcasting, sponsorship sales, ticket sales, luxury suite sales, advertising and client services. Was instrumental in bringing Seahawks Radio in-house in 2000, and negotiating a new five-year partnership with KIRO beginning in 2003. Recently named one of Sports Business Journal's 40 under 40 in 2001, as one of the top sports executives under the age of 40. Helped strike a new preseason television contract with KCPQ that began last season. The prior two seasons McLean served as Vice President of Ticket Sales and Ticket Services where he was responsible for overseeing the revamping and streamlining of the club's ticket and suite sales operations, as well as the restructuring of the team's box office operation. Also included in McLean's function was the construction and oversight of new stadium marketing center at Palmer Court which opened in March of 2000. In 1998 the club enjoyed the third largest attendance increase in the league. In 1999, the club had its largest season ticket base in 10 years and sold out all 10 games for the first time in as many years. Previously McLean spent one season with the Detroit Lions (1997) as Executive Director of Ticket Sales and Ticket Services. While with the Lions McLean oversaw the complete conversion and overhaul of the Lions ticket operation, resulting in Detroit's largest season ticket base in 17 years. Prior to his stint with the Lions, McLean spent two seasons (1994-96) with the Houston Rockets of the NBA, where the Rockets, under his direction had their largest season-ticket base in franchise history. McLean started his career in the front office of the NBA's Detroit Pistons (1984-93) and also spent a season as Vice President of Ticket Sales for the International Hockey League's Chicago Wolves where the Wolves set the IHL record for paid attendance and led the league in season ticket revenue. A board member for Junior Achievement of Greater Puget, he and his wife, Susan, have three children, Jayme, Kayla, and Dayne. He is a native of Rochester Hills, Michigan.

MIKE FLOOD

Vice President/Community Outreach/Facilities



Mike Flood enters his sixth season with the Seahawks after joining the staff on July 1, 1997. Flood served as Community Outreach Director for Football Northwest prior to joining the Seahawks. He helped spearhead the state-wide campaign that resulted in the passage of Referendum 48 to build the new football/soccer stadium and exhibition complex. A Seattle native, Flood attended Blanchet High School for three years before graduating from McLean High School in McLean, Virginia. He received a B.A. Degree in Industrial Education from Washington State University and a Masters Degree in Education from the University of North Carolina. Flood owned and operated an agricultural flying service in Fort Scott, Kansas, before joining the Coast Guard. He served as a pilot and Civil Engineering Officer in the Guard flying C130s, Dassault Falcon jets, and H60 Jayhawk helicopters. He managed Public Relations for the Coast Guard in Kodiak, Alaska. From 1994-1996 he was the Air/Sea Rescue Operations Officer for coastal Oregon and Washington. Flood retired as a Commander in 1996 after 20 years in the service. He and his wife Marty, have a son Dan and a daughter, Shannon.

LANCE LOPES

General Counsel



Lance Lopes enters his second season as general counsel for the Seahawks after being hired March 16, 2001. He joined the Seahawks after serving seven years as general counsel for the Green Bay Packers from 1993-2000, adding the title of Assistant Vice President from 1998-99 and Vice President from 1999-2000. While with the Packers, he assisted with the salary cap from 1993-98 before managing the cap in 1999. With Seattle, Lopes assists in contractual negotiations and administers the overall legal affairs of the club and oversees the club's retail operation. After leaving Green Bay and before joining the Seahawks, he served as Director of Corporate Development/Sports for LiquidSeats, an internet-based secondary ticketing marketplace. An associate for the law firm of Helsell, Fetterman, et. al in Seattle from 1991-93, he previously worked in the same capacity for the law firm of Cades, Schutte, et. al. in Honolulu. A graduate from the University of Oregon School of Law in 1989, he obtained a bachelor's degree from Linfield College in 1985. A three-year starter at Linfield (Oregon), he played tight end on the 1982 and 1984 NAA national championship football teams.

SCOTT PATRICK

Vice President/Corporate Sales



Scott Patrick enters his sixth season with the Seahawks and has made key contributions in building an expanded corporate sales department that is responsible for the sales and marketing of radio, television, new stadium/exhibition center signage, print, Seahawks.com, cause marketing and special events. Patrick will be focusing on maintaining, developing and managing long term corporate partnerships as the Seahawks prepare for the grand opening of the new stadium and exhibition center in 2002. Patrick joined the Seahawks after 11 seasons with the Seattle SuperSonics, including the last five as the Sonics Vice President of Corporate Sponsorship and Broadcast. With the Sonics, Patrick was responsible for all sponsorship revenues generated through Sonics television, cable, network radio, Key Arena signage, cause marketing, publications, internet advertising, and promotions. Prior to joining the Sonics, he served as the tournament coordinator for the LPGA SAFECO Classic in Seattle. He was active in the GTE Northwest Classic, a Senior PGA Tour event, while an account manager

with Andersen Sports Marketing in Bellevue, Washington. While at Andersen, he assisted with the marketing and regionalizing of the University of Oregon's sports radio network, as well as developing syndicated coaches shows for the University of Washington, Washington State University, and the Seahawks. Patrick has also served in the past as the Vice President of Corporate Sales of Action Sports Media, a Paul Allen owned affiliate that is in its fifth year of a major sports marketing contract with the University of Washington athletic department. A native of Ellensburg, Washington, Patrick has a B.S. Degree in Communications from the University of Washington. He and his wife, Ronda, live in Bellevue with their two children, Brooks and Baile.

TED THOMPSON

Vice President/Football Operations



Ted Thompson joined the Seahawks in his current position on January 28, 2000. He enters his 11th year in an NFL front office capacity. Previously he played 10 years with the Houston Oilers, before joining the Green Bay Packers in 1992. In his current position, Thompson is responsible for overseeing all aspects of the team's football operations department, including college and pro scouting, and the college draft. Under his coordination the club has drafted 31 players, and 28 of those players will report to camp in July including Shaun Alexander, Chris McIntosh, Darrell Jackson, Koren Robinson, Steve Hutchinson and Ken Lucas. Six young players expected to help form the core of the Seahawks future. After just one year with the Packers, Thompson was named Director of Pro Personnel in 1993. He remained in that position until 1997, when he was named the Packers' Director of Player Personnel. A linebacker for the Oilers from 1975-84, Thompson played in 146 games, missing just one contest in his entire career. Born in Atlanta, Thompson was a three-year starter at Southern Methodist University where he earned a bachelor's degree in business administration. He earned Academic All-Southwest Conference honors.

GARY WRIGHT

Vice President/Communications



Gary Wright enters into his 27th season and his 15th as a vice president. Named to his current position in June 1995, after serving as Vice President/Administration and Public Relations since 1992. Wright, who originally joined the Seahawks in 1976, as director of publicity, was named public relations director in 1982 and added the title of vice president in 1987. Wright was chosen by Hall of Famer Steve Largent to be his presenter at Largent's July 1995 induction ceremonies. Wright has assisted the league's media relations staff at the last 14 Super Bowls. He spent two seasons prior to joining the Seahawks as the publicity director for the Southern California Sun of the World Football League and as league publicity director. Also served as vice president of operations for the Phoenix Racquets of World Team Tennis. Wright was the sports information director at Long Beach State University and coached football and basketball while teaching history and journalism in high school after graduating from Long Beach State. Gary and his wife, Ann, have two grown sons, Larry and Steve.



- * "ASK MIKE"
- * "ASK THE HAWKS"
- * INTERACTIVE FAN CONTESTS
- * EXTENSIVE MULTIMEDIA
- * SEAHAWKS STADIUM INFO
- * MEDIA ONLY SITE
- * UPDATED PLAYER BIOS
- * TRANSPORTATION INFO

WILL LEWIS

Director of Pro Personnel



Will Lewis joined the Seahawks football operations staff as the team's Director of Pro Personnel on May 20, 1999, following three years with the Green Bay Packers (1997-99) scouting department. With the Packers, he worked closely with Seahawks' Executive

Vice President of Football Operations/General Manager & Head Coach Mike Holmgren. From 1998-99, Lewis served as the Packers' Assistant Director of Pro Personnel, following one year as a pro scout. Prior to his work with the Packers, Lewis was a Defensive Assistant Coach for the Atlanta Falcons, under June Jones, from 1995-96. Lewis, signed by the Seahawks as an undrafted free agent cornerback in 1980, out of Millersville State (Pa.), played in 26 games returning 45 kickoffs for a 21.4-yard average and 56 punts for an 8.0-yard average, including a 75-yard touchdown, as a rookie versus the Denver Broncos. Following his Seahawks career, Lewis played three seasons with the Houston Gamblers of the USFL from 1983-85, and three seasons (1986-89) in the Canadian Football League. Lewis began his coaching career in the NFL Europe League with the New York/New Jersey Knights from 1991-92. He also coached defensive backs at his alma mater, Millersville State, from 1992-93, before brief stints at the University of Maine (1994) and the University of West Virginia (1995). Lewis and his wife, Kimmerly, have three sons; Ryan (5/15/94), and twins Drew & Troy (9/7/95).

SCOT McCLOUGHAN

Director of College Scouting



Scot McCloughan joined the Seahawks staff as Director of College Scouting on May 10, 2000. Prior to accepting his position in Seattle, McCloughan worked five years in the scouting department of the Green Bay Packers. He played baseball at Wichita State before joining

the Toronto Blue Jays minor league system for three years. His older brother, Dave, played safety

for the Seahawks from 1993-94, and his father, Kent, played six years for the Oakland Raiders, and has been a member of their scouting staff the last 29 years. Scot and his wife, Kelli, have a one-year-old son, Caden.

BUCKY BROOKS

Area Scout (West)

Bucky Brooks joined the Seahawks scouting staff on May 15, 2000. Originally a second-round draft choice of the Buffalo Bills in 1994 as a wide receiver, Brooks converted to a cornerback and played one season for the Bills before spending parts of the next four seasons with the Jaguars, Chiefs and Raiders. He went to training camp with Oakland in 1999. A North Carolina graduate with a degree in speech communications, Brooks earned four letters in football and one in track for the Tar Heels. He is a native of Raleigh, North Carolina, where he attended Millbrook High School. Has a wife, Erika.



SCOTT FITTERER

Area Scout (Midlands)

Scott Fitterer joined the Seahawks staff on June 25, 2001, as an area scout. Spent the previous three seasons with the New York Giants, 1998-99 as a part-time scout before being assigned to the West Coast region for the 2000 season. Was a 1995 draft pick of the Toronto Blue Jays and worked his way up to Double-A ball as a closer for the Blue Jays farm system (1995-97) before his promising career was ended by three shoulder injuries that resulted in three separate surgeries. Was a two-sport athlete in college, playing quarterback in football and pitcher in baseball at UCLA (1992-94) and LSU (1994-95). He was second-string quarterback on the 1994 UCLA Rose Bowl team. In 1998, Fitterer returned to UCLA to earn his undergraduate degree in history. Born in Seattle on 11/4/73, he is a graduate of Kennedy High School in Seattle.



DERRICK JENSEN

Area Scout (Southeast)



Derrick Jensen begins his 11th year with the Seahawks scouting staff having been hired in 1991 after a seven-year NFL playing career as a fullback. Jensen was a third-round draft choice of the Oakland Raiders in 1979 and played in 106 games, starting 21, in his career,

including a streak of 105 straight. Served as the captain of the Raiders special teams for five seasons and contributed a blocked punt, which he recovered for the first touchdown, in the Raiders 38-9 win over the Washington Redskins in Super Bowl XVIII. Also part of the Raiders Super Bowl XV championship team. Finished his Raiders career with 780 yards on 224 carries, with five touchdowns. Added 44 receptions and three scores and returned an onside kick 33 yards for a touchdown against the Giants in 1980. Two-time Southland Conference MVP while at Texas-Arlington. Finished his career with 3,346 rushing yards, the first player in conference history to top 3,000 yards. Attended Oswatomie High School in Oswatomie, Kansas. Derrick and his wife, Amanda, have a son, Davis.

MATT MALASPINA

Area Scout (Northeast)



Matt Malaspina joined the Seahawks staff on June 1, 2000. Malaspina landed in the Northwest after having spent 1999 with the Carolina Panthers in a similar capacity. Prior to the Panthers, he spent one year with National Football

Scouting. Prior to joining National, he was an assistant offensive coach at Jacksonville University in Florida in 1997 and '98. Matt entered college coaching at the University of Central Florida where he worked as a coaching intern in 1997. A 1993 graduate of Central Florida, he had a brief playing career as a center for the Shreveport Pirates of the Canadian Football League, playing in 1994 and attending training camp in 1995 before owning and operating his own business in Orlando. Lives in Oviedo, Fla.

MIKE MURPHY

Area Scout (Midwest)



Mike Murphy joined the Seahawks scouting staff on May 15, 2000. A native of Vancouver, British Columbia, Murphy spent four years as a pro personnel assistant with the Kansas City Chiefs, before joining the Seahawks. A veteran coach, Murphy began his career as an assistant at Iowa State (1990-91) before joining the staffs at Arizona Western (1992) and Bethel College (1993-94). He entered the professional ranks as the linebackers coach of the Ottawa Rough Riders from 1995-96.

JOHN PETERSON

Area Scout (Southwest)



John Peterson begins his fifth season having joined the staff in July 1997. Brings 28 years of college and professional experience to the Seahawks. Has worked in both the Canadian Football League and World League with the Ottawa Rough Riders (1989-91) and Toronto Argonauts (1994-96) as Director of Player Personnel of the CFL and with the San Antonio Riders of the World League as Vice President/General Manager from 1991-92. Served as the head coach at Bemidji State University from 1983-89, and was also athletic director from 1982-84. Head coach at Frostburg State University from 1977-81 and served as an assistant coach at Northern Illinois, Westminster College, and Holy Cross College. Attended Pioneer High School in Ann Arbor, Michigan, and attended Northern Michigan University and Eastern Michigan University where he played defensive end and tackle. Earned his B.S. degree from Eastern Michigan, an M.A. from Michigan State, and a Ph.D. from the University of Utah. Taught at Northern Illinois University, the University of Utah, Frostburg State, and Bemidji State. He and his wife, Wendy, have six children-- four girls, Nissa-Lynn (7/24/77), Elyse (5/14/79), Hayley (10/31/89) and Brianne (6/22/93), and two boys, Preston (4/24/82) and Blair (11/8/86).

PAUL FEDERICI

Head Athletic Trainer



Head Athletic Trainer Paul

Federici begins his third year with the Seattle Seahawks and second in the NFL after spending the previous five years as Vanderbilt's head athletic trainer. Hired by Executive Vice President of Football Operations/General

Manager and Head Coach Mike Holmgren on January 27, 1999, his primary focus is the team's injury prevention and rehabilitation. Federici broke into the collegiate ranks with Vanderbilt under current Pittsburgh Steelers head athletic trainer John Norwig and assistant Tim Bream, currently head athletic trainer for the Chicago Bears, as a graduate assistant in 1986. Promoted to assistant athletic trainer at Vanderbilt in 1987, Federici worked with football, baseball and men's basketball. Named head athletic trainer for the Commodores in 1994, and was recognized as the College Athletic Trainer of the Year by the Tennessee Athletic Trainers Society. Certified by the National Athletic Trainers Association, Federici served as a test site administrator and host trainer for the organization's certification exams. A 1985 health education and athletic training graduate from Penn State, Federici earned his master's degree in health promotions at Vanderbilt in 1991. He and his wife, Teddie, have one child-Noah (7/31/97).

SAM RAMSDEN

Associate Athletic Trainer



Sam Ramsden joined the Seahawks as Associate Athletic Trainer on February 9, 1999, having served the previous six years with the Green Bay Packers. While with the Packers, his duties focused on dispensing the teams' medications

and rehabilitation, including an instrumental role in Pro Bowler Dorsey Levens return in 1998, after undergoing reconstructive knee surgery. Ramsden, 29, served as a student athletic trainer for several intercollegiate sports teams at the University of Wisconsin-La Crosse

before joining the Packers staff. He received his bachelor's degree in physical education/athletic training from the La Crosse school in 1992. In his spare time, the La Crescent, Minn., native enjoys golf, weight training and the outdoors. Lives in Kirkland.

GARY REYNOLDS

Dir. of Football Administration

Gary Reynolds joined the Seahawks on February 8, 1999. Working closely with Mike Holmgren, Reynolds assists in all aspects of football operations. Prior to accepting his current position, Reynolds spent six years with the Green Bay Packers, where he served as offensive



assistant/quality control from 1996-98, and administrative assistant/football operations from 1993-95. Before entering the NFL, he was recruiting coordinator at the University of Tennessee in 1992. He also was a graduate assistant/assistant recruiting coordinator at Texas A&M in 1991. Reynolds holds a B.S. degree in engineering and an M.A. degree in education, from Texas A&M. He and his wife, Beth, live in Bothell.



Assistant trainer Ken Smith wraps an ankle before practice.



Amber Adcock
Ticket Office Assistant



Mace Aluia
Corporate Sales Manager



Mike Altfest
Ticket Sales Representative



Chuck Arnold
Director of Ticket
Sales/Operations



Kevin Auld
Head Team Physician



Amy Austinson
Admin. Asst./Broadcasting



Julie Barber
Admin. Asst./PR



John Behrens
Facilities Manager



Blitz
Team Mascot



Bill Boehlke
Web Manager



Jeff Bower
Equipment Assistant



Brock Brady
Ticket Sales Representative



Will Brantley
Ticket Sales Representative



Brad Campbell
Video Assistant



Sarita Carter
Human Resources Coord.



Rick Crawford
Broadcasting/Gameday
Operations Manager



Amy Crowder
Corporate Sales Manager



Chris Culmer
Scouting Assistant



Brian Davis
Broadcaster



Nicole Davis
Travel Agent



Lake Dawson
Pro Personnel Assistant



Jeanne Denkmann
Admin. Asst./Community
Outreach



Duc Dinh
Fields Assistant



Giles Dowden
Corporate Sales Manager



Thom Fermstad
Director of Video



Whitney Freed
Season Ticket Coordinator



Lane Gammel
Assistant Director of
PR/Publications



Nesby Glasgow
Director of Player
Programs/Alumni



David Glass
Videographer/Editor



Tina Godfrey
Accounting Administrator



Rich Gonzales
Public Relations Assistant



Scott Gray
Ticket Sales Representative



Sandy Gregory
Dir. of Comm. Outreach



Steve Hahn
Corporate Sales Manager



Brent Hanson
Fields Assistant



Evan Harding
Corporate Sales Manager



Sue Harris
Retail Operations
Manager



Karen Harrison
Controller



Sue Havens
Retail Coordinator




Tom Headlee
Admin. Asst./Coaching



Dr. Stan Herring
Team Physician



Kristina Howell
Sponsorship Bus. Manager



John Jamison
Pro Personnel Assistant



Ron Jenkins
Dir. of Suite Sales & Services



Paul Johns
Assistant Director of
Community Outreach



Michael Johnson
Director of Info. Systems



Nick Johnson
Internet/Mail Order Rep.



Cindy Kelley
Dir. of Human Resources



Erik Kennedy
Equipment Manager



Dr. Ed Khalfayan
Team Physician



Charlotte Kores
Executive Assistant



Darren Krein
Strength & Conditioning
Assistant



Kim Kwok
Database Marketing
Coordinator



Chris Lawrence
Ticket Sales Representative



Jane Lin
Admin. Asst./Coaching



Kim Lindbeck
Executive Assistant
President/Sr. Vice President



Kristine Ludwig
Account Coordinator



Steve Lund
Ticket Sales Representative



Gina Martinez
Marketing Client Service
Manager



Mark McDaniel
Equipment Assistant



Richard McDonald
Ticket Sales Representative



Mac McNabb
Team Executive Chef



Brad Melland
Asst. Equipment Manager



Anne Mitsakos
Senior Account Coordinator



Melissa Montgomery
Ticket Sales Assistant



Mike Moses
Ticket Sales Representative



Mike Naehr
Ticket Sales Representative



Bill Naves
Football Ops Coordinator/
Team Travel



Joseph Nicoletti
Applications
Developer/DBA



Rick Ninomiya
Director of Security



Brian O'Connell
Broadcast Coordinator



James Oglesby
Asst. Athletic Trainer



Allen Olson
Client/Server Information
Systems Administrator



Kirk Parrish
College Scouting Admin.



Dave Pearson
Director of Public Relations



Lauri Perry
Admin. Asst./Community
Outreach



Mike Peterson
Scouting Assistant



Todd Prieb
Ticket Sales Representative



Shellie Roberts
Marketing Assistant



John Roche
Ticket Sales Representative



Bethany Roth
Admin. Asst./Accounting



William Saguilla
Accounting Supervisor



Tirza Sanchez
Account Coordinator



Rachel Santov
Executive Asst./ Suite Sales
Coordinator



Noel Schram
Warehouse Associate



John Shankar
Accountant



Casey Shaw
Ticket Sales Representative



Dr. Brad Shoup
Team Physician



Patti Sipes
Corporate Hospitality
Manager



Ken Smith
Asst. Athletic Trainer



Mike Spring
Ticket Sales Representative



Heather Stamp
Receptionist/Mail Clerk



Steve Steensma
Client/Server Information
Systems Administrator



Eric Stokes
Pro Personnel Assistant



Jason Sutherland
Ticket Sales Representative



Natalie Thomas
Receptionist



Sherri Thompson
Director of Sea Gals



Artis Twyman
Public Relations Assistant



Robert Ullman
Database Administrator



Mike Wacker
Director of Broadcasting



Todd Walkenhorst
Asst. Dir. of Video



Jay Warnick
Director of Fields



John Webb
Ticket Sales Manager



Willie Whitmore
Ticket Sales Representative



Teresa Widner
Admin. Asst./Pro Personnel



Arleatta Williams
Executive Assistant



Kevin Williams
Dir. of Sponsor Sales



Erin Wilshusen
Box Office Manager



James Yoshida
Security Assistant



Jeremy Young
Public Relations



Stacey Zuber
Charter Seats Coordinator



Dozens of Seahawks employees volunteered at the Seahawks Celebrity Golf Classic.

COACHES



COACHES

Mike Holmgren
**Executive Vice President of
Football Operations/General
Manager & Head Coach**



**SEAHAWKS
EXPERIENCE:
4TH YEAR
TOTAL NFL
EXPERIENCE:
17TH YEAR
NFL HEAD
COACHING:
11TH YEAR**

Named to his current position as the Seahawks Executive Vice President of Football Operations/General Manager & Head Coach on January 8, 1999. In addition to his coaching duties, Holmgren oversees all facets of the team's football operations including scouting, personnel, salary cap, player negotiations, as well as regular coaching responsibilities.

In his first season with the Seahawks, Holmgren helped guide the team into their first postseason since 1988, breaking a 10-year playoff drought. The 9-7 regular season record by the 1999 Seahawks was the best mark since posting a similar record in 1990.

By leading the Seahawks into the postseason, he became just the second coach in team history to take the Seahawks to the playoffs, and just the third coach in NFL history to guide a team to at least seven straight postseasons, joining Tom Landry (nine years, and eight years) and Chuck Noll (eight years).

The 2000 campaign saw Holmgren continue to mold the Seahawks into his vision, revamping the roster and adding players that will be the backbone of the Seahawks for seasons to come. He suffered his first losing season as a head coach, posting a 6-10 record with his young roster (AFC-high 17 rookie or first-year players) while shaping the team financially for years to come.

It is that financial foundation that allowed the club to add defensive tackles John Randle and Chad Eaton, linebacker Levon Kirkland and safety Marcus Robertson in 2001. Those acquisitions provided the club with a strong leadership base while complementing highly regarded drafts which included five first-round choices

over the last three seasons. (DE Lamar King, RB Shaun Alexander, T Chris McIntosh, WR Koren Robinson and G Steve Hutchinson).

In 2001, Holmgren guided that young roster back to winning form and bounced back to post a 9-7 record. That was good for second place in the AFC West and equalled the team's best mark since 1999 and 1990. The team won three of its last four contests and just missed the playoffs, being eliminated in the final week of the regular season.

The ability to team and develop young talent such as WR Darrell Jackson and RB Shaun Alexander, while sprinkling in key veteran leaders was capped with the signing of veteran quarterback Trent Dilfer. Dilfer was 4-0 as a starter in relief of Matt Hasselbeck and named the starter for the 2002 season.

Holmgren took control of the Seahawks following one of the most successful coaching stints in league history as the head coach of the Green Bay Packers from 1992-98 that included a 75-37 (.670) regular season record, a 9-5 (.643) postseason mark, and two Super Bowl appearances, including a 35-21 victory over the New England Patriots in Super Bowl XXXI played in New Orleans. By winning at least one game in five consecutive postseasons (1993-97) Holmgren joined John Madden (1973-77) as the only coaches in league history to accomplish the feat.

From 1995-98, Holmgren's Packers posted an NFL-best 48-16 (.762) record, finished first in the NFC Central Division three times, second once and posted a 7-3 mark in the playoffs.

By taking the Packers to six consecutive postseasons (1993-98), Holmgren established a



franchise record, with a team that had recorded just two winning seasons in the 19 years before he was hired.

In 16 NFL seasons (1999-2001 head coach Seattle, 1992-98 head coach Green Bay, 1986-91 assistant coach San Francisco) Holmgren's teams have posted a 170-84-1 (.669) record, hit double digits in the win column ten times, made the postseason 12 times, won three Super Bowls (XXXI, XXIV, XXIII) and reached another (Super Bowl XXXII).

Holmgren's 1996 team that won the Super Bowl, led the NFL in scoring with a team-record 456 points and also led the league in defensive scoring, a feat that had not been accomplished since 1972.

Before becoming the Packers head coach, Holmgren served as an assistant coach of the San Francisco 49ers from 1986-91. He coached the quarterbacks from 1986-88, under Head Coach Bill Walsh and was the team's offensive coordinator from 1989-91, under George Seifert. During his tenure in San Francisco, the 49ers posted a 71-23-1 (.753) regular season record to reach the postseason each year, and won Super Bowl XXIII over Cincinnati and Super Bowl XXIV over Denver. As offensive coordinator in 1989, the 49ers boasted the NFL's top-ranked offense.

Prior to joining the 49ers staff, Holmgren coached the quarterbacks at Brigham Young

University from 1982-85, including a national championship in 1984. He also served as the offensive coordinator/quarterbacks coach at San Francisco State in 1981.

As a quarterback at San Francisco's Lincoln High School, Holmgren was named 1965's "Prep Athlete of the Year," before continuing his playing career at the University of Southern California from 1966-69. He was drafted by the St. Louis Cardinals in the eighth round of the 1970 draft and went to camp with both the Cardinals and the Jets that year.

Holmgren's coaching career began in 1971 at his alma mater Lincoln High, where he also taught history. One year later, he moved to San Francisco's Sacred Heart High as a teacher and assistant coach. He also coached at Oak Grove High from 1975-80.

He received a Bachelor of Science Degree from USC in 1970.

Holmgren returned to the NFL's influential Competition Committee Feb. 6, 2002, after a three-year layoff. He served as co-chair of the Committee along with Buccaneers General Manager Rich McKay, having taken over for Don Shula, from 1996-98.

Mike and his wife, Kathy, have four daughters-twins Calla and Jenny (9/27/73), Emily (1/21/77), Gretchen (7/14/81) and two granddaughters, Emma and Emerson.

ACTIVE COACHES WITH 100 CAREER WINS

	Regular Season				Postseason				Career			
	W	L	T	Pct.	W	L	T	Pct.	W	L	T	Pct.
1. Dan Reeves, Den, NYG, Atl	178	149	1	.544	10	8	0	.556	188	157	1	.545
2. Schottenheimer, Cle, KC, Wash	153	93	1	.621	5	11	0	.313	158	104	1	.603
3. Mike Holmgren, GB, Sea	99	61	0	.619	9	6	0	.600	108	67	0	.617
4. Bill Cowher, Pit	99	61	0	.619	6	7	0	.462	105	68	0	.607

ALL-TIME SEAHAWKS COACHING RECORDS

		Regular Season				Postseason		
		W	L	T	Pct.	W	L	Pct.
1976-82*	Jack Patera	35	59	0	.372	---	---	---
1982	Mike McCormack	4	3	0	.571	---	---	---
1983-91	Chuck Knox	80	63	0	.559	3	4	.429
1992-94	Tom Flores	14	34	0	.291	---	---	---
1995-98	Dennis Erickson	31	33	0	.484	---	---	---
1999-	Mike Holmgren	24	24	0	.500	0	1	.000

* Patera was replaced by Mike McCormack after two games of the 1982 season.

HOLMGREN'S HEAD COACHING RECORD

YEAR	TEAM	W	L	T	PCT.	FINISH
1992	Green Bay	9	7	0	.563	2nd, NFC Central
1993	Green Bay	9	7	0	.563	3rd, NFC Central <i>Wild Card victory over Detroit, 28-24</i> <i>Divisional Playoff loss to Dallas, 27-17</i>
1994	Green Bay	9	7	0	.563	2nd, NFC Central <i>Wild Card victory over Detroit, 16-12</i> <i>Divisional Playoff loss to Dallas, 35-9</i>
1995	Green Bay	11	5	0	.688	1st, NFC Central <i>Wild Card victory over Atlanta, 37-20</i> <i>Divisional playoff victory over San Francisco, 27-17</i> <i>NFC Championship loss to Dallas, 38-27</i>
1996	Green Bay	13	3	0	.813	1st, NFC Central <i>Divisional playoff victory over San Francisco, 35-14</i> <i>NFC Championship victory over Carolina, 30-13</i> <i>Super Bowl XXXI victory over New England, 35-21</i>
1997	Green Bay	13	3	0	.813	1st, NFC Central <i>Divisional playoff victory over Tampa Bay, 21-7</i> <i>NFC Championship victory over San Francisco, 23-10</i> <i>Super Bowl XXXII loss to Denver, 31-24</i>
1998	Green Bay	11	5	0	.688	2nd, NFC Central <i>Wild Card loss to San Francisco, 30-27</i>
1999	Seattle	9	7	0	.564	1st, AFC West <i>Wild Card loss to Miami, 20-17</i>
2000	Seattle	6	10	0	.375	4th, AFC West
2001	Seattle	9	7	0	.564	2nd, AFC West
REGULAR SEASON (TEN YEARS)		99	61	0	.619	
POSTSEASON (SEVEN YEARS)		9	6	0	.600	
COMBINED RECORD		108	67	0	.617	

HOLMGREN'S COACHING CAREER

1971	Lincoln High School (San Francisco, Ca.): <i>Assistant Coach</i>
1972-74	Sacred Heart High School (San Francisco, Ca.): <i>Assistant Coach</i>
1975-80	Oak Grove High School (San Jose, Ca.): <i>Assistant Coach</i>
1981	San Francisco State University: <i>Offensive Coordinator/Quarterbacks</i>
1982-85	Brigham Young University: <i>Quarterbacks Coach</i>
1986-88	San Francisco 49ers: <i>Quarterbacks Coach</i>
1989-91	San Francisco 49ers: <i>Offensive Coordinator</i>
1992-98	Green Bay Packers: <i>Head Coach</i>
1999-	Seattle Seahawks: <i>Executive V.P. of Football Operations/General Manager & Head Coach</i>

HOLMGREN IS IN RANGE OF CATCHING

	Regular Season				Postseason				Career			
	W	L	T	Pct.	W	L	T	Pct.	W	L	T	Pct.
1. Don Shula	328	156	6	.676	19	17	0	.528	347	173	6	.665
17. Mike Ditka	121	95	0	.560	6	6	0	.500	127	101	0	.557
18. Jim Mora	125	106	0	.541	0	6	0	.000	125	112	0	.527
19. George Seifert	114	62	0	.648	10	5	0	.667	124	67	0	.649
20. Sid Gillman	122	99	7	.550	1	5	0	.167	123	104	7	.541
21. George Allen	116	47	5	.705	2	7	0	.222	118	54	5	.681
22. Don Coryell	111	83	1	.572	3	6	0	.333	114	89	1	.561
23. John Madden	103	32	7	.750	9	7	0	.563	112	39	7	.731
24. Mike Holmgren	99	61	0	.619	9	6	0	.600	108	67	0	.617
25. Ray Parker	104	75	9	.577	3	1	0	.750	107	76	9	.581


HOLMGREN VS. NFL

	TEAM	REGULAR SEASON	POSTSEASON	TOTAL
AMERICAN FOOTBALL CONFERENCE	Baltimore Ravens	1-0	---	1-0
	Buffalo Bills	3-2	---	3-2
	Cincinnati Bengals	4-0	---	4-0
	Cleveland Browns	2-1	---	2-1
	Denver Broncos	4-4	0-1	4-5
	Indianapolis Colts	0-2	---	0-2
	Jacksonville Jaguars	3-0	---	3-0
	Kansas City Chiefs	3-5	---	3-5
	Miami Dolphins	1-3	0-1	1-4
	New England Patriots	1-1	1-0	2-1
	New York Jets	1-1	---	1-1
	Oakland/L.A. Raiders	4-3	---	4-3
	Pittsburgh Steelers	3-1	---	3-1
	San Diego Chargers	6-2	---	6-2
NATIONAL FOOTBALL CONFERENCE	Seattle Seahawks	1-0	---	1-0
	Tennessee/Houston	2-0	---	2-0
	Arizona Cardinals	---	---	---
	Atlanta Falcons	2-1	1-0	3-1
	Carolina Panthers	2-1	1-0	3-1
	Chicago Bears	13-2	---	13-2
	Dallas Cowboys	2-4	0-3	2-7
	Detroit Lions	9-6	2-0	11-6
	Green Bay Packers	1-0	---	1-0
	Minnesota Vikings	5-9	---	5-9
	New Orleans Saints	3-0	---	3-0
	New York Giants	2-2	---	2-2
	Philadelphia Eagles	3-4	---	3-4
	St. Louis/L.A. Rams	5-2	---	5-2
	San Francisco 49ers	2-0	3-1	5-1
	Tampa Bay Buccaneers	11-4	1-0	12-4
	Washington Redskins	0-1	---	0-1
CAREER TOTALS	99-61	9-6	108-67	

ASSISTANT COACHES

GIL HASKELL

OFFENSIVE COORDINATOR



SEAHAWKS
EXPERIENCE:
3RD YEAR
NFL
EXPERIENCE:
20TH YEAR

Named to his current position on January 20, 2000, Haskell joins his long-time friend and peer Mike Holmgren. As the team's offensive coordinator, Haskell works closely with Holmgren in implementing an innovative and precise offensive scheme. His sole responsibility is guiding the offense.

Haskell joined the Seahawks after serving in the same capacity for the Carolina Panthers (1998-99) where his offense finished sixth in the NFL in 1999, with 355.4 yards per game in total offense, including the second ranked passing attack in the NFL with 260.1 passing yards per game. He orchestrated an offense in 1999 that set team records in total yards (5,686), points (421) and passing yards (4,161), and also sent three players (QB Steve Beuerlein, WR Mushin Muhammad and TE Wesley Walls) to the Pro Bowl.

In his first year as offensive coordinator for Seattle, Haskell oversaw the AFC's top-ranked (2nd NFL) red zone offense, scoring 60.9% of the time. His offense gained 292.5 yards per game, threw for 185.0 yards and rushed for 107.5 yards, ranking 11th in each category in the AFC.

Haskell's 2001 offensive plan tailored to the running style of second-year back Shaun Alexander. His schemes helped Alexander enjoy a breakout year and rush for the NFL's fourth-best performance with 266 yards vs. Oakland. Add Ricky Watters in the mix and Seattle ranked fifth in the AFC (9th NFL) with 121.0 yards per game. Overall, Seattle's offense increased to 298.3 yards per game, good for 15th in the AFC.

The 20-year NFL coaching veteran rejoins Holmgren after serving six seasons (1992-97), three as wide receivers coach (1995-97) and three as running backs coach (1992-94), for the Green Bay Packers.

While receivers coach under Holmgren, Haskell coached the Packers record-setting Pro Bowl receiving duo Antonio Freeman and Robert Brooks.

Before his tenure with the Packers, Haskell entered the NFL in 1983 and served nine seasons for the Los Angeles Rams (1983-91), the first four as special teams coach, four seasons as running backs coach, and one as tight ends/special teams coach.

Prior to a distinguished NFL career, his late uncle, Dr. William O'Grady, was part owner of the San Francisco 49ers, and before leaving for USC in 1978, Haskell worked for the 49ers for 22 years.

Haskell spent five seasons as wide receivers and special teams coach for the University of Southern California (1978-82) and nine years at San Francisco's St. Ignatius High School (1969-77), serving as head coach the final five seasons.

This season he is reunited with his former St. Ignatius assistant coach, Bill Laveroni, who was hired to be Assistant Offensive Line coach.

Haskell and his wife, Nancy, have four grown daughters, Paula, Patty, Jenny and Julie. The couple lives in Kirkland.

HASKELL'S COACHING CAREER

1978-82	University of Southern California <i>Special Teams & Wide Receivers</i>
1983-86	Los Angeles Rams <i>Special Teams</i>
1987-90	Los Angeles Rams <i>Running Backs</i>
1991	Los Angeles Rams <i>Tight Ends/Special Teams</i>
1992-94	Green Bay Packers <i>Running Backs</i>
1995-97	Green Bay Packers <i>Wide Receivers</i>
1998-99	Carolina Panthers <i>Offensive Coordinator</i>
2000-	Seattle Seahawks <i>Offensive Coordinator</i>

STEVE SIDWELL
DEFENSIVE COORDINATOR



SEAHAWKS
EXPERIENCE:
3RD YEAR
NFL
EXPERIENCE:
21ST YEAR

Named to his current position on January 12, 2000, Steve Sidwell takes over a defensive unit led by Pro Bowlers LB Chad Brown, DT John Randle and CB Shawn Springs. Considered one of the NFL's great defensive minds, Sidwell has worked with the 3-4, 4-3 and 46 alignments during his professional coaching career.

Sidwell, who will enter his 17th season as a defensive coordinator in the NFL, joined the Seahawks staff after serving in the same capacity for the New England Patriots from 1997-99.

He guided the 1999 Patriots defensive unit, which allowed 188.3 yards passing per game, to an overall ranking of eighth in the NFL.

His 2000 defense picked up its intensity improving to a +5 takeaway/giveaway ratio over the last seven games after beginning the season -14 in that category. The defense tied a club record allowing just five pass completions in its win vs. Oakland and his scheme allowed LB Anthony Simmons to rank third in club history with 147 tackles.

Sidwell entered the 2001 season with a revamped defense after offseason signings of John Randle, Levon Kirkland, Chad Eaton and Marcus Robertson. With that experience and leadership on the field, Sidwell's defense allowed only four 100-yard rushing performances (10 in 2000) and rank Seattle's rush defense 15th in the NFL (28th in 2000).

The 2001 squad also ranked 10th in the AFC in overall defense while posting a +6 takeaway/giveaway ratio, good for sixth in the AFC.

Before his tenure with the Patriots, Sidwell joined Holmgren's Green Bay staff in 1995, as linebackers coach, but left before the start of the season to become the defensive coordinator for the Houston Oilers, where he coached from 1995-96.

Sidwell also served as defensive coordinator for the New Orleans Saints from 1986-94.

While in New Orleans, he led a unit that ranked first in the NFL in points allowed twice (1991-92), first in rushing defense (1989) and first in passing defense, twice (1992-93). His Oilers unit ranked fifth in overall defense in 1995, and second in rushing defense in 1996, allowing just 86.6 yards per game.

His other NFL experience was as the defensive line coach of the Indianapolis Colts in 1985, and as linebackers coach of the Patriots from 1982-84.

Prior to entering the NFL, he served as defensive coordinator at Southern Methodist University from 1976-81 and at Nevada-Las Vegas from 1974-75. He also coached the linebackers at his alma mater, Colorado, from 1966-73.

Sidwell was a two-way starter for the Buffaloes from 1962-65, where he earned all-conference honors as a linebacker. He also earned academic All-American recognition.

Sidwell and his wife, Katy, have two grown sons, Brad and Scott. The couple lives in Kirkland.

SIDWELL'S COACHING CAREER

1966-73	University of Colorado <i>Linebackers</i>
1974-75	Nevada-Las Vegas <i>Defensive Coordinator</i>
1976-81	Southern Methodist University <i>Defensive Coordinator</i>
1982-84	New England Patriots <i>Linebackers</i>
1985	Indianapolis Colts <i>Defensive Line</i>
1986-94	New Orleans Saints <i>Defensive Coordinator</i>
1995-96	Houston Oilers <i>Defensive Coordinator</i>
1997-99	New England Patriots <i>Defensive Coordinator</i>
2000-	Seattle Seahawks <i>Defensive Coordinator</i>

PETE RODRIGUEZ
SPECIAL TEAMS COORDINATOR



**SEAHAWKS
 EXPERIENCE:
 5TH YEAR
 NFL
 EXPERIENCE:
 15TH YEAR**

Begins his 15th season as an assistant in the National Football League and fifth with the Seahawks. Named to the Seahawks coaching staff on February 9, 1998, as the team's Assistant Head Coach/Special Teams, and was retained by Mike Holmgren during the '99 offseason in the position of Special Teams Coordinator.

Widely regarded as one of the top special teams coaches in the NFL, evidenced by being named Special Teams Coach of the Year in 1992 and 1999 and Special Teams Coach of the Decade in the '90s by the *Dallas Morning News*.

His 2001 special teamers ranked fourth in the AFC (6th NFL) holding opponents kick returns to a paltry 19.9 yards per return while his kickoff return schemes allowed Charlie Rogers to net good field position in last-second wins at Cleveland and at San Diego.

Oversaw a group in 2000 that ranked fifth overall in special teams, placing second in the AFC (3rd NFL) in average drive start (31.6 yd. line) according to the *Dallas Morning News*. The team also finished fourth in the NFL in kickoff return (24.2 avg.) and kickoff coverage (19.3 avg.).

His 1999 squad ranked first in special teams, following a fifth-place finish in 1998, according to the *Dallas Morning News*.

Entered the NFL as the Los Angeles Raiders special teams coach (1988-89). Served in a similar capacity with the Phoenix Cardinals (1990-93) before joining the Washington Redskins staff (1994-97). Prior to entering the NFL he worked with the USFL's Michigan Panthers as a defensive line coach from 1983-84. Also coached with the USFL's Denver Gold (1985) and Jacksonville Bulls (1986), while spending one year in the CFL with the Ottawa Rough Riders (1987). Has tutored five Pro Bowl punters, including Washington's Matt

Turk, who led the NFL in net punting in 1997.

Broke into coaching as a graduate assistant at Arizona (1968-69) and later served as defensive coordinator at Western Illinois (1970-73), Florida State (1974-75) and Iowa State (1976-78) before a four-year stint as head coach at Western Illinois from 1979-82. Also made a stop as defensive coordinator at Northern Iowa in 1986.

Played guard and linebacker at Western State College in Colorado. Earned his bachelor and master degrees from WSC and master's of education from the University of Arizona.

A Chicago native, and diehard Cubs fan, he and his wife, Sherry, reside in Kirkland. Their family includes daughters Regina, Chief of Civil Division in the U.S. Attorney's office in Denver, Marla, Director of Sports Media at the University of Denver, stepdaughter Lori Brown, Mrs. Missouri 2001, her son John Aller, and grandchildren, Colby and Riley.

**RODRIGUEZ' COACHING
 CAREER**

- 1968-69 University of Arizona
Graduate Assistant
- 1970-73 Western Illinois
Defensive Coordinator
- 1974-75 Florida State
Defensive Coordinator
- 1976-78 Iowa State
Defensive Coordinator
- 1979-82 Western Illinois
Head Coach
- 1983-84 Michigan Panthers (USFL)
Defensive Line
- 1985 Denver Gold (USFL)
Defensive Line
- 1986 Jacksonville Bulls (USFL)
Defensive Line
- 1987 Ottawa Rough Riders (CFL)
Defensive Line
- 1988-89 Los Angeles Raiders
Special Teams
- 1990-93 Phoenix Cardinals
Special Teams
- 1994-97 Washington Redskins
Special Teams
- 1998 Seattle Seahawks
Assistant Head Coach/Special Teams
- 1999- Seattle Seahawks
Special Teams Coordinator

LARRY BROOKS

DEFENSIVE LINE



SEAHAWKS
EXPERIENCE:
4TH YEAR
NFL
EXPERIENCE:
17TH YEAR

Named to his current position January 14, 1999, Brooks embarks on his 27th year of professional football.

Brooks joined Mike Holmgren's Seattle staff after serving under him in 1994 as the Green Bay Packers' defensive line coach.

Having tutored all-time sack leader Reggie White (192.5) with the Packers, Brooks has the opportunity to work with Chad Eaton and Pro Bowler John Randle, 1999 first-round draft choice Lamar King and newcomer Brandon Mitchell.

Under Brooks' guidance, Randle led the club with 11.0 sacks in 2001 and was selected to his seventh Pro Bowl.

Brooks led a 1998 Packers defensive unit that held its opponents to 281.7 yards a game, which ranked fourth in the NFL, including a rushing defense that allowed just 90.1 rushing yards a game.

His line played a major role in Green Bay's Super Bowl XXXI success when the defense allowed a league low 259.8 yards per game and a meager 3.5-yard per rush average.

Starting out with the Los Angeles Rams in 1983 as the assistant defensive line coach, Brooks spent eight years in Anaheim.

Out of football in 1991, he returned to his alma mater in 1992 where he served as Virginia State's assistant athletic director and assistant football coach. He was named athletic director in 1993 before joining Holmgren's Packer staff in 1994.

A perennial Pro Bowl performer as a defensive tackle during an 11-year career with the Los Angeles Rams, Brooks was selected to five consecutive Pro Bowls (1976-80), including being named All-Pro from 1977-79 while on his way to starting in the team's only Super Bowl appearance in 1980.

Born June 10, 1950, in Prince George, Va., he attended Virginia State where he was named to the Associated Press Little All-America team. He also earned all-conference honors and was recognized as 'Virginia Small College Lineman of the Year' in 1971. Inducted into the Virginia Hall of Fame in the Spring of 2000.

Larry and his wife, Colleen, have a son, Larry Jr. (10/26/69). They live in Kirkland, Wash.

BROOKS' COACHING CAREER

- 1983-90 Los Angeles Rams
Assistant Defensive Line
- 1992-93 Virginia State
Assistant Coach
- 1994-98 Green Bay Packers
Defensive Line
- 1999- Seattle Seahawks
Defensive Line

JERRY COLQUITT

OFFENSIVE ASST./QUALITY CONTROL



SEAHAWKS
EXPERIENCE:
4TH YEAR
NFL
EXPERIENCE:
4TH YEAR

Named to his current position on February 5, 1999, Jerry Colquitt joined the Seahawks following a brief stint as the University of Mississippi's director of recruiting, a position he held for two months.

As offensive quality control coach, Colquitt assists with many of the "behind-the-scene" aspects of preparation, including video study of opponents and self scouting.

Colquitt, a former University of Tennessee quarterback, served as a graduate assistant for the Volunteers from 1996-98.

As a player, Colquitt played in 21 games as a back-up quarterback where he completed 36-of-60 passes for 454 yards and five touchdowns.

He went to training camp with the Carolina Panthers in 1995 and saw action with the NFL

Europe League's Frankfurt Galaxy in 1997.

Born on June 26, 1972 in Oak Ridge, Tenn. Attended Oak Ridge High School. Lives in Kirkland.

COLQUITT'S COACHING CAREER

- 1996-98 University of Tennessee
Graduate Assistant
- 1999- Seattle Seahawks
Offensive Quality Control

NOLAN CROMWELL WIDE RECEIVERS



**SEAHAWKS
EXPERIENCE:
4TH YEAR
NFL
EXPERIENCE:
12TH YEAR**

Named to his current position on January 14, 1999, Nolan Cromwell enters his 23rd NFL season; the first 11 as a Pro Bowl-caliber safety and the last 11 as an assistant coach.

Cromwell has been instrumental in the development of wide receiver Darrell Jackson, who led all rookie receivers in catches, yards and touchdowns in 2000. Jackson then followed with a 70-catch season in 2001, and became the first Seahawks receiver to eclipse the 1,000-yard mark since Joey Galloway (1998). Waiting in the wings is last year's first-round pick, Koren Robinson.

In 1999, he helped Derrick Mayes have a career year, leading the team in receptions (62) and touchdowns (10).

In 1998, Cromwell coached the Green Bay Packers' wide receivers under Mike Holmgren, after serving as special teams coach from 1992-97.

Cromwell's receiving corps included Pro Bowl standout Antonio Freeman who established career-highs leading the NFL with 1,424 yards on 84 receptions. Overall, the Packers passing game accounted for 33 touchdowns while helping guide the team to a sixth-consecutive postseason appearance.

Before taking over the wide receivers,

Cromwell coached Green Bay's aggressive special teams units. One of the league's most feared punt return teams, the Packers paced the NFL in 1996 with a 15.1-yard return average. That year, his group of field position warriors also led the league by scoring 24 points, and adding another two touchdowns in the postseason en route to a Super Bowl XXXI victory. On five different weekends in the '96 season, one of Cromwell's players was honored as Special Teams Player of the Week.

Prior to taking on duties with the Packers, Cromwell coached on John Robinson's Los Angeles Rams staff as a defensive & special teams assistant in 1991.

A second-round draft choice by the Rams in 1977, Cromwell played his entire 11-year career for Los Angeles, earning four Pro Bowl berths, an NFC Defensive Player of the Year award (Kansas City Committee of 101) in 1980, and an NFL Defensive Back of the Year award (Football Digest) in 1984.

He ended his Rams career as the team's all-time leader in interception return yardage with 671 yards on 37 picks. He was also a member of the Rams' Super Bowl XIV team following the 1979 season.

An All-America wishbone quarterback at Kansas, Cromwell established an NCAA rushing record for quarterbacks with 294 yards as a junior, after playing safety his first two collegiate seasons. Also, an accomplished deathlete in track.

Born on January 30, 1955, in Kansas, Nolan and his wife, Mary, have two children, Lance (6/15/86) and Jennifer (4/13/88).

CROMWELL'S COACHING CAREER

- 1991 Los Angeles Rams
Defense/Special Teams Assistant
- 1992-97 Green Bay Packers
Special Teams
- 1998 Green Bay Packers
Wide Receivers
- 1999- Seattle Seahawks
Wide Receivers

KEN FLAJOLE

DEFENSIVE BACKS



SEAHAWKS
EXPERIENCE:
4TH YEAR
NFL
EXPERIENCE:
5TH YEAR

Originally joined the staff in 1999 as defensive backs coach. That secondary led the NFL with 30 interceptions, including two that were returned for touchdowns. He then spent 2000 as head of the linebackers but returned to the secondary last season. Joined Holmgren's staff in Seattle on January 14, 1999.

Before entering the NFL as an assistant with the Green Bay Packers in 1998, Flajole spent 21 years coaching among the college ranks, including short tenures at Pacific Lutheran (1977-78) in Tacoma and the University of Washington (1979).

Flajole joined the Packers in 1998, as Green Bay's defensive quality control assistant after having served as the University of Nevada's co-defensive coordinator/secondary coach for two seasons (1996-97). His '96 defense finished first in the conference in total defense, scoring defense and passing defense.

Prior to his duties in Nevada, he held coaching positions at seven other universities beginning with his alma mater PLU before moving to Washington. Other stops included Montana (1980-85), Texas-El Paso (1986-88), Missouri (1989-93), Richmond (1993-94) and Hawaii (1995) holding defensive coordinator positions at Richmond and Montana.

An all-conference linebacker, first at Wenatchee Valley Community College, then at Pacific Lutheran, Flajole earned a B.S. Degree in Education from PLU in 1976. He was born October 4, 1954, in Seattle.

He and his wife, Teri, have two daughters, Kelly (2/11/82) and Kori (1/16/84).

FLAJOLE'S COACHING CAREER

- 1977-78 Pacific Lutheran Univ. (Tacoma, Wa.)
Defensive Line/Linebackers
- 1979 University of Washington
Graduate Assistant/Defensive Backs
- 1980-83 University of Montana
Defensive Backs/Linebackers
- 1984-85 University of Montana
Defensive Coordinator/Linebackers
- 1986-88 University of Texas El Paso
Defensive Backs
- 1989-93 University of Missouri
Defensive Backs/Outside Linebackers
- 1994 University of Richmond
Defensive Coordinator/Linebackers
- 1995 University of Hawaii
Defensive Backs
- 1996-97 University of Nevada
Co-Def. Coordinator/Def. Backs
- 1998 Green Bay Packers
Defensive Assistant/Quality Control
- 1999 Seattle Seahawks
Defensive Backs
- 2000 Seattle Seahawks
Linebackers
- 2001- Seattle Seahawks
Defensive Backs



Johnny Holland

JOHNNY HOLLAND**LINEBACKERS**

SEAHAWKS
 EXPERIENCE:
3RD YEAR
 NFL
 EXPERIENCE:
8TH YEAR

Named to Mike Holmgren's staff on February 13, 2000, Johnny Holland enters his second year coaching the linebackers after serving as assistant special teams/assistant strength and conditioning coach in 2000.

In his eighth NFL season, Holland joined the Seahawks after five seasons with the Green Bay Packers, most recently as linebackers coach (1999).

Under Holmgren in Green Bay, Holland served as special teams coach (1998) and defensive quality control coach (1995-97).

In 2001, Holland inherited an outstanding linebacking corps with Pro Bowlers Levon Kirkland and Chad Brown, while becoming a prominent factor in the development of Anthony Simmons, who has led the team in tackles the past two seasons.

Originally a Green Bay second-round draft choice out of Texas A&M in 1987, he posted six consecutive seasons with at least 100 tackles before retiring in 1994.

In 1993, after recovering from a neck injury suffered in 1992, Holland led the Packers in tackles with a career-high 145 and helped guide the team into the playoffs for the first time in 11 years.

He was recently inducted to the Packers Hall of Fame in July 2001.

As a collegian, he was a three-year starter and a four-year letterman at Texas A&M, where he led the Aggies in tackles each of his last three years.

As a prep, at Hempstead High in Texas, he won 12 letters.

Holland and his wife, Faith, have a son Jordan (3/15/94) and daughter Joli (8/26/96).

HOLLAND'S COACHING CAREER

- 1995-97 Green Bay Packers
Defensive Quality Control
 1998 Green Bay Packers
Special Teams
 1999 Green Bay Packers
Linebackers
 2000 Seattle Seahawks
Asst. Special Teams/Asst. Strength & Cond.
 2001- Seattle Seahawks
Linebackers

KENT JOHNSTON**STRENGTH & CONDITIONING**

SEAHAWKS
 EXPERIENCE:
4TH YEAR
 NFL
 EXPERIENCE:
16TH YEAR

Named to his current position on January 14, 1999, Kent Johnston is in his 23rd year of coaching collegiate and professional athletes in strength, conditioning and nutrition.

Johnston originally joined Head Coach Mike Holmgren in Green Bay where he served in a similar capacity from 1992-98. One of his primary duties entailed the rehabilitation of injured players, while also serving as a resource for developing nutrition programs that varied for each individual.

In 1997, Johnston was honored as "Strength and Conditioning Coach of the Year" by the Professional Football Strength and Conditioning Coaches' Society.

A unique aspect of Johnston's conditioning program has been the implementation of a karate class to increase both the cardiovascular capacity and coordination.

Prior to joining the Packers, Johnston spent five years (1987-91) in the weight room of the Tampa Bay Buccaneers, where he was hired by Head Coach Ray Perkins.

From 1983-86, he was a member of Ray Perkins' University of Alabama staff where he helped develop a number of NFL players.

Johnston began his coaching career at

Teague High School in Texas (1978) before entering the collegiate ranks at Northwestern (La.) State (1979). He spent two years at Northeast Louisiana (1980-81) and one year at Willis High in Texas (1982) before joining the Crimson Tide staff.

A graduate of Stephen F. Austin where he played defensive back, Johnston earned his Master's Degree in Physical Education from Alabama in 1984.

Born February 21, 1956, in Mexia, Texas, Kent and his wife, Pam, have four sons, Kody (5/30/90), Kole (5/7/92), Clay (8/8/96) and Cade (6/24/98).

JOHNSTON'S COACHING CAREER

- 1978 Teague High School (Teague, Texas)
- 1979 Northwest Louisiana State
Strength & Conditioning
- 1980-81 Northeast Louisiana State
Strength & Conditioning
- 1982 Willis High (Willis, Texas)
Assistant Coach
- 1983-84 University of Alabama
Graduate Assistant
- 1985-86 University of Alabama
Strength & Conditioning
- 1987-91 Tampa Bay Buccaneers
Strength & Conditioning
- 1992-98 Green Bay Packers
Strength & Conditioning
- 1999- Seattle Seahawks
Strength & Conditioning

BILL LAVERONI ASSISTANT OFFENSIVE LINE



**SEAHAWKS
EXPERIENCE:
1ST YEAR
NFL
EXPERIENCE:
1ST YEAR**

Named to his current post April 2, 2002, Laveroni joins the Seahawks in his first stint in the National Football League. He was hired to assist and observe assistant head coach/offensive line coach Tom Lovat to make the transition a smooth one when the day comes that

Lovat retires from the club.

The 30-year coaching veteran has coached offensive linemen for the past 18 years, most recently at Vanderbilt University (2001).

Laveroni broke in to coaching as assistant coach at St. Ignatius High from 1972-76, where he and current offensive coordinator Gil Haskell coached together. He then became head coach at Piedmont High for one year before joining the college ranks.

He coached linebackers and tight ends at his alma mater, California (1978), before leaving for Utah State to coach the linebackers and offensive line from 1979-82.

His second tour of duty at California saw him lead the offensive line from 1983-89 followed by the same position coupled with special teams coordinator for San Jose State from 1990-92. From 1993-94 he coached only the offensive line for the Spartans.

Laveroni joined the Arena League's San Jose Sabercats in 1995 and coached for two years leading to a five-year career at Rutgers serving as offensive line coach/run game coordinator (1996-2000).

He was a three-year starter for California at center (1967-69) where he earned a degree in criminology. He also holds a teaching credential from the master's program of the University of San Francisco. He and his wife, Patty, have one son, Anthony.

LAVERONI'S COACHING CAREER

- 1972-76 St. Ignatius High School
Assistant Coach
- 1977 Piedmont High School
Head Coach
- 1978 University of California
Linebackers/Tight Ends
- 1979-82 Utah State University
Linebackers/Offensive Line
- 1983-89 University of California
Offensive Line
- 1990-92 San Jose State
Offensive Line/Special Teams Coord.
- 1993-94 San Jose State
Offensive Line
- 1995 San Jose Sabercats
Offensive Line/Defensive Line
- 1996-00 Rutgers University
Offensive Line/Run Game Coord.
- 2001 Vanderbilt University
Offensive Line
- 2002- Seattle Seahawks
Assistant Offensive Line

JIM LIND TIGHT ENDS



SEAHAWKS
EXPERIENCE:
4TH YEAR
NFL
EXPERIENCE:
11TH YEAR

Jim Lind originally joined the Seahawks on January 14, 1999. He enters his third year coaching the tight ends, this season working with 2002 first-round pick Jerramy Stevens and incumbent Itula Mili.

Originally joined the team as its linebackers coach. With the untimely passing of defensive coordinator Fritz Shurmur, prior to training camp, Lind coordinated the Seahawks defensive unit.

That defense recorded an NFL-leading 30 interceptions while holding opponents to just 19 passing touchdowns.

Lind enters his 11th year as an NFL coach having spent four seasons as the Green Bay Packers linebackers coach under Mike Holmgren.

The Packers 1996 defense, with help from Lind, set the NFC record for fewest touchdowns in a 16-game schedule.

His 1998 linebacking corps helped the Packers defense finish fourth in the NFL, limiting opponents to just 281.7 yards a game while plugging holes for a bare 90.1 opponent rushing average.

He broke into the NFL as a defensive assistant/quality control coach in 1992 under Holmgren. This was the second time Lind crossed paths with Holmgren, previously coaching together at Brigham Young University while Lind was a graduate assistant in 1981-82.

Before breaking into the professional ranks, he served nine years as a collegiate head coach, most recently at Wisconsin-Eau Claire (1987-91). Lind enjoyed his most success while a head coach at the University of Minnesota-Morris (1983-86) where he directed the Cougars to two Northern Intercollegiate Conference championships earning NIC

'Coach of the Year' in 1984 and NAIA District 13 'Coach of the Year' in 1986.

He began his collegiate coaching career as a graduate assistant at St. Cloud State (1977) before earning the offensive coordinator job there in 1978. He then moved to nearby St. Johns University (1979-80) before crossing paths with Holmgren at BYU as a graduate assistant (1981-82).

Lind entered coaching in 1974 as head football coach at Underwood (Minn.) High School holding that position until joining St. Cloud State.

Lind played three years of collegiate football as a linebacker his freshman year at Bethel College, before moving to Bemidji State, where he earned his undergraduate degree, playing two years at defensive back.

Later he earned his master's degree at St. Cloud State and Doctorate in Professional Leadership in Physical Education and Athletics at BYU.

Born November 11, 1947, in Isle, Minn., Lind and his wife, Cindy, have two sons, Erik (1/6/87) and Bryan (1/31/90).

LIND'S COACHING CAREER

- 1974-76 Underwood High (Underwood, Minn.)
Head Coach
- 1977 St. Cloud State (Minnesota)
Graduate Assistant
- 1978 St. Cloud State (Minnesota)
Offensive Coordinator
- 1979-80 St. John's University
Front 7/Defense
- 1981-82 Brigham Young University
Graduate Assistant
- 1983-86 University of Minnesota--Morris
Head Coach
- 1987-91 University of Wisconsin--Eau Claire
Head Coach
- 1992-94 Green Bay Packers
Defensive Assistant/Quality Control
- 1995-98 Green Bay Packers
Linebackers
- 1999 Seattle Seahawks
Linebackers
- 2000- Seattle Seahawks
Tight Ends

CLAYTON LOPEZ

DEFENSIVE ASSISTANT/SECONDARY



SEAHAWKS
EXPERIENCE:
4TH YEAR
NFL
EXPERIENCE:
4TH YEAR

Lopez is in his fourth year with the Seahawks, joining Mike Holmgren's staff on February 5, 1999, following a four-year term at the University of Nevada.

After spending the previous three seasons as the Defensive Quality Control coach, he now moves in to the role of Defensive Assistant/Secondary for the 2002 season. He will assist Ken Flajole with the secondary and other areas of defensive preparation.

Lopez began his coaching career as a graduate assistant at his alma mater, Nevada, from 1995-96, before joining the Wolf Pack staff as a full-time assistant as the running backs coach and recruiting coordinator from 1997-98.

A former safety at Nevada, Lopez helped guide the team to three conference titles from 1991-94, finishing his career with 150 tackles and three interceptions. He finished third on the team with 78 stops his senior year.

Lopez received his master's degree in Counseling and Education Psychology in 1999 and his bachelor's in Psychology in 1995, both from the University of Nevada.

Born on May 26, 1971. Grew up in Los Angeles, Lopez was a three-sport letterman in football, basketball and track at Serra High in Gardena, Calif.

LOPEZ'S COACHING CAREER

- 1995-96 University of Nevada
Graduate Assistant-Defensive Backs
- 1997-98 University of Nevada
Running Backs/Recruiting Coord.
- 1999-2001 Seattle Seahawks
Defensive Quality Control
- 2002- Seattle Seahawks
Defensive Assistant/Secondary

TOM LOVAT

ASST. HEAD COACH/OFFENSIVE LINE



SEAHAWKS
EXPERIENCE:
4TH YEAR
NFL
EXPERIENCE:
23RD YEAR

Named to his current position on January 14, 1999, Lovat enters his 23rd year as an NFL coach and 41st overall in 2002.

Lovat followed Mike Holmgren to Seattle from Green Bay, where he spent seven years as the Packers offensive line coach.

His 2001 road graders featured Pro Bowl selection Walter Jones and 2001 first-round draft pick and emerging star Steve Hutchinson. Along with Robbie Tobeck, Todd Weiner and Chris Gray, Jones and Hutchinson helped block for Shaun Alexander's 266-yard performance vs. Oakland, good for fourth-best in NFL history. Seattle's rush attack also ranked fifth in the AFC (9th NFL).

Lovat's 2000 offensive line helped block for Ricky Watters on his way to eclipsing the 10,000 yard rushing mark at Atlanta. They also did not allow a sack in back-to-back games (at Atlanta and at Denver) for the first time in 324 games.

His 1998 unit helped lead the way for an offense that ranked fifth in the league with a 352.3-yard average. His blockers protected Brett Favre allowing him to rank first in the NFL in passing yards with 4,212 and third in touchdown passes with 31.

Lovat's front line allowed Favre to lead the league in passing yards from 1993-98 with 20,273 (4,054 avg. per year) and in touchdown passes with 176 (35.2 avg. per year) earning the league's MVP in 1996 and '97. He did not miss a game behind Lovat's offensive line from 1992-98.

Lovat's 1997 front five established a club record for the fewest sacks allowed with 26 since the NFL adopted the 16-game schedule in 1978. That unit also guided the Packers to 1,909 rushing yards, the Packers highest total since 1985 producing Pro Bowler Dorsey

Levens who ran for 1,435, just 39 yards off of the team record.

Originally breaking in the NFL with the Packers in 1980 under Bart Starr, he moved to the St. Louis Cardinals (1981-84) as their offensive line coach. Was the assistant head coach-offense with the Indianapolis Colts (1985-88) before joining the Phoenix Cardinals (1990-91).

College coaching stops were Utah (1967, 1972-76), including the position of head coach for the Utes from 1974-76, Idaho State (1968-70), Stanford (1977-79) and Wyoming (1989).

First professional coaching job came as defensive coach with the Saskatchewan Roughriders (1971) of the Canadian Football League.

Born December 28, 1938, in Bingham Canyon, Utah, Lovat graduated from the University of Utah, where he earned three letters in football and baseball. Lovat also obtained his master's degree from Utah.

Attended Bingham High, in Bingham Canyon, Utah. Began his coaching career at Mt. Eden High in Hayward, Calif., and also coached at Jordan High in Sandy, Utah, and Hillcrest High in Midvale, Utah.

Tom and his wife, Lyn, have three grown children, a daughter, Johna Rae Griese, and two sons, Matthew and Mark, the assistant strength coach of the Green Bay Packers.

LOVAT'S COACHING CAREER

1967	University of Utah <i>Defensive Line</i>
1968-70	Idaho State <i>Defensive Secondary/Offensive Line</i>
1971	Saskatchewan Roughriders (CFL) <i>Defensive Coordinator</i>
1972-73	University of Utah <i>Defensive Line</i>
1974-76	University of Utah <i>Head Coach</i>
1977-79	Stanford University <i>Offensive Line</i>
1980	Green Bay Packers <i>Offensive Line</i>
1981-84	St. Louis Cardinals <i>Offensive Line</i>
1985-88	Indianapolis Colts <i>Assistant Head Coach/Offense</i>
1989	University of Wyoming <i>Offensive Line</i>
1990-91	Phoenix Cardinals

Offensive Line

1992-98 Green Bay Packers

Offensive Line

1999- Seattle Seahawks

Assistant Head Coach/Offensive Line

MARK MICHAELS ASSISTANT SPECIAL TEAMS



SEAHAWKS

EXPERIENCE:

2ND YEAR

NFL

EXPERIENCE:

4TH YEAR

Michaels joined the Seahawks February 8, 2001, as assistant special teams coach, replacing Johnny Holland who switched to coach linebackers in 2001.

Entering his fourth NFL season, Michaels was the Cleveland Browns quality control coach in 1999 before being promoted to special teams coach for the 2000 season.

Under his guidance, the Browns were second in the NFL in 2000 with four special teams takeaways and were one of five teams without a punt or placekick blocked. Rookie Dennis Northcutt placed 6th in the AFC (9th NFL) with a 10.7 yard punt return average.

Before joining the professional ranks, Michaels spent the previous five seasons coaching at the collegiate level. He coached linebackers and special teams for one season at Massachusetts in 1998, after serving in the same capacity for Brown University for four seasons. Helped coach the Minutemen to the 1998 1-AA National Championship.

Breaking into coaching at New Haven in 1987, he left in 1991 to become the head coach of the Helsinki (Finland) Roosters, guiding them to the Finnish National Championship, before coaching linebackers for the Utah Pioneers of the Professional Spring Football League in 1992-93.

A 1986 graduate of the University of Connecticut, Michaels was a two-time All-New England first-team pick and the Yankee Conference Co-Defensive Player of the Year in

1985. He holds UConn's career sack record with 27.

Michaels, 37, and his wife, Mary, have a daughter, Grace Elizabeth, and a son, Max.

MICHAELS' COACHING CAREER

- 1987-90 New Haven
Defensive Line/Linebackers
- 1991 Helsinki (Finland) Roosters
Head Coach
- 1992-93 Utah Pioneers (Pro Spring League)
Linebackers
- 1994-97 Brown University
Linebackers/Special Teams
- 1998 University of Massachusetts
Linebackers/Special Teams
- 1999 Cleveland Browns
Special Teams Quality Control
- 2000 Cleveland Browns
Special Teams Coordinator
- 2001- Seattle Seahawks
Assistant Special Teams

STUMP MITCHELL RUNNING BACKS



SEAHAWKS
EXPERIENCE:
4TH YEAR
NFL
EXPERIENCE:
4TH YEAR

Named to his current position on January 28, 1999, Stump Mitchell enters his fourth NFL season following three years as head coach at Morgan State University.

Mitchell joined the MSU staff in 1995 as offensive coordinator, earning a promotion to head coach the following year. In Mitchell's first two seasons the team compiled a 7-14 record, which was the best two-year mark in 16 years. Under Mitchell's tutelage, the Bears boasted a strong rushing attack, that averaged 148.9 yards per game in 1997.

Mitchell has coached a 1,000-yard rusher each season with Seattle (Ricky Watters-2, Shaun Alexander-1). The 2001 campaign saw Alexander rush for the third-most yards in the

AFC (6th NFL) with 1,318 and his 14 rushing touchdowns led the NFL, while helping Seattle to place fifth in the AFC (9th NFL) in rushing offense.

His running backs corp in 2000 saw Watters become the 13th player to eclipse the 10,000 rushing yards mark and the continued maturation of rookie Shaun Alexander. Alexander finished second on the team with 313 yards and a 4.9 yards per carry average -- second among rookies listed as the league's top rushers.

A ninth-round draft choice by the St. Louis Cardinals in 1981, Mitchell spent his entire nine-year career (1981-89) with the Cardinals, ranking as one of the team's all-time great running backs and kick returners. With a 5.6-yard rushing average as a rookie, Mitchell earned All-Rookie honors from Pro Football Weekly.

Mitchell still ranks as the Cardinals' all-time leader in combined yardage with 11,988 yards and ranks second with 4,649 yards rushing on 986 attempts and 32 touchdowns.

Throughout his career, Mitchell posted 14 100-yard games and finished with a 4.7-yard average, which ranks second in the team record book, as does his 156 career punt returns. His 177 kickoff returns for 4,007 yards are both Cardinals records.

In 1984, Mitchell earned All-NFC honors as a kickoff returner, by Pro Football Weekly.

On November 17, 1985, Mitchell had a single-game high with 179 yards against the Philadelphia Eagles, which ranks as the team's fifth highest single-game total.

Mitchell's coaching career began in the spring of 1991, when he served as an assistant coach on the NFL Europe League's San Antonio Rough Riders' staff. He then accepted a position as the head coach at Casa Grande High (1991-94) in Phoenix, Ariz., where he led the team to a playoff berth in his second year.

For his community service, he was honored with the Chuck Drulis Award in 1982 and the Byron "Whizzer" White Humanitarian Award in 1984.

Mitchell was born on March 15, 1959, in Kingsland, Ga.

MITCHELL'S COACHING CAREER

- 1991 San Antonio Rough Riders (NFL) *Running Backs*
- 1991-94 Casa Grande High (Phoenix, Ariz.) *Head Coach*
- 1995 Morgan State *Offensive Coordinator*

- 1996-98 Morgan State
Head Coach
 1999- Seattle Seahawks
Running Backs

ZERICK ROLLINS
DEFENSIVE LINE/QUALITY CONTROL



SEAHAWKS
 EXPERIENCE:
2ND YEAR
 NFL
 EXPERIENCE:
2ND YEAR

Rollins begins his second season with the Seahawks and first in the role of Defensive Line Quality Control, serving last season as Defensive Assistant.

His primary responsibilities include video study of opponents, self-scouting, playbook production and assisting the defensive line under coach Larry Brooks.

Served as a graduate assistant from 1998-2000 at his alma mater, Texas A&M, assisting the defensive line for the first two years and safeties in his final season.

Was a two-year starter at defensive end for the Aggies, where he helped lead A&M to its first Big 12 South Division crown in 1997. During that season, Rollins received the Academic Achievement Award, given to the student-athlete who "excelled in both academics and sports", as well as a Hitachi Post Graduate Scholarship for his studies.

Graduated with a degree in Economics and earned his Masters in Educational Administration.

Born June 20, 1975 in Houston, Texas, he attended the same high school (Kashmere High) as former Seahawks player, Jacob Green. Rollins and his wife, Chandra, have one daughter, Zeriah. Resides in Bothell.

**ROLLINS' COACHING
 CAREER**

- 2001 Seattle Seahawks
Defensive Assistant
 2002- Seattle Seahawks
Defensive Line/Quality Control

ROD SPRINGER
ASST. STRENGTH & CONDITIONING



SEAHAWKS
 EXPERIENCE:
4TH YEAR
 NFL
 EXPERIENCE:
4TH YEAR

Rod Springer enters his fourth year in the professional ranks after being named to his current position February 18, 1999.

Springer has been reunited with head strength and conditioning coach Kent Johnston for whom he served as a graduate assistant at the University of Alabama in 1985-86.

For 12 years, before joining the Seahawks, Springer has coached among the high school ranks in Texas as an assistant football coach and powerlifting coach at six different schools, most recently spending one year at Grandview High School.

First coaching job came in 1987 at Itasca High in Itasca, Texas. After changing schools three times, the fifth stop on his high school coaching tour was at Nixon-Smilely High in 1995 where he was an assistant football coach and head track and powerlifting coach. While at Nixon-Smilely, Springer consistently sent his powerlifters to regional qualifying.

A 1984 graduate of Tarrleton State in Stephenville, Texas, Springer earned a degree in Business Administration.

Born September 19, 1960, in Oklahoma City, he grew up in Waco, Texas. Rod and his wife, Sara, have two children--Hope and Blake.

**SPRINGER'S COACHING
 CAREER**

- 1999- Seattle Seahawks
Assistant Strength & Conditioning

JIM ZORN

QUARTERBACKS



**SEAHAWKS
EXPERIENCE:
3RD YEAR
NFL
EXPERIENCE:
6TH YEAR**

Named to his current position on February 16, 2001, Zorn returns to where his playing career, and professional coaching career, started.

Zorn joined the Seahawks as quarterbacks coach after serving in the same capacity with the Detroit Lions (1998-2000) where he was instrumental in the development of rookie quarterback Charlie Batch in 1998. Batch's 88.3 passer rating that season ranks as the fourth highest rookie mark in NFL history.

He broke into the league as an offensive assistant for the Seahawks in 1997.

Zorn's 2001 quarterback crop included Head Coach Mike Holmgren's hand-picked starter Matt Hasselbeck, Super Bowl XXXV quarterback Trent Dilfer and 2000 part-time starter Brock Huard. Zorn groomed Hasselbeck and helped the first-year starter to become the AFC's fifth-rated passer on third-down with a rating of 80.6.

Zorn spent eight seasons in the collegiate ranks before his pro debut. He spent two seasons (1995-96) as quarterbacks coach at the University of Minnesota after coordinating Utah State's offense from 1992-94. His first collegiate coaching job was as an offensive assistant/quarterbacks coach at Boise State from 1989-91.

His playing career began in Seattle's inaugural 1976 season, starting all 14 games at quarterback. He went on to play nine seasons for the Seahawks before finishing his career with the team in 1984. After departing Seattle, he finished his playing career with the Green Bay Packers (1985), the Canadian Football League's Winnipeg Blue Bombers (1986) and the Tampa Bay Buccaneers.

Zorn is one of only five players inducted to the Seahawks Ring of Honor. He was named

NFC Offensive Rookie of the Year (1976) and ranks second in the Seahawks record book behind Dave Krieg in yards (20,122), completions (1,593), attempts (2,992) and touchdowns (107). His three consecutive 3,000-yard seasons are tops in team history, and he is the only Seattle quarterback to record back-to-back 300-plus yard games--a feat he accomplished twice.

Zorn, and his wife, Joy, have four children, Rachel, Sarah, Danielle and Isaac.

ZORN'S COACHING CAREER

- 1998-91 Boise State
Offensive Assistant/Quarterbacks
- 1992-94 Utah State
Offensive Coordinator
- 1995-96 University of Minnesota
Quarterbacks
- 1997 Seattle Seahawks
Offensive Assistant
- 1998-00 Detroit Lions
Quarterbacks
- 2001- Seattle Seahawks
Quarterbacks



Zorn now coaches QBs after a 12-year career



2002 ALPHA ROSTER

No.	Name	Pos.	Ht.	Wt.	D.O.B.	Exp.	College	Hometown	Acquired
37	Alexander, Shaun	RB	5-11	229	8/30/1977	3	Alabama	Florence, Ky.	D1(a)-'00
47	Arnaud, Robert	RB	5-11	205	10/3/1976	1	Georgia	Marrow, Ga.	FA-'02
85	Bannister, Alex	WR	6-5	207	4/23/1979	2	Eastern Kentucky	Cincinnati, Ohio	D5-'01
55	Bell, Marcus	LB	6-1	245	5/19/1977	3	Arizona	St. Johns, Ariz.	D4(a)-'00
72	Bernard, Rocky	DE	6-3	293	4/19/1979	R	Texas A&M	Baytown, Texas	D5a-'02
28	Blackmon, Harold	CB	5-11	216	5/20/1978	2	Northwestern	Chicago, Ill.	D7(a)-'01
45	Bierria, Terrel	FS	6-3	211	10/10/1980	R	Georgia	Slidell, La.	D4-'02
83	Bowens, Fabien	WR	5-11	191	2/29/1972	8	Western Illinois	Aurora, Ill.	W(Chi)-'00
94	Brown, Chad	LB	6-2	245	7/12/1970	10	Colorado	Altadena, Calif.	UFA(Pit)-'97
60	Brown, Joe	DT	6-6	302	3/5/1977	2	Ohio State	Tucson, Ariz.	FA-'01
23	Charlton, Ike	CB	5-11	204	10/6/1977	3	Virginia Tech	Orlando, Fla.	D2-'00
43	Chenese, Kevin	FB	6-0	271	6/20/1976	1	Grand Valley State	Kankakee, Ill.	FA-'02
78	Cochran, Antonio	DT	6-4	292	6/21/1976	4	Georgia	Montezuma, Ga.	D4-'99
14	Cook, Kerwin	WR	6-1	185	12/21/1979	2	Tulane	Ferriday, La.	FA-'01
52	Darche, Jean-Philippe	LS	6-0	246	2/28/1975	3	McGill	Montreal, Quebec	FA-'00
19	Davis, Shockman	WR	6-0	208	8/20/1977	1	Angelo State	Port Arthur, Texas	FA-'02
4	Difler, Trent	QB	6-4	225	3/13/1972	9	Fresno State	Santa Cruz, Calif.	UFA(Balt)-'01
90	Eaton, Chad	DT	6-5	303	4/6/1972	7	Washington State	Puyallup, Wash.	UFA(NE)-'01
2	Elling, Aaron	P	6-1	207	5/31/1978	1	Wyoming	Laramie, Wyo.	FA-'02
84	Engram, Bobby	WR	5-10	188	1/7/1973	7	Penn State	Camden, S.C.	UFA(Chi)-'01
33	Evans, Doug	CB	6-1	188	5/13/1970	10	Louisiana Tech	Haynesville, La.	UFA(CAR)-'02
44	Evans, Heath	FB	6-0	252	12/30/1978	2	Auburn	W. Palm Beach, Fla.	D3-'01
10	Feagles, Jeff	P	6-1	211	3/7/1966	15	Miami	Phoenix, Ariz.	UFA(Arz)-'98
34	Forté, Shawn	S	6-1	206	1/20/1977	1	Maryland	Poughkeepsie, N.Y.	FA-'01
29	Fuller, Curtis	SS	5-10	191	7/25/1978	2	Texas Christian	N. Richland Hill, Tx.	D4(b)-'01
35	Graham, Jay	RB	6-0	225	7/14/1975	6	Tennessee	Concord, N.C.	FA-'01
6	Graham, Shayne	K	6-0	197	12/9/77	2	Virginia Tech	Dublin, Va.	FA-'02
30	Gray, Brian	SS	6-1	216	1/10/1976	1	Brigham Young	Hawthorne, Calif.	FA-'02
62	Gray, Chris	G/C	6-4	308	6/19/1970	10	Auburn	Birmingham, Ala.	UFA(Chi)-'98
79	Grimes, Reggie	DE	6-4	302	11/7/1976	1	Alabama	Nashville, Tenn.	FA-'02
48	Hannan, Ryan	TE	6-2	248	2/24/1980	R	Northern Iowa	St. Ansgar, Iowa	D5b-'02
63	Hargrove, Reggie	DE	6-2	280	8/28/1974	R	Louisville	Durham, N.C.	FA-'02
8	Hasselbeck, Matt	QB	6-4	223	9/25/1975	4	Boston College	Westwood, Mass.	T(GB)-'01
41	Heyward-Johnson, Keith	CB	5-11	185	2/2/1979	R	Oregon State	Woodland Hills, Calif.	FA-'02
74	Hill, Matt	T	6-6	304	11/10/1978	R	Boise State	Grangeville, Idaho	D5c-'02
95	Hilliard, John	DE	6-2	296	4/16/1976	3	Mississippi State	Houston, Texas	D6(c)-'00
18	Hodge, Damon	WR	6-1	208	2/16/1977	1	Alabama State	Thomaston, Ala.	FA-'02
57	Huff, Orlando	LB	6-2	250	8/14/1978	2	Fresno State	Upland, Calif.	D4(a)-'01
76	Hutchinson, Steve	G	6-5	313	11/1/1977	2	Michigan	Ft. Lauderdale, Fla.	D1(b)-'01
82	Jackson, Darrell	WR	6-0	201	12/6/1978	3	Florida	Dayton, Ohio	D3(a)-'00
11	Jarrett, Craig	P	6-2	215	7/17/1979	R	Michigan State	Martinsville, Ind.	D6-'02
7	Jones, Walter	T	6-5	308	1/19/1974	6	Florida State	Aliceville, Ala.	D1(b)-'97
58	Kacyvenski, Isaiah	LB	6-1	252	10/3/1977	3	Harvard	Endicott, N.Y.	D4(b)-'00
17	Kelly, Jeff	QB	6-1	212	9/7/1979	R	Southern Mississippi	Deerpark, Ala.	D7-'02
26	Kelly, Maurice	FS	6-2	212	10/9/1972	3	East Tennessee St.	Orangeburg, S.C.	FA-'00
92	King, Lamar	DE	6-3	311	8/10/1975	4	Saginaw Valley St.	Boston, Mass.	D1-'99
99	Kirkland, Levon	LB	6-1	275	2/17/1969	11	Clemson	Lamar, S.C.	UFA(Pit)-'01
5	Leaf, Ryan	QB	6-5	248	5/15/76	5	Washington State	Great Falls, Mont.	FA-'02
54	Lewis, D.D.	LB	6-1	241	1/8/1979	R	Texas	Houston, Texas	FA-'02
9	Lindell, Rian	K	6-3	237	1/20/1977	3	Washington State	Vancouver, Wash.	FA-'00
21	Lucas, Ken	CB	6-0	205	1/23/1979	2	Mississippi	Cleveland, Miss.	D2-'01
36	McDonald, Ramos	CB	6-0	196	4/30/1976	4	New Mexico	Dallas, Texas	FA-'02
13	McElrath, Nakoa	WR	6-2	195	4/18/79	R	Washington State	La Jolla, Calif.	W(Jac)-'02
75	McIntosh, Chris	T	6-6	308	4/20/1977	3	Wisconsin	Pewaukee, Wis.	D1(b)-'00
89	Mili, Inala	DE	6-4	260	4/20/1973	6	Brigham Young	Laie, Hawaii	D6-'97
53	Miller, Keith	LB	6-1	245	7/9/1976	1	California	San Diego, Calif.	FA-'02
22	Miranda, Paul	CB	5-10	185	5/2/1976	4	Central Florida	Thomasville, Ga.	FA-'00
97	Mitchell, Brandon	DT	6-3	290	6/19/1975	6	Texas A&M	Abbeville, La.	UFA(NE)-'02
20	Morris, Maurice	RB	5-11	202	12/1/1979	R	Oregon	Chester, S.C.	D2a-'02
16	Nelson, Corey	WR	6-1	193	10/9/1977	1	Boise State	Rohnert Park, Calif.	FA-'02
49	Neufeld, Ryan	TE	6-4	254	11/22/1975	1	UCLA	Morgan Hill, Calif.	FA-'02
40	Niklos, John	FB	6-2	233	6/19/1979	R	Western Illinois	Worthington, Ohio	FA-'02
68	Norman, Dennis	T	6-5	312	1/26/1980	1	Princeton	Marlton, N.J.	D7(b)-'01
91	Palepoi, Anton	DE	6-3	283	11/19/1978	R	UNLV	Salt Lake City, Utah	D2b-'02
65	Peko, Tupe	C/G	6-4	300	9/19/1978	1	Michigan State	Whittier, Calif.	FA-'01
15	Pendergrass, Jon	WR	6-0	205	10/7/1978	R	Southern Illinois	Springfield, Ill.	FA-'02
90	Perry, Mercedes	LB	6-5	246	7/2/79	R	North Carolina	Asheboro, N.C.	W(Jac)-'02
39	Phillips, Rodnick	RB	5-11	222	11/17/1977	1	Southern Methodist	Galveston, Texas	FA-'01
93	Randle, John	DT	6-1	287	12/12/1967	13	Texas A&M	Hearne, Texas	UFA(Min)-'01
66	Rawlings, Josh	G	6-4	315	4/11/1977	1	Minnesota	Fort Gratiot, Mich.	FA-'02
42	Richard, Kris	CB	5-11	190	10/28/1978	R	Southern California	Carson, Calif.	D3-'02
31	Robertson, Marcus	FS	5-11	206	10/2/1969	12	Iowa State	Pasadena, Calif.	UFA(Ten)-'01
81	Robinson, Koren	WR	6-1	205	3/19/1980	2	North Carolina State	Belmont, N.C.	D1(a)-'01
51	Simmons, Anthony	LB	6-0	242	6/20/1976	5	Clemson	Spartanburg, S.C.	D1-'98
64	Smith, Ron	DT	6-3	308	8/18/1978	R	Lane College	St. Louis, Mo.	FA-'02
24	Springs, Shawn	CB	6-0	204	3/11/1975	6	Ohio State	Silver Springs, Md.	D1a-'97
86	Stevens, Jerramy	TE	6-7	265	11/13/1979	R	Washington	Olympia, Wash.	D1-'02
87	Stewart, Russell	TE	6-4	249	9/25/1977	2	Stanford	Bellevue, Wash.	FA-'01
38	Strong, Mack	FB	6-0	245	9/11/1971	8	Georgia	Columbus, Ga.	FA-'93
59	Terry, Tim	LB	6-2	240	7/26/1974	4	Temple	Hempstead, N.Y.	FA-'00
67	Tharpe, Nigel	DT	6-4	291	3/24/1978	1	Iowa State	Detroit, Mich.	FA-'01
14	Tobeck, Robbie	C/G	6-4	297	3/6/1970	9	Washington State	Tarpon Springs, Fla.	UFA(Atl)-'00
25	Tongue, Reggie	SS	6-0	204	4/11/1973	7	Oregon State	Fairbanks, Ala.	UFA(KC)-'00
7	Van Dyke, Ryan	QB	6-5	226	2/13/1980	R	Michigan State	Marshall, Mich.	FA-'02
69	Wedderburn, Floyd	G	6-5	333	5/5/1976	4	Penn State	Upper Darby, Pa.	D5(a)-'99
88	Williams, James	WR	5-10	186	3/6/1978	3	Marshall	Vicksburg, Miss.	D6(a)-'00
27	Williams, Willie	CB	5-9	182	12/26/1970	10	Western Carolina	Columbia, S.C.	UFA(Pit)-'97
77	Womack, Floyd	T	6-4	333	11/15/1978	2	Mississippi State	Cleveland, Miss.	D4(c)-'01
98	Woodard, Cedric	DT	6-2	320	9/5/1977	3	Texas	Sweeny, Texas	W(Balt)-'00
70	Wright, Damion	G	6-3	323	2/13/1979	R	Weber State	Aurora, Colo.	FA-'02

2002 NUMERICAL ROSTER

No.	Name	Pos.	Ht.	Wt.	Age	Exp.	College	Hometown	How Acq.
2	Aaron Elling	P	6-1	207	23	1	Wyoming	Laramie, Wyo.	FA-'02
4	Trent Duffer	QB	6-4	225	30	9	Fresno State	Santa Cruz, Calif.	FA-'01
5	Ryan Leaf	QB	6-5	248	26	5	Washington State	Great Falls, Mont.	FA-'02
6	Shayne Graham	K	6-0	197	24	2	Virginia Tech	Dublin, Va.	FA-'02
7	Ryan Van Dyke	QB	6-5	226	22	R	Michigan State	Marshall, Mich.	FA-'02
8	Matt Hasselbeck	QB	6-4	223	26	4	Boston College	Westwood, Mass.	T (GB)-'01
9	Rian Lindell	K	6-3	237	25	3	Washington State	Vancouver, Wash.	FA-'00
10	Jeff Feagles	P	6-1	211	36	15	Miami	Phoenix, Ariz.	UFA(Arz)-'98
11	Craig Jarrett	P	6-2	215	22	R	Michigan State	Martinsville, Ind.	D6-'02
13	Nakoa McElrath	WR	6-2	195	23	R	Washington State	La Jolla, Calif.	W(Jac)-'02
14	Kerwin Cook	WR	6-1	185	23	2	Tulane	Ferriday, La.	FA-'01
15	Jon Pendergrass	WR	6-0	205	23	1	Southern Illinois	Springfield, Ill.	FA-'02
16	Corey Nelson	WR	6-1	193	24	1	Boise State	Rohrert Park, Calif.	FA-'02
17	Jeff Kelly	QB	6-1	212	22	R	Southern Mississippi	Deerpark, Ala.	D7-'02
18	Damon Hodge	WR	6-1	208	25	1	Alabama State	Thomaston, Ala.	FA-'02
19	Shockman Davis	WR	6-0	208	24	1	Angelo State	Port Arthur, Texas	FA-'02
20	Maurice Morris	RB	5-11	202	22	R	Oregon	Chester, S.C.	D2(a)-'02
21	Ken Lucas	CB	6-0	205	23	2	Mississippi	Cleveland, Miss.	D2-'01
22	Paul Miranda	CB	5-10	185	25	4	Central Florida	Thomasville, Ga.	FA-'00
23	Ike Charlton	CB	5-11	204	24	3	Virginia Tech	Orlando, Fla.	D2-'00
24	Shawn Springs	CB	6-0	204	27	6	Ohio State	Silver Springs, Md.	D1a-'97
25	Reggie Tongue	SS	6-0	204	28	7	Oregon State	Fairbanks, Ala.	UFA (KC)-'00
26	Maurice Kelly	FS	6-2	212	30	3	East Tennessee State	Orangeburg, S.C.	FA-'00
27	Willie Williams	CB	5-9	182	31	10	Western Carolina	Columbia, S.C.	UFA(Pit)-'97
28	Harold Blackmon	CB	5-11	216	23	2	Northwestern	Chicago, Ill.	D7(a)-'01
29	Curtis Fuller	SS	5-10	191	23	2	Texas Christian	N. Richland Hills, Tx.	D4(b)-'01
30	Brian Gray	SS	6-1	216	26	1	Brigham Young	Hawthorne, Calif.	FA-'02
31	Marcus Robertson	FS	5-11	206	32	12	Iowa State	Pasadena, Calif.	UFA (Ten)-'01
33	Doug Evans	CB	6-1	188	31	10	Louisiana Tech	Haynesville, La.	UFA (Car)-'02
34	Shawn Forte	S	6-1	206	25	1	Maryland	Poughkeepsie, N.Y.	FA-'01
35	Jay Graham	RB	6-0	225	26	6	Tennessee	Concord, N.C.	FA-'01
36	Ramos McDonald	CB	6-0	196	26	4	New Mexico	Dallas, Texas	FA-'02
37	Shaun Alexander	RB	5-11	229	24	3	Alabama	Florence, Ky.	D1(a)-'00
38	Mack Strong	FB	6-0	245	30	8	Georgia	Columbus, Ga.	FA-'93
39	Rodnick Phillips	RB	5-11	222	24	1	Southern Methodist	Galveston, Texas	FA-'01
40	John Niklos	FB	6-2	233	22	R	Western Illinois	Woodhull, Ohio	FA-'02
41	Keith Heyward-Johnson	CB	5-11	185	23	R	Oregon State	Worthington Hills, Calif.	FA-'02
42	Kris Richard	CB	5-11	190	23	R	Southern California	Carson, Calif.	D3-'02
43	Kevin Clemens	FB	6-0	271	25	1	Grand Valley State	Kankakee, Ill.	FA-'02
44	Heath Evans	FB	6-0	252	23	2	Auburn	W. Palm Beach, Fla.	D3-'01
45	Terreal Bierria	FS	6-3	211	21	R	Georgia	Slidell, La.	D4-'02
47	Robert Arnaud	RB	5-11	205	25	1	Georgia	Morrow, Ga.	FA-'02
48	Ryan Hannam	TE	6-2	248	22	R	Northern Iowa	St. Ansgar, Iowa	D5(b)-'02
49	Ryan Neufeld	TE	6-4	254	26	2	UCLA	Morgan Hill, Calif.	FA-'02
50	Merceda Perry	LB	6-5	246	22	R	North Carolina	Asheboro, N.C.	W(Jac)-'02
51	Anthony Simmons	LB	6-0	242	25	5	Clemson	Spartanburg, S.C.	D1-'98
52	Jean-Philippe Darche	LS	6-0	246	27	3	McGill	Montreal, Quebec	FA-'00
53	Keith Miller	LB	6-1	245	25	1	California	San Diego, Calif.	FA-'02
54	D.D. Lewis	LB	6-1	241	23	R	Texas	Houston, Texas	FA-'02
55	Marcus Bell	LB	6-1	245	24	3	Arizona	St. Johns, Ariz.	D4(a)-'00
57	Orlando Huff	LB	6-2	250	23	2	Fresno State	Upland, Calif.	D4(a)-'01
58	Isaiah Kacyvenski	LB	6-1	252	24	3	Harvard	Endicott, N.Y.	D4(b)-'00
59	Tim Terry	LB	6-2	240	27	4	Temple	Hempstead, N.Y.	FA-'00
60	Joe Brown	DT	6-6	302	25	2	Ohio State	Tucson, Ariz.	UFA (At)-'00
61	Robbie Tobeck	C/G	6-4	297	32	9	Washington State	Tarpon Springs, Fla.	UFA (Atl)-'00
62	Chris Gray	G/C	6-3	308	31	10	Auburn	Birmingham, Ala.	UFA(Chi)-'98
63	Reggie Hargrove	DE	6-2	280	27	R	Louisville	Durham, N.C.	FA-'02
64	Ron Smith	DT	6-3	308	23	R	Lane College	St. Louis, Mo.	FA-'02
65	Tupe Peko	G/C	6-4	300	23	1	Michigan State	Whittier, Calif.	FA-'01
66	Josh Rawlings	G	6-4	315	24	1	Minnesota	Fort Gratiot, Mich.	FA-'02
67	Nigel Tharpe	DT	6-4	291	24	1	Iowa State	Detroit, Mich.	FA-'01
68	Dennis Norman	T	6-5	312	22	1	Princeton	Marlton, N.J.	D7(b)-'01
69	Floyd Wedderburn	G	6-5	333	25	4	Penn State	Upper Darby, Pa.	D5(a)-'99
70	Damion Wright	G	6-3	323	23	R	Weber State	Aurora, Colo.	FA-'02
71	Walter Jones	T	6-5	308	28	6	Florida State	Aliceville, Ala.	D1b-'97
72	Rocky Bernard	DE	6-3	293	23	R	Texas A&M	Baytown, Texas	D5(a)-'02
74	Matt Hill	T	6-6	304	23	R	Boise State	Grangeville, Idaho	D5(c) '02
75	Chris McIntosh	T	6-6	308	25	3	Wisconsin	Pewaukee, Wis.	D1(b)-'00
76	Steve Hutchinson	G	6-5	313	24	2	Michigan	Ft. Lauderdale, Fla.	D1(b)-'01
77	Floyd Womack	T	6-4	333	23	2	Mississippi State	Cleveland, Miss.	D4(c) -'01
78	Antonio Cochran	DT	6-4	292	25	4	Georgia	Montezuma, Ga.	D4-'99
79	Reggie Grimes	DE	6-4	302	25	1	Alabama	Nashville, Tenn.	FA-'02
81	Koren Robinson	WR	6-1	205	22	2	North Carolina State	Belmont, N.C.	D1(a)-'01
82	Darrell Jackson	WR	6-0	201	23	3	Florida	Dayton, Ohio	D3(a)-'00
83	Fabien Bowens	WR	5-11	191	30	8	Western Illinois	Aurora, Ill.	W(Chi)-'99
84	Bobby Engram	WR	5-10	188	29	7	Penn State	Camden, S.C.	UFA(Chi)-'01
85	Alex Bannister	WR	6-5	207	22	2	Eastern Kentucky	Cincinnati, Ohio	D5-'01
86	Jerramy Stevens	TE	6-7	265	22	R	Washington	Olympia, Wash.	D1-'02
87	Russell Stewart	TE	6-4	249	24	2	Stanford	Bellevue, Wash.	FA-'01
88	James Williams	WR	5-10	186	24	3	Marshall	Vicksburg, Miss.	D6(a)-'00
89	Itula Mili	TE	6-4	260	28	6	Brigham Young	Laie, Hawaii	D6-'97
90	Chad Eaton	DT	6-5	303	30	7	Washington State	Puyallup, Wash.	UFA (NE)-'01
91	Anton Palepoi	DE	6-3	283	23	R	UNLV	Salt Lake City, Utah	D2(b)-'02
92	Lamar King	DE	6-3	311	26	4	Saginaw Valley State	Boston, Mass.	D1-'99
93	John Randle	DT	6-1	287	34	13	Texas A&I	Hearne, Texas	UFA (Min)-'01
94	Chad Brown	LB	6-2	245	31	10	Colorado	Altadena, Calif.	UFA(Pit)-'97
95	John Hilliard	DE	6-2	296	25	3	Mississippi State	Houston, Texas	D6(c)-'00
97	Brandon Mitchell	DT	6-3	290	26	6	Texas A&M	Abbeville, La.	UFA (NE)-'02
98	Cedric Woodard	DT	6-2	320	24	3	Texas	Sweeny, Texas	W(Balt)-'00
99	Levon Kirkland	LB	6-1	275	33	11	Clemson	Lamar, S.C.	UFA (Pit)-'01

HOW BUILT

YEAR 2002

BY DRAFT
 TE Jerramy Stevens (1)
 RB Maurice Morris (2a)
 DE Anton Palepoi (2b)
 CB Kris Richard (3)
 FS Terreal Bierria (4)
 DE Rocky Bernard (5a)
 TE Ryan Hannam (5b)
 T Matt Hill (5c)
 P Craig Jarrett (6)
 QB Jeff Kelly (7)

BY TRADE/ WAIVERS

FREE AGENTS

RB Robert Arnaud
 FB Kevin Clemens
 WR Shockmain Davis
 P Aaron Elling
 CB Doug Evans
 S Shawn Forte
 S Brian Gray
 DE Reggie Grimes
 DE Reggie Hargrove
 CB Keith Heyward-Johnson
 WR Damon Hodge
 LB D.D. Lewis
 CB Ramos McDonald
 LB Keith Miller
 DE Brandon Mitchell
 WR Corey Nelson
 TE Ryan Neufeld
 FB John Niklos
 WR Jon Pendergrass
 G Josh Rawlings
 DT Ron Smith
 DT Nigel Tharpe
 QB Ryan Van Dyke
 G Damon Wright

2001

WR Koren Robinson (1a)
 G Steve Hutchinson (1b)
 CB Ken Lucas (2)
 FB Heath Evans (3)
 LB Orlando Huff (4a)
 FS Curtis Fuller (4b)
 T Floyd Womack (4c)
 WR Alex Bannister (5)
 FS Harold Blackmon (7a)
 T Dennis Norman (7b)

QB Matt Hasselbeck (T)

DT Joe Brown
 WR Kerwin Cook
 QB Trent Dilfer
 DT Chad Eaton
 WR Bobby Engram
 RB Jay Graham
 LB Levon Kirkland
 DT Tupe Peko
 RB Rodnick Phillips
 DT John Randle
 FS Marcus Robertson
 TE Russell Stewart

2000

RB Shaun Alexander (1a)
 T Chris McIntosh (1b)
 CB Ike Charlton (2)
 WR Darrell Jackson (3)
 LB Marcus Bell (4a)
 LB Isaiah Kacyvenski (4b)
 WR James Williams (6a)
 DT John Hilliard (6c)

DT Cedric Woodard (W)

LS Jean-Philippe Darche
 S Maurice Kelly
 K Rian Lindell
 CB Paul Miranda
 LB Tim Terry
 C/G Robbie Tobeck
 S Reggie Tongue

1999

DE Lamar King (1)
 DE Antonio Cochran (4)
 T Floyd Wedderburn (5)

WR Fabien Bowens (W)

1998

LB Anthony Simmons (1)

P Jeff Feagles
 G Chris Gray

1997

CB Shawn Springs (1a)
 T Walter Jones (1b)
 TE Itula Mili (6)

LB Chad Brown
 CB Willie Williams

1993

FB Mack Strong

PRONUNCIATIONS

Robert Arnaud
 Terreal Bierria
 Fabien Bowens
 Antonio Cochran
 Jean-Philippe Darche
 Shawn Forte
 Ryan Hannam
 Isaiah Kacyvenski
 Rian Lindell

Are-KNOW
 Tuh-RELL Bec-AIR-uh
BONES
COCK-run
 Zhon Phil-EEP Darsh
FOUR-tay
HAN-um
 kaz-uh-VIN-ski
 Lin-DELL

Itula Mili
 Ryan Neufeld
 Anton Palepoi
 Tupe Peko
 Kris Richard
 Nigel Tharpe
 Robbie Tobeck
 Floyd Wedderburn

ec-TOO-la MEE-lee
NEW-feld
PAL-a-poy
TOO-pay PEE-ko
 Ri-SHARD
 NI-gel
 TOE-beck
WED-DER-burn

VETERANS



VETERANS

Shaun ALEXANDER



RUNNING BACK

5-11 229

ALABAMA

3RD NFL SEASON

3RD SEAHAWKS SEASON

1ST ROUND (A) 2000

2001 GAMES/STARTS: 16/12

CAREER GAMES/STARTS: 32/13

AUGUST 30, 1977 (FLORENCE, KY.)

37

2001: Despite only starting 12 games, rushed for 1,318 yards on 309 attempts, the fifth-highest rushing total in team history while becoming just the fourth back to eclipse the 1000-yard mark joining Curt Warner, Chris Warren and Ricky Watters. Played in all 16 games, and earned the starting role after Ricky Watters injured his shoulder at Oakland (9/30) that snapped a streak of 116 consecutive starts. Watters returned to the starting lineup versus Dallas (12/9), but suffered a broken ankle and was placed on injured reserve and Alexander started the three remaining games. Rushing total was the third-highest in the AFC (6th NFL) while his 4.3-yards per rush ranked third in the AFC (4th NFL) among backs with at least 300 carries. Led the NFL with 14 rushing touchdowns, just one shy of Chris Warren's 1995 team record. Led the AFC and was tied for second in the NFL in non-kicker scoring with 96 points (Faulk 128/Owens 96) on 16 total touchdowns (14 rush/2 receiving). Marked the first time that a Seahawks player led the AFC in non-kicker scoring and rushing touchdowns since 1978, when David Sims led the entire league with 90 points and 14 touchdowns. Sixteen combined touchdowns tied a team record established by Chris Warren in 1995, and became the first Seahawks player to lead the conference in total touchdowns since Derrick Fenner scored 15 in 1990. Ranked third in the AFC (6th NFL) with 1,661 total yards from scrimmage, and ranked sixth in the AFC with 76 first downs. Finished second on the team with 44 receptions for 343 yards and two touchdowns. Earned second AFC Offensive Player of the Week award after one of the best games in NFL history versus the Oakland Raiders (11/11), rushing for a franchise record 266 yards on 35 carries - second-most in team history - with three touchdowns. Performance was the fourth highest total in NFL history and best since Corey Dillon set the rushing standard in 2000 with 278 yards which broke Walter Payton's 23-year record of 275. O.J. Simpson recorded

273 in 1976. Three touchdowns were the most in one game since Chris Warren rushed for three versus Denver on October 1, 1995. Had an 88-yard touchdown run which ranks as the longest offensive touchdown from scrimmage in team annals. First start of the season came versus Jacksonville (10/7) and rushed 31 times for 176 yards and two touchdowns while earning his first AFC Offensive Player of the Week award. Total is the sixth-highest on the team's rushing charts. Rushed for 142 yards the following week versus Denver (10/14) on 33 carries and had two touchdowns, including a 60-yard scoring run. Versus Miami (10/28), carried 23 times for 87 yards. Although he only totaled 60 yards on 13 carries at Washington (11/4), had a 41-yard touchdown run. Registered 93 yards and a touchdown on 25 carries at Buffalo (11/18). Had 87 yards on 29 carries in overtime victory versus San Diego (12/2), including six carries for 29 yards in overtime which led to the game-winning field goal. Split time with Watters at Denver (12/9) and replaced him after Watters (ankle) got the start versus Dallas (12/16). At New York versus the Giants (12/23), rushed for 96 yards and a touchdown (from 29 yards out) on 28 carries and had one receiving touchdown for his fourth multi-touchdown game of the season. Rushed for 127 yards, including a 44-yard touchdown, on just 20 carries in the season finale versus Kansas City (1/6/02).

2001 COMMUNITY HIGHLIGHTS

Appeared at more than 50 different events during the 2001 calendar year, a number of them in support of the Shaun Alexander Family Foundation. Community involvement ranges from events in Alabama, through North Carolina, Tennessee and Kentucky all the way to his new home in Seattle. Visited more than 15 cities in Alabama speaking to schools and church youth groups before serving as a Co-Ed Leadership FCA Camp Counselor for an entire week in Tennessee. His deep-rooted community efforts are catching up with him

in the Northwest as well, visiting Lewis & Clark Middle School in Yakima and attending the Communities in School First & Goal Lucheon.


PRO: Of the five running backs selected in the first-round of the 2000 NFL Draft, none have more than Alexander's 1,631 yards over the last two seasons. In 13 career starts, averages 122.8 total yards from scrimmage (102.9 rush/19.9 receiving). Drafted with the 19th pick in the first round of the 2000 NFL draft. Alexander became the third running back to be taken in the first round by the Seahawks, following Curt Warner in 1983 and John L. Williams in 1986. The 35th running back drafted by the Seahawks. **2000:** Saw action in all 16 games and started one in a reserve role during his rookie season. Served as Seattle's short-yardage back on third and fourth downs. Finished the season second on the team, behind Ricky Watters, rushing 64 times for 313 yards. His 4.9-yard average ranked second among rookie running backs. Average also ranks second among all-time Seahawks rookies (at least 50 attempts) behind Rick Mirer. Mirer had a 5.0 average on 68 carries for 343 yards in 1993. Alexander earned his first career start in a split backfield with Watters at Kansas City (10/2) and turned in his finest performance of the season. He rushed for season highs with 11 carries and 74 yards, which included 55 yards on six carries on a touchdown drive just before halftime to give Seattle a 14-7 lead, a drive he capped with his first career touchdown run from 7 yards out. In the second meeting versus the Chiefs (10/29), he only carried the ball four times, but rolled off 53 yards, which included a career-long 50-yard burst on fourth-and-1. Rushed for his second touchdown of the season on a 4-yard run versus Oakland (12/16).

COLLEGE: Alabama's all-time rushing leader, with 3,565 yards (4.9 avg) in four seasons. Broke Bobby Humphrey's school mark of 3,420 yards established from 1985-88. Also set school records with 727 rushing attempts, 15 100-yard games, 41 rushing touchdowns and 50 total touchdowns. Overall, he left the Crimson Tide holding 15 school

records and three Southeastern Conference marks. Named first-team All-SEC after rushing for 1,383 yards on 302 attempts and 19 touchdowns as a senior. Averaged 125.73 yards per game. SEC Offensive Player of the Year as voted on by the coaches and was a finalist for the Doak Walker Award. Had two kickoff returns for 90 yards, including a touchdown. His 19 touchdowns established a conference record. Reached 1,000 yards on the ground in the seventh game, the fastest of any 'Bama player. Finished college career with 161 yards on 25 carries with three touchdowns versus Michigan in the Orange Bowl. As a junior, earned All-SEC selection after rushing for 1,178 yards on 258 carries with 13 touchdowns. Averaged 107.09 yards in 11 games. Picked up 206 yards on 20 rushing attempts and three scores versus Vanderbilt. Played in nine games as a reserve during sophomore season. Rushed for 415 yards on 90 carries (4.6) and three touchdowns. Played in 11 games and gained 589 yards on 77 carries (7.6) and six touchdowns as a freshman.

PERSONAL: Gatorade Circle of Champions Kentucky Player of the Year, *Parade* and *USA Today* All-American at Boone County (Ky.) High. Ranks fifth on the prep national career-record list with 110 touchdowns and ninth with 6,657 yards. Rushed for 3,166 yards and 54 touchdowns as a prep senior. Earned a degree in Marketing in 1999 and is pursuing a second undergraduate degree in Advertising. Academic All-SEC as a senior. Brother, Duran, played drums in the University of Notre Dame Marching Band. Born August 30, 1977, in

Florence, Ky. Married his wife, Valerie, on May 18, 2002.



ALEXANDER'S NFL RECORD

Club	G/S	Rushing					Receiving				
		Att	Yds	Avg	LG	TD	No	Yds	Avg	LG	TD
2000 Seattle	16/1	64	313	4.9	50	2	5	41	8.2	18	0
2001 Seattle	16/12	309	1,318	4.3	88t	14	44	343	7.8	28t	2
NFL TOTALS	32/13	373	1,631	4.4	88t	16	49	384	7.8	28t	2

SINGLE GAME HIGHS

Rushes: 35, vs. Oakland (11/11/01)

Yards: 266, vs. Oakland (11/11/01)

Longest, no TD: 50, vs. Kansas City (10/29/00)

Longest, TD: 88, vs. Oakland (11/11/01)

TDs: 3, vs. Oakland (11/11/01)

Receptions: 7, at Oakland (9/30/01)

Yards: 66, at Oakland (9/30/01)

Longest, no TD: 25, at Oakland (9/30/01)

Longest, TD: 28, at Kansas City (11/25/01)

TDs: 1, 2 Times, Last at NY Giants (12/28/01)

ALEXANDER'S GAME-BY-GAME

2000	Opponent	Rushing					Receiving					Total	W/L
		Att	Yds	Avg	LG	TD	Rec	Yds	Avg	LG	TD		
09/06	at Miami	2	5	2.5	5	0	0	0	0.0	0	0	5	L
09/10	St. Louis	3	18	6.0	10	0	0	0	0.0	0	0	18	L
09/17	New Orleans	5	19	3.8	9	0	2	21	10.5	18	0	40	W
09/24	at San Diego	3	19	6.3	9	0	0	0	0.0	0	0	19	W
10/02	at Kansas City	11	74	6.7	17	1	2	13	6.5	11	0	87	L
10/08	at Carolina	1	0	0.0	0	0	0	0	0.0	0	0	0	L
10/15	Indianapolis	5	20	4.0	7	0	0	0	0.0	0	0	20	L
10/22	at Oakland	9	29	3.2	12	0	0	0	0.0	0	0	29	L
10/29	Kansas City	4	53	13.3	50	0	1	7	7.0	7	0	60	L
11/05	San Diego	4	-5	-1.3	2	0	0	0	0.0	0	0	-5	W
11/12	at Jacksonville	3	13	4.3	6	0	0	0	0.0	0	0	13	W
11/19	Bye Week												
11/26	Denver	3	1	0.3	1	0	0	0	0.0	0	0	1	L
12/03	at Atlanta	3	5	1.7	2	0	0	0	0.0	0	0	5	W
12/10	at Denver	1	16	16.0	16	0	0	0	0.0	0	0	16	L
12/16	Oakland	2	4	2.0	4	1	0	0	0.0	0	0	4	W
12/23	Buffalo	5	42	8.4	17	0	0	0	0.0	0	0	42	L
Regular Season Totals (16/1)		64	313	4.9	50	2	5	41	8.2	18	0	354	6-10

2001	Opponent	Rushing					Receiving					Total	W/L
		Att	Yds	Avg	LG	TD	Rec	Yds	Avg	LG	TD		
09/09	at Cleveland	4	3	0.8	8	0	0	0	0.0	0	0	3	W
09/23	Philadelphia	3	6	2.0	4	0	0	0	0.0	0	0	6	L
09/30	at Oakland	10	18	1.8	5	1	7	66	9.4	25	0	84	L
10/07	Jacksonville	31	176	5.7	23	2	2	15	7.5	15	0	191	W
10/14	Denver	33	142	4.3	60t	2	2	24	12.0	19	0	166	W
10/21	Bye Week												
10/28	Miami	23	87	3.8	11	0	1	9	9.0	9	0	96	L
11/04	at Washington	13	60	4.6	41t	1	4	42	10.5	18	0	102	L
11/11	Oakland	35	266	7.6	88t	3	1	7	7.0	7	0	273	W
11/18	at Buffalo	25	93	3.7	21	1	4	15	3.8	12	0	108	W
11/25	at Kansas City	13	43	3.3	15	0	6	62	10.3	28t	1	105	L
12/02	San Diego	29	87	3.0	12	1	4	14	3.5	6	0	101	W
12/09	at Denver	12	28	2.3	10	0	2	4	2.0	3	0	32	L
12/16	Dallas	7	27	3.9	9	1	0	0	0.0	0	0	27	W
12/23	at New York Giants	28	96	3.4	29t	1	3	36	12.0	16t	1	132	L
12/30	at San Diego	23	59	2.6	8	0	2	18	9.0	17	0	77	W
01/06/02	Kansas City	20	127	6.4	44t	1	6	31	5.2	17	0	158	W
Regular Season Totals (16/12)		309	1,318	4.3	88t	14	44	343	7.8	28t	2	1,661	9-7

TOP ALL-TIME NFL RUSHING PERFORMANCES

Player	Team	Opponent	Date	Att	Avg	Lg	TD	
278	Corey Dillon	Cincinnati	Denver	10/22/00	22	12.6	65	2
275	Walter Payton	Chicago	Minnesota	11/20/77	40	6.9	58	1
273	O.J. Simpson	Buffalo	Detroit	11/25/76	29	9.4	48t	2
266	Shaun Alexander	Seattle	Oakland	11/11/01	35	7.6	88t	3
250	O.J. Simpson	Buffalo	New England	9/16/73	29	8.6	80t	2

ALEXANDER VS. THE NFL

	Rushing						Receiving					Record			
	G	Att	Yds	Avg	LG	TD	100	Rec	Yds	Avg	LG	TD	W	L	T
Arizona	0	0	0	0.0	0	0	0	0	0	0.0	0	0	0	0	0
Atlanta	1	3	5	1.7	2	0	0	0	0	0.0	0	0	1	0	0
Baltimore	0	0	0	0.0	0	0	0	0	0	0.0	0	0	0	0	0
Buffalo	2	30	135	4.5	21	1	0	4	15	3.8	12	0	1	1	0
Carolina	1	1	0	0.0	0	0	0	0	0	0.0	0	0	0	1	0
Chicago	0	0	0	0.0	0	0	0	0	0	0.0	0	0	0	0	0
Cincinnati	0	0	0	0.0	0	0	0	0	0	0.0	0	0	0	0	0
Cleveland	1	4	3	0.8	8	0	0	0	0	0.0	0	0	1	0	0
Dallas	1	7	27	3.9	9	1	0	0	0	0.0	0	0	1	0	0
Denver	4	49	187	3.8	60t	2	1	4	28	7.0	19	0	1	3	0
Detroit	0	0	0	0.0	0	0	0	0	0	0	0	0	0	0	0
Green Bay	0	0	0	0.0	0	0	0	0	0	0.0	0	0	0	0	0
Indianapolis	1	5	20	4.0	7	0	0	0	0	0.0	0	0	0	1	0
Jacksonville	2	34	189	5.6	23	2	1	2	15	7.5	15	0	2	0	0
Kansas City	4	48	297	6.2	50	2	1	15	113	7.5	28t	1	1	3	0
Miami	2	25	92	3.7	11	0	0	1	9	9.0	9	0	0	2	0
Minnesota	0	0	0	0.0	0	0	0	0	0	0.0	0	0	0	0	0
New England	0	0	0	0.0	0	0	0	0	0	0.0	0	0	0	0	0
New Orleans	1	5	19	3.8	9	0	0	2	21	10.5	18	0	1	0	0
N.Y. Giants	1	28	96	3.4	29t	1	0	3	36	12.0	16t	1	0	1	0
N.Y. Jets	0	0	0	0.0	0	0	0	0	0	0.0	0	0	0	0	0
Oakland	4	56	317	5.7	88t	3	1	8	73	9.1	25	0	2	2	0
Philadelphia	1	3	6	2.0	4	0	0	0	0	0.0	0	0	0	1	0
Pittsburgh	0	0	0	0.0	0	0	0	0	0	0.0	0	0	0	0	0
St. Louis	1	3	18	6.0	10	0	0	0	0	0.0	0	0	0	1	0
San Diego	4	59	160	2.7	12	1	0	6	32	5.3	17	0	4	0	0
San Francisco	0	0	0	0.0	0	0	0	0	0	0.0	0	0	0	0	0
Seattle	0	0	0	0.0	0	0	0	0	0	0.0	0	0	0	0	0
Tampa Bay	0	0	0	0.0	0	0	0	0	0	0.0	0	0	0	0	0
Tennessee	0	0	0	0.0	0	0	0	0	0	0.0	0	0	0	0	0
Washington	1	13	60	4.6	41t	1	0	4	42	10.5	18	0	0	1	0
TOTALS	32	373	1,631	4.4	88t	16	4	44	343	7.8	28t	2	15	17	0
Regular Season	32	373	1,631	4.4	88t	16	4	44	343	7.8	28t	2	15	17	0
Postseason	0	0	0	0.0	0	0	0	0	0	0.0	0	0	0	0	0

NFL'S TOP SCORERS IN 2001

	Player	Team	Conference	TD	Rush	Rec	Ret	x2
128	Marshall Faulk	St. Louis	NFC	21	12	9	0	1
96	<i>Shaun Alexander</i>	<i>Seattle</i>	<i>AFC</i>	<i>16</i>	<i>14</i>	<i>2</i>	<i>0</i>	<i>0</i>
96	Terrell Owens	San Francisco	NFC	16	0	16	0	0
90	Marvin Harrison	Indianapolis	AFC	15	0	15	0	0
78	Corey Dillon	Cincinnati	AFC	13	10	3	0	0
78	Antowain Smith	New England	AFC	13	12	1	0	0

TOP AFC RUSHING PERFORMANCES IN 2001

	Player	Team	Opponent	Date	Att.	Avg.	Lg.	TD
266	<i>Shaun Alexander</i>	<i>Seattle</i>	<i>Oakland</i>	<i>11/11/01</i>	<i>35</i>	<i>7.6</i>	<i>88t</i>	<i>3</i>
184	Corey Dillon	Cincinnati	Detroit	10/28/01	27	6.8	96t	2
181	Priest Holmes	Kansas City	San Diego	11/04/01	30	6.0	26	1
177	Dominic Rhodes	Indianapolis	Atlanta	12/16/01	29	6.1	35	2
176	<i>Shaun Alexander</i>	<i>Seattle</i>	<i>Jacksonville</i>	<i>10/07/01</i>	<i>31</i>	<i>5.7</i>	<i>23</i>	<i>2</i>

Alex BANNISTER



WIDE RECEIVER

6-5 207

EASTERN KENTUCKY

2ND NFL SEASON

2ND SEAHAWKS SEASON

5TH ROUND 2001

2001 GAMES/STARTS: 16/0

CAREER GAMES/STARTS: 16/0

APRIL 23, 1979 (CINCINNATI, OHIO)

85

2001: Saw action in all 16 games as a rookie including 13 at receiver. A consistent performer on special teams, finished fourth on the team in that category with 11 tackles. Caught four passes on the season for 50 yards. Versus Denver (10/14), blocked a Tom Rouen punt and returned it 9 yards for a touchdown. The blocked punt and score was the first for the Seahawks since Eugene Robinson returned one 8 yards versus Green Bay (11/15/87), a span of 218 games. Also recorded his first career reception, a 4-yarder, versus Denver. Recovered a fumble on special teams the very next game versus Miami (10/28). Had 13-yard reception at Washington (11/4), a career-long 17-yarder versus San Diego (12/2), and a 16-yard catch at New York versus the Giants (12/23).

2001 COMMUNITY HIGHLIGHTS

Participated in the Seahawks Special Olympics Football Clinic held at the team's facility in Kirkland.

PRO: Selected in the fifth round (140th overall) of the 2001 NFL Draft. One of two receivers taken in the draft by Seattle (Koren Robinson).

COLLEGE: Finished career third on the school's all-time list with 144 receptions, and second with 22 touchdown receptions. Touchdown total was just five shy of the EKU record. Gained 2,142 yards in his four-year career. Led team with a career-high 71 receptions for 1,122 yards and 12 touchdowns as a senior. Receptions and yards rank as the second highest single-season total in school history. Twelve touchdowns set a school record for most touchdowns in a single season. Averaged 102.0 yards per game receiving and added 8 yards on a pair of reverses. Had six games with at least 100 yards receiving. Earned USA Today National Player of the Week and Ohio Valley Conference Player of the Week honors as he caught 16 passes for 224 yards and a 44-yard touchdown versus Murray State.

PERSONAL: All-Conference selection during his three-year football career at Hughs Center (Cincinnati, Ohio) High School. Played in the area all-star game. Standout performer in track, was named Most Valuable and Most Improved Performer in track, competing in the 200 meters (21.0), 100-meter high hurdles (14.7), 110- and 300-meter hurdles, 4x100, 4x200, 4x400 and 1,600-meter relay teams.

BANNISTER'S NFL RECORD

Club	G/S	Receiving				LG	TD	Rushing			
		No	Yds	Avg	Att			Yds	Avg	TD	
2001 Seattle	16/0	4	50	12.5	17	0	0	0	0.0	0	
NFL TOTALS	16/0	4	50	12.5	17	0	0	0	0.0	0	

SINGLE GAME HIGHS

Most Receptions: 1, 4 Times (Last at NYG 12/23/01)

Most Yards: 17, vs. San Diego 12/2/01

Longest Reception: 17, vs. San Diego 12/2/01


Most Touchdowns: None

ADDITIONAL STATISTICS

Special Team Tackles: 2001 -11 Career Totals: 11

Kickoff Returns: None

Marcus BELL



LINEBACKER

6-1 245

ARIZONA

3RD NFL SEASON

3RD SEAHAWKS SEASON

4TH ROUND (A) 2000

2001 GAMES/STARTS: 13/0

CAREER GAMES/STARTS: 29/0

JULY 19, 1977 (ST. JOHNS, ARIZ.)

55

2001: Saw action in 13 games, 12 at outside linebacker, and totaled 23 tackles (21 solo) and a sack. Was a key player on special teams and registered 10 stops. Missed three games (Dallas 12/16, at San Diego 12/30, Kansas City 1/6/02) with a stinger. Saw action in nickel situations most of the season. Had season-high four tackles versus Oakland (11/11).

2001 COMMUNITY HIGHLIGHTS

Was part of an autograph signing for Cingular One in Tukwila, Wash. Participated in Practice with the Pros.

PRO: Selected by the Seahawks in the fourth round, 116th overall, of the 2000 NFL Draft, the first of two fourth-round choices. **2000:** Saw action in all 16 games primarily on special teams. Finished the season fourth on the team with 12 special teams stops. Saw duty in seven games as a reserve outside linebacker where he posted two solo tackles, an interception and a pass defended. Had one tackle at Denver (12/10) and at Oakland (10/22). Subbed for Anthony Simmons just two plays in the first quarter versus Oakland (12/16), but came up with his first career interception and returned it 30 yards deep into Raiders territory

to set up an early touchdown.

COLLEGE: Three-year starter and two-time first-team All-Pac 10 at middle linebacker for the Wildcats totaling 405 tackles in his career. Started all season at middle linebacker as a senior and led the team with 124 tackles adding four sacks and one interception. All-Pac-10 first-team selection in final two seasons. As a junior, led the conference with 11.6 tackles per game. Twice named Pac-10 Defensive Player of the Week. Finished with a team-leading 139 tackles with three sacks. Had 10 tackles in Holiday Bowl versus Nebraska. Started every game, but one at inside linebacker as a sophomore finishing second on the team with 80 tackles, including four sacks. Saw action as a backup inside linebacker during freshman season and recorded 41 tackles. Redshirted in 1995.

PERSONAL: Earned nine letters in football, wrestling and track at St. Johns High in Arizona, a town of 3,300 people. Earned all-state honors in football following his junior and senior prep seasons. Majored in geography. Middle name is Udall.

BELL'S NFL RECORD

Club	G/S	Tackles			Sacks		Interceptions			LG	TD	PD	FF	FR
		Tkl	So	Ast	QB	Yds	No	Yds	Avg					
2000 Seattle	16/0	2	2	0	0.0	0.0	1	30	30.0	30	0	1	0	0
2001 Seattle	13/0	23	21	2	1.0	3.0	0	0	0	0	0	0	0	0
NFL TOTALS	29/0	25	23	2	1.0	3.0	1	30	30.0	30	0	1	0	0

SINGLE GAME HIGHS

Tackles: 4, vs. Oakland 11/11/01
Interceptions: 1, vs. Oakland 12/16/00

Forced Fumbles: None
Fumble Recoveries: None

ADDITIONAL STATS

Special Team Tackles: 2000 -12, 2001 -10; Career Totals: 22

Harold BLACKMON



CORNERBACK



5-11 216
 NORTHWESTERN
 2ND NFL SEASON
 2ND SEAHAWKS SEASON
 7TH ROUND (A) 2001
 2001 GAMES/STARTS: 2/0
 CAREER GAMES/STARTS: 2/0
 MAY 20, 1978 (CHICAGO, ILL.)

28

2001: Saw action on special teams in the first two games of the season at Cleveland (9/9) and versus Philadelphia (9/23), but did not register any tackles. Inactive at Oakland (9/30), and was waived on October 2. Signed to the team's practice squad the following day. Re-signed to the active roster (1/4/02) after Lamar King (leg) was placed on injured reserve. Was inactive for the season finale versus Kansas City (1/06/02).

PRO: Selected by the Seahawks as the first of three seventh-round picks (210th overall) of the 2001 NFL Draft.

COLLEGE: Started 41 of 47 career games played for the Wildcats. Finished four-year career with 161 tackles (114 solo), 10 picks, seven forced fumbles, one fumble recovery and 48 passes defended. Redshirted his true freshman year. Started all 12 games as a

senior and was an All-Big Ten first-team pick by The Sporting News and The Sports Xchange. Posted 22 passes defended which broke his own record (17) set his junior year. Set career-highs with 49 tackles (40 solo) and five interceptions, along with a pair of forced fumbles. Set a career-high with nine tackles vs. Michigan.

PERSONAL: Attended Leo High in Chicago. Blue Chip Illustrated All-American and All-Midwest Region pick, adding first-team All-Catholic League accolades as a senior, and was a second-team pick as a junior. Also ran track. Member of the 4x100 meter state track championship team. Named to the high school honor roll all four years. Majored in psychology. Son of Flora Gardner and Harold Blackmon, Sr. Born in Chicago, Ill. Has a wife, Rachelle, and baby boy Jai'el (12/14/01).

BLACKMON'S NFL RECORD

Club	G/S	Tackles			Defense		Interceptions			LG	TD	PD	FF	FR
		Tkl	So	Ast	QB	Yds	No	Yds	Avg					
2001 Seattle	2/0	0	0	0	0.0	0	0	0	0.0	0	0	0	0	0
NFL TOTALS	2/0	0	0	0	0.0	0	0	0	0.0	0	0	0	0	0

Seattle Seahawks Gamebreaker \$1.50

October 26, 1997

Many Happy Returns at Kansas City

SEATTLE -- The four interceptions that Seattle used to propel them to a 45-0 shutout.

Dave Brown led Seattle with three picks and touchdowns with three picks and touchdowns, which broke his own NFL record for most picks in a game by a player.

Keith Simpson had a 76-yard interception return and Kenny Easley had a 58-yard return.

Eight teams have returned three interceptions in a single game.

Seattle's last such feat came in 1985.

The last established an NFL record for most interceptions (three) in one game with 12.

press on YAK, C1 press on SEATTLE, C1

Sando Settles For Second

MINNEAPOLIS -- The NFL's best receiver in the game.

Only Philadelphia (1) and Pittsburgh (1) have won four on December 12, 1993.

The last established an NFL record for most interceptions (three) in one game with 12.

press on YAK, C1 press on SEATTLE, C1

EXTRA! EXTRA!

AP (November 4, 1984)

SEATTLE -- The Seahawks returned four interceptions for touchdowns versus the Kansas City Chiefs, an NFL record that still stands. Seattle used the defensive effort to propel them to a 45-0 shutout. Dave Brown led Seattle with two interceptions for touchdowns from 90 and 58 yards, which tied an NFL record for most in one game by a player. Keith Simpson had a 76-yard interception return and Kenny Easley had a 58-yard return. Eight teams have returned three interceptions for touchdowns in a single game.

Fabien BOWNES



WIDE RECEIVER

5-11 191

WESTERN ILLINOIS

8TH NFL SEASON

4TH SEAHAWKS SEASON

WAIVERS (CHI) 1999

2001 GAMES/STARTS: 16/0

CAREER GAMES/STARTS: 80/0

FEBRUARY 29, 1972 (AURORA, ILL.)

83

2001: Saw action in all 16 games mainly on special teams. Did see action at wide receiver in six games, but did not record a catch. Finished second on the team with 16 special teams tackles behind Isaiah Kacyvenski (21). Had at least one special teams tackle in all but four games and was a big reason for punter Jeff Feagles' 26 punts downed inside the 20. At the New York Giants (12/23), downed two fourth-quarter punts inside the 5-yard line.

2001 COMMUNITY HIGHLIGHTS

Took part in the NFL/United Way Hometown Huddle and Communities in Schools First & Goal Luncheon, as well as the Seahawks Blood Drive and Bone Marrow Registration.

PRO: Acquired as an undrafted free agent in 1995 by Chicago. Seattle acquired him off waivers from Chicago on September 6, 1999. Member of Chicago's practice squad in 1995 and 1996 seasons. **1995:** Spent first 14 games on practice squad. Signed to 53-player roster (12/14) and played on punt coverage unit versus Tampa Bay (12/17). Inactive for finale versus Philadelphia (12/24). **1996:** Released by Chicago (8/19) in cutdown to 60. Signed to practice squad (10/16) for final nine games. **1997:** Led the special teams unit with 19 tackles and a fumble recovery. Played in all 16 games for first time in career. Returned 19 kickoffs for 396 yards. Caught first NFL pass for nine yards at New England (9/21). Set career-highs in catches (4) and yards (54) versus Washington (11/2). Recovered punt to seal victory versus Tampa Bay (11/23). **1998:** Finished 11th on team with five catches for 69 yards and a touchdown. Tied for

eight on team with 10 special teams tackles. Played in all 16 games for second consecutive season. Left game at Tampa Bay (9/20) with a heat migraine. Career-high 56 yards receiving on three catches versus Minnesota (9/27). Caught first career touchdown in fourth quarter of Bears dramatic comeback win versus Detroit (10/4). **1999:** Made statement on special teams as second leading tackler with 16. Had four receptions for 68 yards. Had key 49-yard touchdown reception at Chicago (9/19). Was voted special teams captain by teammates for playoff game versus Miami (1/9). **2000:** A special teams weapon, played in 16 games and finished tied for second on the team with 13 special teams tackles. Saw action at wide receiver in games at Carolina (10/8), versus San Diego (11/5) and at Jacksonville (11/12), but did not have a reception. Returned three kickoffs for 83 yards (27.7 avg.). Recovered an onside kick versus Indianapolis (10/15).

COLLEGE: Four-year letterman and honorable mention all-conference as senior. Career-best 28 catches for 346 yards and two TD's receiving in nine starts as a senior. School record holder in 200-meter dash and qualified for nationals in the 100-meter dash. Caught 12 passes for 165 yards including a 44-yard pass as a junior in 1993 while starting three games and playing in five.

PERSONAL: Track and football prep athlete at Waubonsie Valley in Aurora, Ill. Plays the trumpet and the tuba. He and his wife Nycole, have two daughters Kaleigh (2/6/97) and Naomi (6/21/99), and one son Canyon (11/25/00). Born in Hollysprings, Miss. Last name is pronounced BO-ins.

SINGLE GAME HIGHS

Most Receptions: 4, vs. Washington 11/2/97

Most Yards: 54, 2 Times (Last at Chicago 9/19/99)

Longest Reception: 49t, at Chicago 9/19/99

Most Touchdowns: 1, 2 Times (Last at Chicago 9/19/99)

ADDITIONAL STATISTICS

Special Team Tackles: 1997 (Chicago) -19, 1998 (Chicago) -10, 1999 (Seattle) -16, 2000 (Seattle) -13, 2001 (Seattle) -16; Career Totals: 74

Kickoff Returns: 25 for 538 yards (21.5 avg.) with a long of 38.

BOWNES' NFL RECORD

Club	G/S	Receiving					Rushing			
		No	Yds	Avg	LG	TD	Att	Yds	Avg.	TD
1995 Chicago	1/0	0	0	0.0	0	0	0	0	0.0	0
1996 Chicago		Practice Squad								
1997 Chicago	16/0	12	146	12.2	21	0	0	0	0.0	0
1998 Chicago	16/0	5	69	13.8	44	1	0	0	0.0	0
1999 Seattle	15/0	4	68	17.0	49t	1	1	-14	-14.0	0
2000 Seattle	16/0	0	0	0.0	0	0	0	0	0.0	0
2001 Seattle	16/0	0	0	0.0	0	0	0	0	0.0	0
NFL TOTALS	80/0	21	283	13.5	49t	2	1	-14	-14.0	0

POSTSEASON

Club	G/S	Receiving					Rushing			
		No	Yds	Avg	LG	TD	Att	Yds	Avg.	TD
1999 Seattle	1/0	0	0	0.0	0	0	0	0	0.0	0
NFL TOTALS	1/0	0	0	0.0	0	0	0	0	0.0	0



Chad Brown owns and operates Pro Exotics. Located in Littleton, Colorado, Pro Exotics is a warehouse and retail shop that raises and sells reptiles.

Chad BROWN



LINEBACKER

6-2 245

COLORADO

10TH NFL SEASON

6TH SEAHAWKS SEASON

UFA (Pit) 1997

2001 GAMES/STARTS: 16/16

CAREER GAMES/STARTS: 134/127

JULY 12, 1970 (ALTADENA, CALIF.)

94

2001: Started 16 games at outside linebacker totaling 106 tackles (80 solo) and 8.5 sacks. Finished second on the team in tackles behind fellow linebacker Anthony Simmons (123) and sacks behind John Randle (11.0). Also accumulated six passes defended, two forced fumbles and a fumble recovery. Started the season on a torrid sack pace compiling three multi-sack performances in the first four games. Opened the season at Cleveland (9/9) with two sacks on eight total tackles and followed that output with another two-sack effort versus Philadelphia (9/23). Led team with 1.5 sacks versus Jacksonville (10/07). Posted six tackles and a sack at Buffalo (11/18). Sack marked his 6.5 sack of the season through just the ninth game eclipsing his total from all of 2000 (6.0). In that game, sack forced a fumble which ended a Bills drive and led to a 51-yard Rian Lindell field goal that proved to be the game-winner. Totaled a season-high and team leading 12 tackles, including a sack, at Kansas City (11/25). Tied for the team lead with 10 tackles at New York versus the Giants (12/23). Was selected as a first alternate at outside linebacker for the AFC Pro Bowl squad, but did not get to make the trip to Hawaii.

2001 COMMUNITY HIGHLIGHTS

Participated in the Starbright Videoconference from Denver's Children's Hospital. Children from other hospitals talked with each other and played interactive games. Served as the spokesman for Boys & Girls Clubs Sac Attack, an incentive program that raises money for every Seahawks sack during the season. Took part in teammate Shawn Springs' bowling tournament and was a posterboy for the American Lung Association's asthma campaign.

PRO: Made an immediate impact with the Seahawks after signing as an unrestricted free agent in 1997. Versatile player who has started at right outside linebacker and played right end in the nickel. Since joining the Seahawks, no one has more tackles than his 571 over the last five seasons. Celebrated his third

season with the Seahawks with his third trip to the Pro Bowl (second with Seahawks). Has recorded at least 100 tackles in five seasons, three consecutive (1997-99). Ranks seventh all-time for the Seahawks with 32.0 sacks. Played his first four seasons with the Pittsburgh Steelers after being their 1993 second-round draft choice, the 44th player chosen overall. Played 56 regular season games with the Steelers, starting 49. Credited with 299 tackles, 30 sacks, eight forced fumbles, and two fumble recoveries. Made his first 36 starts at inside linebacker before starting 13 times at right outside linebacker in 1996. Had 119 tackles in 1994 and then finished third in the AFC with 13 sacks in 1996. Single-game high of 4.5 sacks at Cincinnati was an NFL high for 1996. Played in nine postseason games, starting seven. Had three sacks against Indianapolis in 1996. **1993:** Played 16 games and started the last nine at inside linebacker. Also saw action at outside linebacker in nickel situations and on special teams. Finished the season with 69 tackles, three sacks, and a team-high 10 quarterback pressures. Credited with six tackles, two sacks, and a forced fumble in his first start at Cincinnati (11/7) to earn a game ball. Posted a single-game high 10 tackles, including a sack and forced fumble, at Miami (12/13). Started at Kansas City in the postseason and had 10 tackles and added one on special teams. **1994:** Started 16 regular season games and led team with career-best 119 tackles. Also led with 90 solo stops and was third with 8.5 sacks. Had at least 10 tackles in four games, including a single-game career best 14 (12 solo) versus Seattle in Husky Stadium. Led team in tackles six times. Picked off first career pass versus Cleveland (12/18). Added seven tackles in two postseason starts. **1995:** Started 10-of-the-first-11 games, missing game eight with an ankle sprain, an injury that also kept him inactive for the last five games. Was leading the NFL with 5.5 sacks after five weeks. Included was a three-sack performance at Houston (9/10). Inactive versus Jacksonville (10/29) his first game missed on any level. Returned to play in all three postseason games, starting Super Bowl XXX versus Dallas. **1996:** Played and started 14 games. Started the season opener at inside linebacker before

moving to outside linebacker after a season-ending injury to five-time Pro Bowler Greg Lloyd and earned a trip to the Pro Bowl as a starter. Missed two-of-the-last-four games with an ankle injury but returned to start both playoff games. Led the team with 13 sacks, a total that ranked third in the AFC and fourth in the NFL. Had an NFL-high 4.5 sacks at Cincinnati (10/13), one-half off the club record, and 11 tackles to earn AFC Defensive Player of the Week honors. Sack total was the highest by an NFL player since 1991. Totaled three sacks versus Jacksonville (11/18) and two against San Diego (12/8). Second with 81 tackles and had a single-game high 11 at Cincinnati. Totaled five tackles and three sacks against Indianapolis in a wild card game and added six tackles at New England. **1997:** Started 15 games at right linebacker and led team in tackles with 104. Inactive at Oakland (12/14) after suffering a concussion at Baltimore (12/7) on the game's first play. Injury kept him out of most of the second half of that game. Also was the team leader in solo tackles (75), assisted tackles (29), and fumble recoveries (4). Finished third in sacks (6.5) and tied for second in tackles for loss (12.5). Had three games with at least ten tackles and led the team in tackles a team high six times. Totaled 12 tackles versus Tennessee (10/5) and 11 at Kansas City (9/28) and at Denver (11/2). Earned AFC Defensive Player of the Week honors after a three-sack performance at Indianapolis (9/21). Defense held the Colts to a franchise low 118 yards. Had 1.5 sacks at San Diego (11/9). Scored two touchdowns, the first of his career, on fumble returns, a 26-yarder against Denver (9/7) and a 42-yarder at Baltimore (12/7). Tied a team record with two fumble recoveries at New Orleans (11/16). Finished with a team-high four recoveries, the most recoveries by an individual since 1991. Signed as an unrestricted free agent on February 15. **1998:** Finished season as club's leader in total tackles with 150 total stops (team-high and career-best 119 solo), and second with 7.5 quarterback sacks. Was voted to Pro Bowl and started at outside linebacker for the AFC squad. His tackle total ranks second in team history behind Terry Beeson's 1978 record of 153 total tackles. His sack total was good for 10th in the AFC. He recorded at least nine tackles in 12 games, and led the club in total tackles a team-high eight times. Tied a career-high with 14 total tackles at Pittsburgh (9/27), previous best was at Seattle (9/25/94). Registered two quarterback sacks against Kansas City (11/8). The game marked his eighth career multi-sack effort. In the game, he also recorded the fourth interception of his career when he intercepted a Rich Gannon pass in the fourth quarter at the Seahawks' 15-yard line. Had streak of four consecutive games with at least half a quarterback sack during the season (9/20 - 10/11). Capped streak with second 14-tackle effort of season versus Denver (10/20). **1999:** Led team in tackles for third consecutive season with 117 (87 solo) en route to his third AFC Pro Bowl selection (second with Seattle). Finished fourth on the team with

5.5 sacks and led the team five times in tackles. Recorded five tackles and 1.5 sacks in just one half of action in season opener versus Detroit (9/12), but suffered a neck injury and was forced to miss the second half and the following week. Returned to record eight tackles versus Pittsburgh (9/26). Tied season high with team leading 12 stops (11 solo) and a forced fumble in Monday Night game at Green Bay (11/1). Also tallied 12 tackles (eight solo) and a sack versus Tampa Bay (11/28). Led the team with 10 tackles (five solo) at Oakland (12/5). Recorded seven tackles and a sack in Kingdome's finale versus Kansas City (12/26) and a team-leading 10 tackles (seven solo) and sack in final regular season game at New York Jets (1/2/00). Led team with 10 stops (six solo) in playoff loss to Miami (1/9/00). **2000:** Started all 16 games and finished third on the team with 94 tackles (71 solo) and tied Lamar King for the team lead with 6.0 sacks. His tackle total ended a streak of three consecutive seasons eclipsing the century mark. Also had one interception, three passes defended, two forced fumbles, three fumble recoveries and a touchdown. Had 1.5 sacks and fifth career interception at Carolina (10/8). Game marked the first of three consecutive games with at least one sack, the first time since 1998. Had one sack the following week versus Indianapolis (10/15) and totaled 10 tackles. Final sack of streak came at Oakland (10/22), where he also forced a fumble. Registered a season-high 11 tackles versus San Diego (11/5) and recovered a fumble. Sacked Mark Brunell two times at Jacksonville (11/12) marking the first time he had two sacks in a game since 1998. Returned a fumble 10 yards versus Denver (11/26) for his third career touchdown. Versus Buffalo (12/23) in the season finale, collected six tackles and forced and recovered a fumble.

HONORS: 1993, *First-team All-Rookie (Pro Football Weekly/Pro Football Writers Association and Football News); Pittsburgh Rookie of the Year (Pittsburgh Pro Football Writers Association).*

1996, *AFC Pro Bowl starter; First-team All-NFL (Associated Press, Pro Football Weekly/Pro Football Writers of America, College & Pro Football Newsweekly, Football Digest, Sports Illustrated); First-team All-AFC (Football News); AFC Linebacker of the Year (NFL Players Assn.); AFC Defensive Player of Week 7 (at Cincinnati). 1997, AFC Defensive Player of Week 3 (at Indianapolis). 1998, AFC Pro Bowl starter; First-Team All-Pro (AP/SI/College & Pro Football Weekly/The Sporting News); Second-Team All-Pro (Football Digest); AFC Defensive Player of Month (November); Seahawks Most Valuable Player (as voted by teammates); Seattle P-I Sports Star of the Year Nominee. 1999, AFC Pro Bowl.*

COLLEGE: Four-year starter. Two time first-team All-Big Eight Conference. Played inside linebacker his first two seasons before moving outside as junior and senior. Finished his career with 369 total tackles, including 242 solo, 38 tackles for loss, and 14

sacks. Finished fourth in school history in total tackles and third in solo stops. Posted a single-season high 125 tackles in 1991 along with eight sacks. Had 15 tackles for loss in both 1991 and 1992. Set up game-winning touchdown with a forced fumble in 1990 Orange Bowl versus Notre Dame and enabled Colorado to win the national championship. Graduated with a degree in Marketing.

PERSONAL: Played linebacker, tight end, and fullback at John Muir High School in Altadena, Calif. with current teammate Marcus Robertson. First-team all-state choice as a senior after recording 136

tackles with 11 sacks, and six fumble recoveries. Added 13 receptions with four touchdowns, and 320 rushing yards and three scores. Two-time All-San Gabriel Valley and All Pacific League choice as a junior and senior. Team went 14-0 and won CIF title as a junior. Also lettered in track. Currently learning to play the drums. He and his wife, Kristin (6/11/94), have a daughter, Amani (8/2/96) and a son, Aram (5/12/99). Chad owns his own business, *Pro Exotics* in Littleton, Colo., where he breeds and sells non-venomous snakes and reptiles. Lives in Lone Tree, Colo.

C. BROWN'S NFL RECORD

Club	G/S	Tackles			Sacks		Interceptions			LG	TD	PD	FF	FR
		Tkl	So	Ast	QB	Yds	No	Yds	Avg					
1993 Pittsburgh	16/9	69	43	26	3.0	22.0	0	0	0.0	0	0	n/a	2	0
1994 Pittsburgh	16/16	119	90	29	8.5	73.0	1	16	16.0	16	0	n/a	2	0
1995 Pittsburgh	10/10	30	20	10	5.5	40.0	0	0	0.0	0	0	n/a	1	0
1996 Pittsburgh	14/14	81	51	30	13.0	97.5	2	20	10.0	16	0	n/a	3	2
1997 Seattle	15/15	104	75	29	6.5	43.0	0	0	0.0	0	0	3	1	4
1998 Seattle	16/16	150	119	31	7.5	37.5	1	11	11.0	11	0	8	1	1
1999 Seattle	15/15	117	87	30	5.5	29.0	0	0	0.0	0	0	6	2	1
2000 Seattle	16/16	94	71	23	6.0	20.0	1	0	0.0	0	0	3	2	3
2001 Seattle	16/16	106	80	26	8.5	74.0	0	0	0.0	0	0	7	2	1
NFL TOTALS	134/127	870	636	234	64.0	475.0	5	47	9.4	16	0	27	16	12

POSTSEASON

Club	G/S	Tackles			Sacks		For Loss			Interceptions				
		Tkl	So	Ast	QB	Yds	No	Yds	Avg	LG	TD	PD	FF	FR
1993 Pittsburgh	1/1	10	6	4	0.0	0.0	0	0	0.0	0	0	0	0	0
1994 Pittsburgh	2/2	7	4	3	0.0	0.0	0	0	0.0	0	0	1	0	0
1995 Pittsburgh	3/1	8	5	3	0.0	0.0	0	0	0.0	0	0	0	0	0
1996 Pittsburgh	2/2	11	10	1	3.0	37.0	0	0	0.0	0	0	1	0	0
1999 Seattle	1/1	10	6	4	0.0	0.0	0	0	0.0	0	0	1	0	0
NFL TOTALS	9/7	46	31	15	3.0	37.0	0	0	0.0	0	0	3	0	0

SINGLE GAME HIGHS

Tackles: 14, 3 Times (Last: vs. Denver, 10/11/98)

Sacks: 4.5, at Cincinnati 10/13/96

Interceptions: 1, 5 Times (Last: vs. Carolina 10/8/00)

Longest Interception Return: 16 Twice (Last: at Cin. 11/10/96)

Forced Fumbles: 1, 14 Times (Last: vs. Buffalo 12/23/00)

Fumble Recoveries: 2, at New Orleans 11/16/97

Longest Return: 42, at Baltimore 12/7/97 (TD)

Most Touchdowns: 1, vs. Denver 9/7/97 (16 yards); at Baltimore 12/7/97 (42 yards); vs Denver 11/26/00 (10 yards)

EXTRA! EXTRA!

AP (October 26, 1997)

SEATTLE -- Seahawks QB Warren Moon tied a team record passing for five touchdowns versus the Oakland Raiders. Moon joined Dave Krieg on the list of Seahawks quarterbacks who have thrown for five in one game. In the game, Moon completed 28 of 44 passes (63.6%) for 409 yards also joining Krieg as the only two quarterbacks to pass for more than 400 yards in a game. Moon went on to pass for 3,678 yards that season, highest season total in club history, en route to earning Pro Bowl MVP.

VETERANS

Joe BROWN



DEFENSIVE TACKLE

6-6 302

OHIO STATE

2ND NFL SEASON

2ND SEAHAWKS SEASON

UNDRAFTED FA 2001

2001 GAMES/STARTS: 2/0

CAREER GAMES/STARTS: 2/0

MARCH 5, 1977 (TUCSON, ARIZ.)

60

2001: Signed to the Seahawks active roster December 19, after spending the entire first part of the season on the practice squad. Called up after Matt LaBounty (shoulder) was placed on injured reserve. Played on special teams at New York versus the Giants (12/23) and at San Diego (12/30). Was inactive in the season finale versus Kansas City (1/6/02).

2001 COMMUNITY HIGHLIGHTS

Was present for the Seattle Emergency Housing birthday party for children, and the First Place Holiday Party.

PRO: Signed as an undrafted free agent following the 2001 NFL Draft.

COLLEGE: Played in all 49 games during four-year career with 19 starts. Saw most action during his senior season in short-yardage and goal-line situations. Had 17 tackles and a sack while playing most of his junior season with a shoulder injury. Started all 12 games as a sophomore despite a broken thumb and had 21 tackles and two sacks. Played in all 13 games and started five-of-the-last-seven as a freshman while totaling a career-high 23 tackles, along with two sacks and a forced fumble.

PERSONAL: Attended Catalina Foothills High School in Tucson, Arizona.

J. BROWN'S NFL RECORD

Club	G/S	Tackles			Sacks		Interceptions			LG	TD	PD	FF	FR
		Tkl	So	Ast	QB	Yds	No	Yds	Avg					
2001 Seattle	2/0	0	0	0	0.0	0.0	0	0	0.0	0	0	0	0	0
NFL TOTALS	2/0	0	0	0	0.0	0.0	0	0	0.0	0	0	0	0	0




EXTRA! EXTRA!

AP (November 11, 2001)

SEATTLE -- Shaun Alexander rushed for a club-record 266 yards, fourth-highest total in NFL history versus the Oakland Raiders. Included in that performance were three touchdown runs, one of 88 yards, the longest offensive touchdown in the franchise's history. His game-breaking performance earned him AFC Offensive Player of the Week honors.

Antonio COCHRAN



DEFENSIVE TACKLE

6-4 292

GEORGIA

4TH NFL SEASON

4TH SEAHAWKS SEASON

4TH ROUND 1999

2001 GAMES/STARTS: 16/2

CAREER GAMES/STARTS: 37/2

JUNE 21, 1976 (MONTEZUMA, GA.)

78



2001: Played in all 16 games and started two while totaling 31 total stops, 4.5 quarterback sacks, two forced fumbles and a fumble recovery. Had at least one tackle in final nine games and totaled all of his sacks during that span. Made first career start for an injured John Randle (knee) versus Oakland (11/11) and had three tackles and a sack. Started following week at Buffalo (11/18) and forced a fumble and later recovered a Chad Brown forced fumble in the fourth quarter that led to a Rian Lindell field goal. Field goal proved to be the winning points in a 23-20 victory. Had at least half a sack in final three games of the season. Had one at New York Giants (12/23) and at San Diego (12/30), and had half a sack versus Kansas City (1/6/02), a game in which he tallied a career-high seven tackles.

2001 COMMUNITY HIGHLIGHTS

Has been involved with the Seahawks community outreach department by lending a helping hand to reach out to homeless children in the Seattle area. Participated in the Special Olympics Summer Games in Fort Lewis, Wash. Presented participants with medals and signed autographs.

PRO: Selected in the fourth round, 115th overall, of the 1999 draft. Physical player who has the burst to turn the corner on the pass rush and is very effective in backside pursuit. Can play both tackle and end.
1999: Saw action in five games and recorded two

solo tackles. Recorded first career tackle versus Denver (11/14). **2000:** Played in all 16 games as a reserve defensive tackle and totaled 22 tackles (19 solo), two passes defended and a half sack. Had career-high three tackles in games at Miami (9/3), at Jacksonville (11/12), versus Denver (11/26) and versus Buffalo (12/23). Split a sack, the first of his career, with Matt LaBounty at Jacksonville.

COLLEGE: Started the final 10 contests as a senior for the Bulldogs recording 40 tackles (25 solo) with 2.5 sacks and 10 tackles for loss. Deflected three passes and credited with 17 quarterback pressures. Played in every game during a junior season in which he recorded 47 tackles (27 solo) and one sack. Posted a career-high nine tackles versus Kentucky. Attended Middle Georgia Junior College and named first team All-American by the NJCAA and named to *Super Prep's* Top Juco 100 squad after recording 63 tackles, five sacks and one interception in his second season. First season he was named honorable mention All-American by *J.C. Gridwire* totaling 61 tackles with four sacks on a defense that ranked fifth in the nation in rushing defense (82.1 ypg) and total defense (212 ypg).

PERSONAL: All-State, *Shut Magazine* All-American and *Atlanta Journal-Constitution* "Super 11" selection at Macon County (Ga.) High. Did not play football as a youngster; he only participated in basketball. Resides in Montezuma, Ga.

COCHRAN'S NFL RECORD

Club	G/S	Tackles			Sacks		Interceptions			LG	TD	PD	FF	FR
		Tkl	So	Ast	QB	Yds	No	Yds	Avg					
1999 Seattle	5/0	2	2	0	0.0	0.0	0	0	0.0	0	0	0	0	0
2000 Seattle	16/0	22	19	3	0.5	1.0	0	0	0.0	0	0	2	0	0
2001 Seattle	16/2	31	26	5	4.5	18.0	0	0	0.0	0	0	0	2	1
NFL TOTALS	37/2	55	47	8	5.0	19.0	0	0	0.0	0	0	2	2	1

SINGLE GAME HIGHS

Tackles: 7, vs. Kansas City (1/6/02)

Sacks: 1, 4 Times (Last at San Diego 12/30/01)

Interceptions: None

Forced Fumbles: 1, 2 Times (Last at NYG 12/23/01)

Fumble Recoveries: 1, at Buffalo (11/18/01)

Kerwin COOK



WIDE RECEIVER

6-1 185

TULANE

1ST NFL SEASON

1ST SEAHAWKS SEASON

UNDRAFTED FA 2001

GAMES/STARTS: 0/0

CAREER GAMES/STARTS: 0/0

DECEMBER 21, 1979 (FERRIDAY, LA.)

14

2001: Spent most of the season on the practice squad before joining the active roster December 19, for the final three weeks of the regular season. Was inactive for those three games.

2001 COMMUNITY HIGHLIGHTS

A guest at the Camp Fire Boys & Girls Football Camp during the summer and also helped coach at the Special Olympics Football Clinic in Kirkland.

PRO: Signed as an undrafted free agent April 27, 2001. Waived at the end of training camp on September 2, 2001, but signed to the team's practice squad the following day.

COLLEGE: A four-year letterwinner who started 25

of 36 career games. Hauled in 111 career passes for 1,533 yards with 14 touchdowns. Ranked third on the team his senior season with career-highs in catches (48), yards (624) and touchdowns (6) playing all 11 games and starting 10. Played only five games junior season, missing the final six due to a back injury and totaled 16 receptions for 203 yards with three scores. Had a career-high 171 yards on nine catches in a single game versus Louisiana Tech during sophomore campaign. Tallied 20 catches for 301 yards with two scores as a freshman.

PERSONAL: Graduated Ferriday (La.) High third in class with a 3.8 grade point average and was a member of National Honor Society. Cousin is current Grambling head coach and former NFL quarterback Doug Williams.


EXTRA! EXTRA!

AP (October 18, 1987)

DETROIT -- Seahawks wide receiver Steve Largent set team records with 15 catches for 261 yards receiving in a single game versus the Detroit Lions. Largent, the only Seahawks player selected to the Pro Football Hall of Fame, also had three touchdowns on the day, all in the first quarter. Seattle went on to defeat Detroit 37-14 in the Silverdome. Largent was inducted to the Pro Football Hall of Fame on Saturday, January 28, 1995. Largent was formally inducted in Canton, Ohio, on Saturday, July 29, along with Jim Finks, Henry Jordan, Lee Roy Selmon, and Kellen Winslow. He was presented into the Hall of Fame by Seahawks' Vice President Gary Wright. Largent was the 23rd player to be elected in his first year of eligibility.



Jean-Philippe DARCHE



LONG SNAPPER
6-0 246
MCGILL COLLEGE (CANADA)
3RD NFL SEASON
3RD SEAHAWKS SEASON
FREE AGENT 2000
2001 GAMES/STARTS: 16/0
CAREER GAMES/STARTS: 32/0
FEBRUARY 28, 1975
(MONTREAL, QUEBEC)

52

2001: Handled all of Seattle's snapping duties for second consecutive season. Had a pair of special teams tackles.

2001 COMMUNITY HIGHLIGHTS

Took part in a variety of events during the year. Traveled to Vancouver, BC, Canada, for the annual Practice with the Pros, and while there, visited the Ronald McDonald House. Played in the Seahawks Charity, Schools of West Seattle, Big Brothers Big Sisters and the Sam Adams Celebrity Golf Tournaments. Also participated in a Ready, Set, Goals videoconference in Kent, Wash.

PRO: Signed with the Seahawks as a free agent May 11, 2000. Selected in the third round of the Canadian Football League College Draft by the Toronto Argonauts (21st overall) in June of 1998. Led the Argonauts special teams unit with 17 tackles. **2000:** Handled all of Seattle's snapping duties in all 16 games. Recorded four tackles on special teams.

COLLEGE: Named McGill University's co-captain three consecutive years, and voted team's MVP his final two seasons. Finished his career as the school's all-time leading

tackler. As a fifth year senior, he was named Defensive Player of the Game three times and Special Teams Player of the Game once. Led team in tackles with 62 as a senior, including a team record 17 in one game. Three fumble recoveries led the team and three interceptions were tied for a team high. Despite knee injuries during his junior season, he was third on the team in tackles with 34. Awarded Defensive Player of the Game in an 18-0 victory over Concordia. Sophomore season saw him lead the team in tackles and was second in interceptions on his way to being voted Most Improved Player. Tallied six tackles and was one of only three McGill rookies to play on defense in his freshman year.

PERSONAL: Was named Athlete of the Year at Andre Grasset Junior College in 1993-94. Voted to the Montreal High School All-Star football game as a senior. The "Father of Basketball," James Naismith attended McGill College. His brother played for the NHL's Columbus Blue Jackets. Graduated with "great distinction" in three years before entering medical school in 1997. Has a wife Joanne (7/31/99), and child Justin (2/4/02).



EXTRA! EXTRA!

AP (December 19, 1990)

GREEN BAY -- Seattle held the Green Bay Packers to 13 total yards rushing, a club record for fewest rushing yards allowed in a single game. Five different Green Bay players combined to rush 10 times against the stout Seattle defense. In fact, Seattle opened the game with an interception then forced four consecutive punts, took over on a missed field goal, forced two more punts and took over on downs on the first nine Packers possessions. Linebacker Dave Wyman led the Seahawks defensive pursuit with nine tackles.

VETERANS

Trent DILFER



QUARTERBACK

6-4 225

FRESNO STATE

9TH NFL SEASON

2ND SEAHAWKS SEASON

UFA 2001 (BALT.) 2001

GAMES/STARTS: 6/4

CAREER GAMES/STARTS: 96/88

MARCH 13, 1972 (SANTA CRUZ, CALIF.)

4

2001: Signed as an unrestricted free agent August 3, during training camp. Played in six games and started four completing 73 of 122 passes for 1,014 yards, seven touchdowns, four interceptions and a 92.0 passer rating. Completion percentage (59.83) ranks as the highest in a single season among Seahawks quarterbacks with at least 100 attempts. Won all four starts. First action for Seattle came at Oakland (9/30) substituting for an injured Matt Hasselbeck (groin), but was in for only three plays before he left with a concussion. Completed both attempts for 49 yards, including a 54-yarder to Darrell Jackson on the play he suffered the injury. Started the following two games versus Jacksonville (10/7) and Denver (10/14). Completed 15 of 23 passes for 219 yards, a touchdown and interception for a 92.5 rating versus the Jaguars and completed 12 of 18 (66.7%) for 110 yards versus the Broncos. Replaced Hasselbeck in the second half at Washington (11/4) and connected with Darrell Jackson on a 46-yard scoring strike. Started the final two games of the season for Hasselbeck (shoulder) and won both. Started at San Diego (12/30) and completed 14 of 23 passes for 267 yards with three touchdowns, two coming to Darrell Jackson on 43 and 48-yard pass plays in the second quarter, giving Seattle a 14-13 lead. Led Seattle to victory in the season finale versus Kansas City (1/6/02) completing a season-high 22 passes on 38 attempts for 248 yards, two touchdowns and two interceptions.

2001 COMMUNITY HIGHLIGHTS


Filed a public service announcement for All Pro Dads, a community of 17 current and former NFL players and coaches dedicated to teaching fathers how to be better dads via www.allpro-dads.com

PRO: Veteran quarterback with 88 NFL starts. Has won 20 of 21 starts (including postseason) and 15 consecutive entering the 2002 season. Fifteen consecutive wins rank as the fourth longest in the NFL since 1950. Dating back to October 24, 1999, while playing for the Tampa Bay Buccaneers, he has only lost one game that

he has started, his first start for the Baltimore Ravens versus Pittsburgh on October 29, 2000. Signed with the Seahawks as an unrestricted free agent on August 3, 2001, after spending the 2000 season with the Baltimore Ravens and quarterbacking them to a Super Bowl XXXV Championship. Re-signed with the Seahawks March 5, 2001, after his one-year contract was up. Originally drafted by Tampa Bay in 1994 following his junior season with the sixth overall selection. Spent six seasons in Tampa, five as their full-time starter, and finished his career there as the Bucs' second-leading passer. Threw for 12,969 yards, while completing 1,117 of 2,038 passes with 70 touchdowns and 80 interceptions. Became the first Bucs' quarterback to make the Pro Bowl following the 1997 season after completing 217 of 386 passes for 2,555 yards, 21 touchdowns and 11 interceptions for an 82.8 passer rating. **1994:** Started two games as a rookie and played in five contests. Completed 38 of 82 passes for 433 yards, with one touchdown and six interceptions for a 36.3 passer rating. First NFL start came at San Francisco (10/23) and completed seven of 23 passes for 45 yards, with one interception. First career touchdown pass was versus Minnesota (10/3). Made second start versus Chicago (11/6) and was 13 of 25 for 159 yards with no touchdowns or interceptions. Did not play in the final seven games. **1995:** Started all 16 games and completed 224 of 415 pass attempts for 2,774 yards, four touchdowns and 18 interceptions. Rushed for two touchdowns. Broke Doug Williams' 1982 team record by throwing 138 consecutive passes without an interception (later broke that record in 1997). Led Tampa Bay to a 5-2 start (finished 7-9). Opened the season with a season-best two touchdown passes at Philadelphia (9/3), a 21-6 win. Threw for a season-high 255 yards in week two at Cleveland (9/10), a 22-6 loss. Threw a career-high four interceptions in week three at Chicago (9/17), but bounced back to lead the Bucs to four consecutive wins, starting with a 14-6 victory over Washington (9/24) in which he completed a season-best 72.7% of his passes,

with one touchdown and no interceptions. Scored his first NFL touchdown on a 21-yard run at Houston (10/29). Threw for a then career-high 312 yards at Green Bay (11/26), while completing 27 of 48 passes. **1996:** Started all 16 games and threw for a career-high 2,859 yards, while completing 267 of 482 passes, twelve touchdowns and 19 interceptions for a 64.8 passer rating. The Bucs started the season 1-8, but finished 5-2 for a 6-10 record. Had a season-high three touchdown passes versus Minnesota (10/13) in a 24-13 victory. Was 20 of 29 for 192 yards, with two touchdowns and one interception in a win over Oakland (11/10). Threw for a career-high 327 yards in a 25-17 win at San Diego (11/17), while completing a personal-best 30 passes, one shy of the team mark held by Vinny Testaverde. **1997:** Became the first Tampa quarterback to be named to the Pro Bowl. Completed 217 of 386 passes for 2,555 yards, a team-record 21 touchdown passes, 11 interceptions for an 82.8 passer rating. Established a team record for consecutive passes without an interception (152), snapping his old mark of 138 set in 1995. Led the NFL in third-down passing with 11 touchdowns and finished second with a 93.8 passer rating. Threw for a career-high four touchdowns versus Miami (9/21) in a 31-21 win. Was 18 of 24 for a season-high 248 yards and was not sacked in the win over the Dolphins. Was his second consecutive game with a 75% completion percentage, as he was 15 for 20 for 192 yards and two touchdowns in a 28-14 win at Minnesota the week before (9/14). In Tampa's 5-0 start, he threw 10 touchdowns to three interceptions. Had a three-touchdown game at Indianapolis (11/2) and had two touchdown tosses the following week at Atlanta (11/9). Was 13 of 26 for 181 yards, one touchdown and one interception in first career playoff start versus Detroit (12/28), a 20-10 Tampa win. The following week at Green Bay (1/4), was 11 of 36 for 200 yards, with no touchdowns and two interceptions in a 21-7 loss. **1998:** Started all 16 games for the fourth straight season, a Bucs' quarterback record. Threw for 2,729 yards, 21 touchdowns and 15 interceptions, while completing 225 of 429 passes for a 74.0 quarterback rating. Nine of his touchdowns covered 20 or more yards and seven were longer than 40 yards. Threw for three touchdowns twice (at Chicago, 11/29 and at Jacksonville, 11/15). Completed a career-long 79-yarder to Reidel Anthony. In the Bears game, led the Bucs to their first win in Chicago since 1989, a 31-17 victory. Had season-high 294 yards passing versus Tennessee (11/8) to surpass the career 10,000-yard milestone. In the opener at Minnesota (9/6), he completed 17 of 25 passes (68%) for 207 yards, one touchdown and no interceptions before leaving the game midway through the third quarter with a thigh bruise. Made 50th consecutive start at Green Bay (9/13),

completing 20 of 36 for 211 yards, with one touchdown and no interceptions. Threw two touchdowns and no interceptions (his fourth straight game without an interception) in a 27-15 win versus Chicago (9/20) in the inaugural game at Raymond James Stadium. Completed a season-high 21 passes versus Carolina (10/18) on 31 attempts for 219 yards, with one touchdown and one interception. Capped a five-week stretch in which he threw 12 touchdowns in a 24-22 Monday Night win versus Green Bay (12/7). Threw two touchdowns and one interception versus the Packers. In the season finale at Cincinnati, a 35-0 Tampa Bay win, he completed 10 of 16 passes for 111 yards, two touchdowns and an interception. **1999:** Started 10 games for the NFC Central champion Bucs and led Tampa to its first ever undefeated (4-0) November. Finished the season with 146 completions on 244 attempts for 1,619 yards, with 11 touchdowns and 11 interceptions for a 75.8 passer rating. Did not start the October 31 game versus Detroit but returned to the starting role the following week after Eric Zeier was injured (rib) in the game versus the Lions. Suffered a fractured right clavicle versus Seattle (11/28) and missed the remainder of the season, including both playoff games. Rookie Shaun King took over the starting role after his injury. Injury occurred on the second play of the third quarter, when he was sacked by Seahawks' Phillip Daniels. Helped lead the Bucs to a come-from-behind 19-10 win versus Atlanta (11/21), completing 15 of 31 passes for 142 yards and an interception. Moved into second place on the Bucs' all-time passing list versus Kansas City (11/14). Completed 17 of 27 passes for 270 yards, two touchdowns and one interception in a 17-10 win over. Threw a 54-yard touchdown pass to Jacquez Green for the game-winning score. Enjoyed a three-touchdown game at New Orleans (11/7) in a 31-16 win, including a 62-yard scoring bomb to Green. Completed 15 of 20 passes for 227 yards, including nine of 11 on third down. Snapped a streak of 70 consecutive starts at Detroit (10/31), when Eric Zeier got the starting nod. Completed 16 of 27 passes for 121 yards in a 6-3 win versus Chicago (10/24). A 28-yard scramble in the second quarter set up one of the Bucs' two field goals on the day. Connected on a season-high 25 of 39 attempts for 301 yards, two touchdowns and an interception in a 21-14 loss to Minnesota (10/3). Was third career 300-yard game. Set a career high with an 83.3 pct. completion rate in a 13-10 win versus Denver (9/26). Was 15 of 18 for 135 yards, including four-straight completions on the opening drive. Threw two touchdowns in a 19-5 win at Philadelphia (9/19). **2000:** Started eight games, played in nine and led the Ravens to a Super Bowl Championship after taking over for Tony Banks midway through the season. Completed 134 of 228 passes for 1,502 yards, 12



Dilfer's 92.0 passer rating is first among Seahawks QBs with 100 attempts.

touchdowns and 11 interceptions. Started all four postseason contests and completed 35 of 73 attempts for 590 yards, three touchdowns and one interception. Suffered an injury on September 15, and underwent arthroscopic surgery on his left meniscus on September 19. Returned as the third quarterback versus Cincinnati (9/24). Made his first start for the Ravens in a 9-6 loss versus Pittsburgh (10/29). Threw three second-quarter touchdowns in a 27-7 win at Cincinnati (11/5) and snapped a 21-quarter touchdown drought when he hit Brandon Stokely on a 14-yard touchdown pass. Connected with Shannon Sharpe on the next two possessions for 18 and 19-yard touchdown passes. Completed 23 of 34 passes for 244 yards and did not throw an interception in that game, while completing passes to eight different receivers. Directed a nine-play, 70-yard game-winning drive in 24-23 win at Tennessee (11/12), snapping Tennessee's eight-game winning streak and undefeated string at Adelphia Coliseum (12-0). Threw for season-high 281 yards and completed 23 of 36 passes. Versus Dallas (11/19), completed 75% of his passes (18 of 24) for 242 yards, two long touchdowns and two interceptions in a 27-0 win. Connected with Quadry Ismail on a 40-yard touchdown and Sharpe on a 59-yard toss. Snapped a five-game string with at least two touchdown passes at Arizona (12/17). Completed nine of 14 passes for 130 yards and one touchdown in a 21-3 Wild Card win versus Denver (12/31). Threw a 58-yard touchdown pass to Sharpe on a pass that bounced off Jamal Lewis and a Broncos defender. Completed five of 16 passes for 117 yards with no touchdowns or interceptions in the 24-10 AFC Divisional Playoff win at Tennessee (1/7). Started the 16-3 AFC Championship win at Oakland (1/14) and completed nine of 18 passes for 190 yards. Tossed an NFL all-time postseason record-setting 96-yard touchdown to Sharpe in that game. Versus New York (1/28) in the Super Bowl, completed 12 of 25 passes for one touchdown against the Giants.

COLLEGE: Finished his Fresno State career with a 20-9 record in three seasons, as the Bulldogs won or shared the conference title in all three seasons. Finished collegiate career with 6,944 yards passing, 51 touchdowns and 21 interceptions, while completing 461 of 774 passes. Also rushed 140 times for 195 yards and eight touchdowns. In two bowl games, was 50 of 91 for 687 yards, with two touchdowns and an interception. Earned AP and Football News third-team All-America honors. Was first-team All Western Athletic choice and was the conference's Offensive Player of the Year as a junior (1993). Completed 217 of 333 passes (65.2%) for 3,276 yards (a school record), with 28 touchdowns and four interceptions. Led the nation with a 173.1 passing efficiency, the third-highest in NCAA history at the time (behind Jim McMahon's 176.9 in 1980 and Ty Detmer's 175.6 in 1989). Set an NCAA mark by throwing 271 consecutive passes without an interception, snapping Matt Blundin's (Virginia) old mark of 224, set in 1991. Was 175 of 332 for 2,836 yards with 21 touchdowns and 14 interceptions as a sophomore in 1992. Became just the third WAC quarterback to earn All-America honors (joining McMahon in 1978 and Detmer in 1989). His 136.9 passing efficiency was ninth in the nation. Started the final four games as a freshman in 1991. Was 69 of 109 for 832 yards with two touchdowns and three interceptions. Also rushed for five touchdowns. Redshirted in 1990.

PERSONAL: Lettered in football, golf, basketball and baseball at Aptos (CA) High School in Santa Cruz County, adjacent to Montego Bay. Played quarterback, safety and punter. Was a two-time all-conference choice in both football and basketball. Was voted player of the year in basketball as a senior. Graduated with a 3.9 GPA. A scratch golfer, he has won three offseason celebrity tournaments. His wife, Cassandra, is a former Fresno State swimmer. Parents of two daughters Madeleine (3/31/96) and Victoria (2/26/99) and son Trevin (11/10/97).

MOST CONSECUTIVE WINS AS A STARTER SINCE 1950

(including playoffs)

25	Jim McMahon	Chicago Bears	Oct. 1984 - Nov. 1987
17	Joe Montana	San Francisco 49ers	Nov. 1989 - Nov. 1990
16	Ken Stabler	Oakland Raiders	Oct. 1976 - Oct. 1977
15	<i>Trent Dilfer</i>	<i>Baltimore Ravens, Seattle Seahawks</i>	<i>Nov. 2000 -</i>

DILFER'S POSTSEASON RECORD

Passing

Year	Club	G/S	Att	Comp	Yds	Pct	TD	Int	LG	Sacked	Rate
1997	Tampa Bay	1/1	26	13	181	50.0	1	1	50	N/A	69.6
1998	Tampa Bay	1/1	36	11	200	30.6	0	2	52	N/A	27.5
2000	Baltimore	4/4	73	35	590	47.9	3	1	96t	3/N/A	83.7
TOTALS		6/6	135	59	971	43.7	4	4	96t	N/A	79.8

DILFER'S NFL RECORD

Year	Club	G/S	Att	Passing					Int	LG	Sacked	Rate
				Comp	Yds	Pct	TD	LG				
1994	Tampa Bay	5/2	82	38	433	46.3	1	6	42	8/42	36.3	
1995	Tampa Bay	16/16	415	224	2,774	54.0	4	18	64t	47/331	60.1	
1996	Tampa Bay	16/16	482	267	2,859	55.4	12	19	45	28/207	64.8	
1997	Tampa Bay	16/16	386	217	2,555	56.2	21	11	59t	32/196	82.8	
1998	Tampa Bay	16/16	429	225	2,729	52.4	21	15	79t	27/172	74.0	
1999	Tampa Bay	10/10	244	146	1,619	59.8	11	11	62t	26/189	75.8	
2000	Baltimore	9/8	226	134	1,502	59.3	12	11	59t	23/135	76.6	
2001	Seattle	6/4	122	73	1,014	59.8	7	4	54	10/72	92.0	
TOTALS		94/88	2,386	1,324	15,485	55.5	89	95	79t	201/1,344	71.2	

Year	Club	G/S	Att	Yds	Avg	LG	TD	Won/Loss Record		
								Year	Club	Record
1994	Tampa Bay	5/2	2	27	13.5	15	0	1994	Tampa Bay	0-2
1995	Tampa Bay	16/16	23	115	5.0	21t	2	1995	Tampa Bay	7-9
1996	Tampa Bay	16/16	32	124	3.9	19	0	1996	Tampa Bay	6-10
1997	Tampa Bay	16/16	33	99	3.0	17	1	1997	Tampa Bay	10-6
1998	Tampa Bay	16/16	40	141	3.5	17	2	1998	Tampa Bay	8-8
1999	Tampa Bay	10/10	35	144	4.1	28	0	1999	Tampa Bay	7-3
2000	Baltimore	9/8	20	75	5.0	19	0	2000	Baltimore	7-1
2001	Seattle	6/4	11	17	1.5	11	0	2001	Seattle	4-0
TOTALS		94/88	196	742	3.8	21t	5	TOTALS		49-39

SINGLE GAME HIGHS

Attempts:	48	at Green Bay	(11/26/95)
Completions:	30	at San Diego	(11/17/96)
Yards:	327	at San Diego	(11/17/96)
Percentage:	83.3	vs Denver	(9/26/99) 15-18
Longest TD:	79	at Jacksonville	(11/15/98)
Most TDs:	4	vs Miami	(9/21/97)
Interceptions:	4, 2 Times	Last vs. Green Bay	(9/1/96)

DILFER'S GAME-BY-GAME PASSING

Date	1994 Opponent	PASSING							W/L		
		P/S	Att	Com	Yds	Pct	TD	Int	LG	Sacked	W/L
09/04	at Chicago								Did Not Play		
09/11	Indianapolis								Did Not Play		
09/18	New Orleans								Did Not Play		
09/25	at Green Bay	(P)	10	5	73	50.0	0	0	26	3/8	L 3-30
10/02	Detroit								Did Not Play		
10/09	at Atlanta	(P)	11	6	81	54.5	0	3	21	1/4	L 13-34
10/23	at San Francisco	(S)	23	7	45	30.4	0	1	19	1/8	L 16-41
10/30	Minnesota	(P)	13	7	75	53.8	1	1	31	1/8	L 13-36
11/06	Chicago	(S)	25	13	159	52.0	0	1	42	2/14	L 6-20
11/13	at Detroit								Did Not Play		
11/20	at Seattle								Did Not Play		
11/27	at Minnesota								Did Not Play		
12/04	Washington								Did Not Play		
12/11	L.A. Rams								Did Not Play		
12/18	at Washington								Did Not Play		
12/24	Green Bay								Did Not Play		
1994	TOTALS	(5/2)	82	38	433	46.3	1	6	42	8/50	*0-2

DILFER VS. THE NFL

TEAM	GAMES	ATT	COMP	YDS	PCT	TD	INT	LG	SACK	RATE
Arizona	3	81	46	409	56.8	2	2	31	8/66	68.3
Atlanta	4	90	47	542	52.2	2	4	28	5/34	59.6
Baltimore	-	-	-	-	-	-	-	-	-	-
Buffalo	-	-	-	-	-	-	-	-	-	-
Carolina	3	84	47	510	56.0	1	3	31	6/43	68.1
Chicago	10	253	142	1,584	56.1	11	10	47	14/91	73.0
Cincinnati	3	76	45	540	59.2	5	1	50t	8/56	97.5
Cleveland	2	59	32	424	54.2	2	3	46t	7/45	67.3
Dallas	1	24	18	242	75.0	2	2	59t	2/13	99.7
Denver	3	66	39	445	59.1	1	1	40t	11/88	78.2
Detroit	8	199	101	1,292	50.8	4	11	59	18/137	55.1
Green Bay	10	289	150	1,660	51.9	5	13	64t	30/202	56.3
Indianapolis	1	25	16	164	64.0	3	0	27	3/14	122.3
Houston	-	-	-	-	-	-	-	-	-	-
Jacksonville	3	66	33	515	50.0	4	3	79t	5/19	77.2
Kansas City	2	65	39	518	60.0	4	3	41	1/9	86.6
Miami	1	24	18	248	75.0	4	1	58	0/0	129.9
Minnesota	10	270	158	1,814	58.5	11	5	49	21/150	84.7
New England	1	29	21	209	72.4	1	0	25	1/7	104.0
New Orleans	3	98	55	666	56.1	4	2	30	3/10	82.3
NY Giants	3	73	39	411	53.4	2	7	53	7/36	39.6
NY Jets	2	40	13	137	32.5	1	4	22	7/46	12.2
Oakland	2	31	22	241	71.0	2	1	54	2/15	101.7
Philadelphia	2	33	18	304	54.5	4	3	64t	3/38	87.6
Pittsburgh	2	43	21	263	48.8	0	1	40	4/15	58.6
St. Louis	-	-	-	-	-	-	-	-	-	-
San Diego	3	87	60	781	69.0	5	3	34	7/45	101.7
San Francisco	2	49	21	214	42.9	1	2	55	3/17	45.8
Seattle	2	37	20	168	54.1	0	1	21	6/39	54.8
Tennessee	4	110	60	715	54.5	4	6	58t	9/47	64.0
Washington	4	85	43	469	50.6	4	3	46t	10/62	68.2
Totals	94	2,386	1,324	15,485	55.5	89	95	79t	201/1,344	71.2

1995

PASSING

W/L

Date	Opponent	P/S	Att	Com	Yds	Pct	TD	Int	LG	Sacked	W/L	Score
09/03	at Philadelphia	(S)	19	11	215	57.9	2	1	64t	1/13	W	21-6
09/10	at Cleveland	(S)	36	20	255	55.6	0	2	38	7/45	L	6-22
09/17	Chicago	(S)	27	11	149	40.7	0	4	20	2/7	L	6-25
09/24	Washington	(S)	18	13	136	72.2	1	0	20	2/13	W	14-6
10/01	at Carolina	(S)	12	3	55	25.0	0	0	31	1/7	W	20-13
10/08	Cincinnati	(S)	26	12	185	46.2	0	0	49	5/34	W	19-16
10/15	Minnesota	(S)	37	24	249	64.9	0	0	16	3/30	W	20-17
10/22	Atlanta	(S)	28	14	177	50.0	0	0	28	1/8	L	21-24
10/29	at Houston	(S)	23	10	82	43.5	0	3	22	3/21	L	7-19
11/12	at Detroit	(S)	13	8	142	61.5	0	1	37	3/21	L	24-27
11/19	Jacksonville	(S)	20	9	103	45.0	0	0	26	1/2	W	17-16
11/26	at Green Bay	(S)	48	27	312	58.3	0	0	26	4/29	L	13-35
12/03	at Minnesota	(S)	18	9	148	50.0	0	1	29	6/42	L	17-31
12/10	Green Bay	(S)	42	23	240	54.8	0	2	23	3/22	W	13-10
12/17	at Chicago	(S)	37	22	226	59.5	1	3	47	2/13	L	10-31
12/23	Detroit	(S)	11	8	100	72.7	0	1	36	3/24	L	10-37
1995	TOTALS	(16/16)	415	224	2,774	54.0	4	18	64t	47/331		*7-9

1996		PASSING								W/L		
Date	Opponent	P/S	Att	Com	Yds	Pct	TD	Int	LG	Sacked	W/L	Score
09/01	Green Bay	(S)	30	13	123	43.3	0	4	16	1/6	L	3-34
09/08	at Detroit	(S)	34	14	176	41.2	0	2	45	0/0	L	6-21
09/15	at Denver	(S)	30	12	200	40.0	1	1	40t	2/14	L	23-27
09/22	Seattle	(S)	26	15	118	57.7	0	1	21	2/12	L	13-17
09/29	Detroit	(S)	26	14	119	53.8	0	2	15	2/14	L	0-27
10/13	Minnesota	(S)	35	22	218	62.9	3	0	31t	1/10	W	24-13
10/20	at Arizona	(S)	35	22	229	62.9	0	0	24	1/11	L	9-13
10/27	at Green Bay	(S)	29	15	164	51.7	1	2	21	3/25	L	7-13
11/03	at Chicago	(S)	32	15	184	46.9	1	1	25	1/6	L	10-13
11/10	Oakland	(S)	29	20	192	69.0	2	1	24	2/5	W	20-17
11/17	at San Diego	(S)	40	30	327	75.0	0	1	34	1/3	W	25-17
11/24	New Orleans	(S)	34	20	253	58.8	1	0	30	1/2	W	13-7
12/01	at Carolina	(S)	41	23	236	56.1	0	2	29	4/30	L	0-24
12/08	Washington	(S)	15	8	112	53.3	1	0	33	3/20	W	24-10
12/15	at Minnesota	(S)	32	13	104	40.6	0	2	23	3/27	L	10-24
12/22	Chicago	(S)	14	11	104	78.6	2	0	17	1/12	W	34-19
1996	TOTALS		(16/16)	482	267	2,859	55.4	12	19	45	28/207	*6-10

1997		PASSING								W/L		
Date	Opponent	P/S	Att	Com	Yds	Pct	TD	Int	LG	Sacked	W/L	Score
08/31	San Francisco	(S)	26	14	169	53.8	1	1	55	2/9	W	13-6
09/07	at Detroit	(S)	24	12	115	50.0	1	0	18	3/16	W	24-17
09/14	at Minnesota	(S)	20	15	192	75.0	2	0	49	1/7	W	28-14
09/21	Miami	(S)	24	18	248	75.0	4	1	58	0/0	W	31-21
09/28	Arizona	(S)	24	12	110	50.0	2	1	31	3/22	W	19-18
10/05	at Green Bay	(S)	29	16	179	55.2	0	1	20	3/24	L	16-21
10/12	Detroit	(S)	31	17	237	54.8	1	2	59	3/20	L	9-27
10/26	Minnesota	(S)	29	15	188	51.7	1	0	30	3/11	L	6-10
11/02	at Indianapolis	(S)	25	16	164	64.0	3	0	27	3/14	W	31-28
11/09	at Atlanta	(S)	20	12	150	60.0	2	0	24	0/0	W	31-10
11/16	New England	(S)	29	21	209	72.4	1	0	25	1/7	W	27-7
11/23	at Chicago	(S)	33	19	247	57.6	1	0	39	2/10	L	7-13
11/30	at NY Giants	(S)	22	12	152	54.5	1	3	53	0/0	W	20-8
12/07	Green Bay	(S)	17	6	67	35.3	0	0	35	4/23	L	6-17
12/14	at NY Jets	(S)	15	2	38	13.3	0	2	22	3/25	L	0-31
12/21	Chicago	(S)	18	10	94	55.6	1	0	17	1/8	W	31-15
1997	TOTALS		(16/16)	386	217	2,555	56.2	21	11	59t	32/196	*10-6
12/28	Detroit	(S)	26	13	181	50.0	1	1	50	2/6	W	20-10
01/04	at Green Bay	(S)	36	11	200	30.6	0	2	52	2/27	L	7-21
1997	PLAYOFFS		(2/2)	62	24	381	38.7	1	3	52	4/33	*1-1

1998		PASSING								W/L		
Date	Opponent	P/S	Att	Com	Yds	Pct	TD	Int	LG	Sacked	W/L	Score
09/06	at Minnesota	(S)	25	17	207	68.0	1	0	29	0/0	L	7-31
09/13	at Green Bay	(S)	36	20	211	55.6	1	0	25	6/50	L	15-23
09/20	Chicago	(S)	18	12	147	66.7	2	0	44t	1/3	W	27-15
09/28	at Detroit	(S)	30	12	120	40.0	0	1	21	4/42	L	6-27
10/04	NY Giants	(S)	20	12	85	60.0	0	1	17	5/25	W	20-3
10/18	Carolina	(S)	31	21	219	67.7	1	1	29t	1/6	W	16-13
10/25	at New Orleans	(S)	44	20	186	45.5	0	2	26	1/6	L	3-9
11/01	Minnesota	(S)	22	11	132	50.0	1	0	17	0/0	W	27-24
11/08	Tennessee	(S)	38	20	294	52.6	2	1	58t	0/0	L	22-31
11/15	at Jacksonville	(S)	23	9	189	39.1	3	2	79t	2/8	L	24-29
11/22	Detroit	(S)	30	16	283	53.3	2	2	45	0/0	L	25-28
11/29	at Chicago	(S)	22	13	153	59.1	3	1	45t	0/0	W	31-17
12/07	Green Bay	(S)	22	9	181	40.9	2	1	64t	1/3	W	24-22
12/13	Pittsburgh	(S)	18	9	111	50.0	0	0	31	1/2	W	16-3
12/19	at Washington	(S)	34	14	100	41.2	1	2	13	3/13	L	16-20
12/27	at Cincinnati	(S)	16	10	111	62.5	2	1	50t	2/14	W	35-0
1998	TOTALS		(16/16)	429	225	2,729	52.4	21	15	79t	27/172	*8-8

1999		PASSING										W/L	
Date	Opponent	P/S	Att	Com	Yds	Pct	TD	Int	LG	Sacked	W/L	Score	
09/12	NY Giants	(S)	31	15	174	48.4	1	3	39	2/11	L	13-17	
09/19	at Philadelphia	(S)	14	7	89	50.0	2	2	19	2/25	W	19-5	
09/26	Denver	(S)	18	15	135	83.3	0	0	16	7/57	W	13-10	
10/03	at Minnesota	(S)	39	25	301	64.1	2	1	26	3/15	L	14-21	
10/10	at Green Bay	(S)	26	16	110	61.5	1	3	16	2/12	L	23-26	
10/24	Chicago	(S)	27	16	121	59.3	0	0	21	2/18	W	6-3	
10/31	at Detroit	(S)	Did Not Play										
11/07	at New Orleans	(S)	20	15	227	75.0	3	0	62t	1/2	W	31-16	
11/14	Kansas City	(S)	27	17	270	63.0	2	1	54	0/0	W	17-10	
11/21	Atlanta	(S)	31	15	142	48.4	0	1	47	3/22	W	19-10	
11/28	at Seattle	(S)	11	5	50	45.5	0	0	26	4/27	W	16-3	
12/06	Minnesota		Inactive										
12/12	Detroit		Inactive										
12/19	at Oakland		Inactive										
12/26	Green Bay		Inactive										
12/02	at Chicago		Inactive										
1999 TOTALS	(10/10)		244	146	1,619	59.8	11	11	62t	26/189	*7-3		
01/15	Washington		Inactive										
01/23	at St. Louis		Inactive										
1999 PLAYOFFS			Inactive										

2000		PASSING										W/L	
Date	Opponent	P/S	Att	Com	Yds	Pct	TD	Int	LG	Sacked	W/L	Score	
09/03	at Pittsburgh		Did Not Play										
09/10	Jacksonville		Did Not Play										
09/17	at Miami		Did Not Play										
09/24	Cincinnati		Did Not Play										
10/01	at Cleveland		Did Not Play										
10/08	at Jacksonville		Did Not Play										
10/15	at Washington		Did Not Play										
10/22	Tennessee	(P)	13	7	58	53.8	0	1	13	1/3	L	6-14	
10/29	Pittsburgh	(S)	25	12	152	48.0	0	1	40	3/13	L	6-9	
11/05	at Cincinnati	(S)	34	23	244	67.6	3	0	45	1/8	W	27-7	
11/12	Tennessee	(S)	36	23	281	63.9	2	1	46t	5/23	W	24-23	
11/19	Dallas	(S)	24	18	242	75.0	2	2	59t	2/13	W	27-0	
11/26	Cleveland	(S)	23	12	169	52.2	2	1	46t	0/0	W	44-7	
12/10	San Diego	(S)	24	16	187	66.7	2	2	28t	3/21	W	24-3	
12/17	at Arizona	(S)	22	12	70	54.5	0	1	21	4/33	W	13-7	
12/24	NY Jets	(S)	25	11	99	44.0	1	2	27	4/21	W	34-20	
2000 TOTALS	(9/8)		226	134	1,502	59.3	12	11	59t	23/135	*7-1		
12/31	Denver	(S)	14	9	130	64.3	0	1	58t	2/12	W	21-3	
01/07	at Tennessee	(S)	16	5	117	31.3	0	0	56	3/32	W	24-10	
01/14	at Oakland	(S)	18	9	190	50.0	1	1	96t	2/18	W	16-3	
01/21	NY GIANTS	(S)	25	12	153	48.0	1	0	44	3/20	W	34-7	
2000 PLAYOFFS	(4/4)		73	35	590	47.9	2	2	96t	10/82	*4-0		

2001		PASSING										W/L	
Date	Opponent	P/S	Att	Com	Yds	Pct	TD	Int	LG	Sacked	W/L	Score	
09/09	at Cleveland		Did Not Play										
09/23	Philadelphia		Did Not Play										
09/30	at Oakland	(P)	2	2	49	100.0	0	0	54	0/0	L	38-14	
10/07	Jacksonville	(S)	23	15	219	65.2	1	1	41	2/9	W	24-15	
10/14	Denver	(S)	18	12	110	66.7	0	0	20	2/17	W	34-21	
10/28	Miami		Did Not Play										
11/04	at Washington	(P)	18	8	121	44.4	1	1	46t	2/16	L	27-14	
11/11	Oakland		Did Not Play										
11/18	at Buffalo		Did Not Play										
11/25	at Kansas City		Did Not Play										
12/02	San Diego		Did Not Play										
12/09	at Denver		Did Not Play										
12/16	Dallas		Did Not Play										
12/23	at NY Giants		Did Not Play										
12/30	at San Diego	(S)	23	14	267	60.9	3	0	48t	3/21	W	25-22	
01/06	Kansas City	(S)	38	22	248	58.0	2	2	41	1/9	W	21-18	
2001 TOTALS	(6/4)		122	73	1,014	59.8	7	4	54	10/72	*4-0		
Career Totals	(94/90)		2,386	1,324	15,485	55.5	89	95	79t	201/1,344	*49-39		
Playoff Totals	(6/6)		135	59	971	43.7	3	5	96t	14/115	*5-1		

*Reflects games started only

Chad EATON



DEFENSIVE TACKLE

6-5 303

WASHINGTON STATE

7TH NFL SEASON

2ND SEAHAWKS SEASON

UFA 2001 (NE)

2001 GAMES/STARTS: 16/16

CAREER GAMES/STARTS: 81/60

APRIL 6, 1972 (PUYALLUP, WASH.)

90

2001: Started all 16 games in his first season with the Seahawks. Led all Seattle linemen with 57 tackles (44 solo). Also totaled one sack, two passes defended, one forced fumble and one fumble recovery. Key part of an improved Seahawks rushing defense that shaved 45.8 yards per game off of the 2000 average (second biggest turnaround in the NFL). Seattle allowed 153.4 yds/game in 2000 and just 107.6 yds/game in 2001. Defense allowed just four 100-yard rushers on the season. Tied season-high six tackles versus Jacksonville (10/7) and had a fumble recovery. Also had six tackles versus Oakland (11/11) including lone sack on the season, with a forced fumble. Posted six tackles again at Denver (12/9).

2001 COMMUNITY HIGHLIGHTS

After tossing the first pitch at one of the Mariners opening games, participated in the Seahawks Blood Drive and Bone Marrow Registration. Sent a heart-felt message to troops in Afghanistan via Circuit City's "Message from America" greetings program.

PRO: Signed with the Seahawks as a free agent March 9, 2001, after spending five seasons with the New England Patriots where he played in 65 games with 44 starts. Has 282 career tackles to go along with 15.0 sacks. An original seventh-round draft choice by the Arizona Cardinals in 1995, he was released following training camp and signed to the Cleveland Browns practice squad that season. **1995:** Activated off the Browns practice squad for the final two games of the season, but was listed among the team's inactives prior to each of the final two games of the season. **1996:** Activated from the Patriots' practice squad on November 28. Saw action in the final four regular season games and three playoff games. He contributed four tackles, including a sack and two passes defended. Added three tackles, including half

a sack, in the postseason. Made his NFL debut at San Diego (12/1), where he also recorded his first career tackle, a sack of quarterback Sean Salisbury. **1997:** Played in every game at defensive tackle and made his first career NFL start in the season finale at Miami (12/28).

Totalled 21 tackles, including a sack, and had three passes defended. His sack was one of three tackles at Indianapolis (9/7).

Posted a career-high six tackles and a pass defended versus Pittsburgh (12/13). Saw action in both playoff games providing a tackle in each contest. **1998:** Won the starting nose tackle job in training camp and started 14 of 15 games, missing just one game (at Buffalo 11/15) due to a thigh contusion. Finished ninth on the team with 69 total tackles, and second with six sacks. Forced his first career fumble and recovered another in consecutive weeks at Pittsburgh (12/6) and at St. Louis (12/13). Earned AFC Defensive Player of the Week honors for his performance at Pittsburgh (12/06) when he sacked the elusive Kordell Stewart for three sacks and



forced a fumble which resulted in a New England touchdown. First sack of the season came against the Kansas City Chiefs (10/11). He proceeded to register sacks in his next two contests versus the Jets (10/19) and at Miami (10/25). Was credited with his first blocked field goal on a Hohn Hall attempt versus the Jets. He led the team in tackles three times, including back-to-back games versus Buffalo (11/29) and at Pittsburgh (12/6). Closed out the regular season with a career-high 12 tackles versus the New York Jets (12/27). **1999:** Started every game at nose tackle and recorded 53 total tackles, including three sacks. Recovered a team-high three fumbles and forced another. Recorded one-and-a-half sacks versus Kansas City (10/10), the first of three consecutive games with at least one. Assisted on a sack versus Miami (10/17) and registered one sack versus Denver (10/24). Recorded a season-high seven tackles versus the New York Jets. Returned a fumble 30 yards versus Buffalo (12/26) leading to the Patriots only touchdown. Returned a fumble 23 yards for first-career touchdown the following week in the season finale versus the Ravens. **2000:** Started 13 games and played in 14 at nose tackle for the Patriots. Was inactive versus the New York Jets (10/15) and at Indianapolis (10/22) with a leg injury. The Patriots defense did not allow a 100-yard rusher with him in the lineup. Finished the season with 78 tackles (61 solo), three sacks, three passes defended and a forced fumble. Set a career high with 12 tack-

les at Chicago (12/10) sharing a team high. Earned NFL Special Teams Player of the Week at Buffalo (12/17) after leading the team and tying a career high with 12 tackles, blocking two field goals, including a potential game-winner in overtime, and sacking Doug Flutie one-and-a-half times.

COLLEGE: Started 23 of 35 games at Washington State (1991-94) and totaled 146 tackles (104 solo), including 11.5 sacks for 80 yards while recovering three fumbles. Earned first-team All-Pac 10 honors after starting every game and totaling 69 tackles and 4.5 sacks as a senior. Deflected two passes and blocked two kicks. Earned second-team all-conference honors as a junior. Started every game and totaled 62 tackles and six sacks for the Cougars. Recovered a pair of fumbles and batted down a pass. Played in every game, but did not start as a sophomore. Finished that season with 15 tackles and one sack. Redshirted as a freshman.

PERSONAL: Earned first-team all-state honors as a two-way lineman at Rogers High in Puyallup, Wash. Selected as Prep Lineman of the Year by the Washington State Sportswriters Association as a senior. Earned league Most Valuable Offensive and Defensive Lineman accolades. Was a blue chip selection by the Seattle Times and the Tacoma News Tribune. Chad and his wife, Tina, live in Kirkland and have a son, Daniel (4/2/98) and daughter, Adrienne (5/19/01).

EATON'S NFL RECORD

Club	G/S	Tackles			Sacks		Interceptions			LG	TD	PD	FF	FR
		Tkl	So	Ast	QB	Yds	No	Yds	Avg					
1995 Cleveland		Practice Squad												
1996 Patriots	4/0	4	3	1	1.0	4.0	0	0	0.0	0	0	2	0	0
1997 Patriots	16/1	21	13	8	1.0	4.0	0	0	0.0	0	0	3	0	0
1998 Patriots	15/14	69	50	19	6.0	22.0	0	0	0.0	0	0	4	1	1
1999 Patriots	16/16	53	40	13	3.0	10.5	0	0	0.0	0	0	0	1	3
2000 Patriots	14/13	78	61	17	3.0	19.0	0	0	0.0	0	0	3	1	0
2001 Seattle	16/16	57	44	13	1.0	4.0	0	0	0.0	0	0	2	1	1
NFL TOTALS	81/60	282	211	71	15.0	63.5	0	0	0.0	0	0	14	4	5

POSTSEASON

Club	G/S	Tackles			Sacks		For Loss			Interceptions				
		Tkl	So	Ast	QB	Yds	No	Yds	Avg	LG	TD	PD	FF	FR
1996 Patriots	3/0	3	2	1	0.5	4.0	0.0	0	0.0	0	0	0	0	0
1997 Patriots	2/0	2	1	1	0.0	0.0	0	0	0.0	0	0	0	0	0
1998 Patriots	1/1	2	2	0	0.0	0.0	0	0	0.0	0	0	0	0	0
NFL TOTALS	6/1	7	5	2	0.5	4.0	0	0	0.0	0	0	0	0	0


SINGLE GAME HIGHS

Tackles: 12, 3 Times (Last at Buffalo 12/17/00)
Sacks: 3.0, at Pittsburgh (12/6/98)
Interceptions: None
Forced Fumbles: 1, 4 Times (Last vs. Oakland 11/11/01)
Fumble Recoveries: 1, 5 Times (Last vs. Jacksonville 10/7/01)
Blocked Field Goals: 2, at Buffalo (12/17/00)

ADDITIONAL STATISTICS

Blocked Field Goals: 1998 (New England) - 1; 2000 (New England) - 2; Career - 3.

Bobby ENGRAM



WIDE RECEIVER

5-10 188

PENN STATE

7TH NFL SEASON

2ND SEAHAWKS SEASON

FREE AGENT 2001 (CHI) 2001

GAMES/STARTS: 16/4

CAREER GAMES/STARTS: 78/50

JANUARY 7, 1973 (CAMDEN, S.C.)

84

2001: Served as third receiver in first season with Seattle playing in all 16 games, starting four. Finished the season with 29 receptions and 400 yards. Twenty receptions came on third down yielding 17 first downs. Returned six punts for 96 yards (16.0 avg.) when Charlie Rogers was injured (toe). Started games when team opened in three-wide set versus Jacksonville (10/7), San Diego (12/2), at New York Giants (12/23) and at San Diego (12/30). Had season-highs with five receptions for 71 yards versus Jacksonville. Ended a streak of 69 consecutive games with at least one reception versus Dallas (12/16), a streak that dated back to 1996, six games into his rookie season.

2001 COMMUNITY HIGHLIGHTS

Teamed with Brock Huard and two players from the New Orleans Saints for a Starbright World Videoconference, an online network that connects over 80 children's hospitals, and allows children in each city to connect and play games with each other.

PRO: Signed a one-year contract with the Seahawks August 30, 2001, following five seasons with the Chicago Bears. Re-signed with Seattle February 28, 2002. Climbed into seventh on Chicago's all-time receptions list with 246 catches. Shattered career-high with team-leading 88 receptions in 1999, the second-highest single-season total in Bears history. Led Bears with 64 receptions in 1998. Moved into starting role in second year with Chicago. Best rookie season for a Bear wide receiver in catches, yards and touchdowns since Willie Gault (1983). **1996:** Finished second in touchdowns with six behind Curtis Conway (seven). Caught 33 passes (fourth) for 389 yards (third) as Bears third wide receiver. Returned 31 punts averaging 9.1 yards per attempt. His 19 fair catches were third-most in team history for a season. Led team with 23.2 yard average on 25 kickoff returns (580 yards). Started two games (at Detroit 9/22; at Tampa 12/22). Caught first NFL pass for 7 yards versus Dallas (9/2) in season opener. Had two catches for 11 yards and first NFL touchdown versus

Minnesota (9/15) and fair caught six punts for a Bears single-game record. Had three catches for 39 yards in first career start at Detroit (9/22) while recording season-highs with five punt returns for 52 yards. Caught five passes for 57 yards at Kansas City (11/17). **1997:** Bears' leading receiver for first ten weeks of season before suffering ankle injury, costing him five weeks. Finished fourth in receptions with 45 for 399 yards. Led team in catches in five of first seven games. Caught six passes for 63 yards and a touchdown versus Minnesota (9/7). Led team with six catches for 59 yards versus New Orleans (10/5). Caught eight passes for 63 yards and a touchdown in overtime win at Miami (10/27). Injured right ankle in second quarter at Minnesota (11/9). Missed weeks 11-15 and returned to starting lineup at Tampa (12/1) and caught two passes for 12 yards. **1998:** Led Bears with 64 catches and 987 yards. Led team with five touchdowns. Only Bear to catch a pass in every game. Eclipsed 100 yards receiving in three games. Led Bears with 74 yards receiving, including 54-yard touchdown catch, on four receptions at Pittsburgh (9/13). Led Chicago with 123 yards receiving and two touchdowns versus Minnesota (9/27). Totaled 142 yards, including career-long 79-yard touchdown catch at Arizona (10/11). Led Bears with four catches for 74 yards at Detroit (11/15). Hauled in nine passes for 140 yards and a touchdown at Minnesota (12/6). **1999:** Played in all 16 games for the third time in his career, starting 14. Increased total receptions for fourth straight season, compiling career-best and team-leading 88 catches for 947 yards and four touchdowns. Total receptions ranked third in NFC (7th NFL). Recorded two 100-yard receiving games. Opened season by catching six passes for 53 yards versus Kansas City (9/12). Hauled in seven passes for 65 yards at Washington (10/312). Led team with six catches for 48 yards at Green Bay (11/7), including game-winning touchdown reception. Collected team-best eight receptions for 121 yards at San Diego (11/21). Posted 10 catches for 94 yards and a touchdown versus Detroit (12/19).

Exploded for career-high 13 receptions and 143 yards at St. Louis (12/26), including two touchdowns. **2000:** Moved into seventh on all-time Chicago receiving chart, but had season ended prematurely by knee injury in the third game of the season. Was on pace to approach career-best numbers from the previous season with 16 catches for 109 yards through two and a half games. Led team in season-opener at Minnesota (9/3) with eight catches for 61 yards with a long of 25. Team's leading receiver at Tampa Bay (9/10) with four receptions. Caught four passes for 38 yards in the first half versus New York Giants (9/17) before suffering a torn anterior cruciate ligament in his right knee. Injury ended personal streak of 36 consecutive games with at least one pass reception, the third-longest streak in Bears history. Placed on injured reserve (9/19) and had successful reconstructive knee surgery (10/12).

COLLEGE: Set school records with 167 career receptions for 3,026 yards and 31 touchdowns, topping marks of O.J. McDuffie (125 catches) and Kenny Jackson (2,006 and 25 TDs). His 786 career punt return yards ranked second in school annals to McDuffie's 1,059. Gained 4,043 all-purpose yards, joining Blair Thomas (4,512) and Curt Warner (4,982) as only Nittany Lions to gain 4,000+ yards. Second-team All-America by UPI and *Football News*; third team by AP senior season. All-Big Ten first team selection.

Finalist for Fred Biletnikoff Award, given to top receiver in nation. Ranked 10th in country, averaging 98.5 yards per game. Gained 1,084 yards, breaking own single-season yardage record. His 63 receptions tied McDuffie's record set in 1992. Averaged 9.8 yards on 19 punt returns and 18.8 yards on five carries from scrimmage. *Football News* second-team All-American after junior year. First team all-Big Ten choice. Led team with 52 receptions for 1,029 yards and seven touchdowns. AP third-team All America as a sophomore. Consensus All-Big Ten first team. Led team in receiving, punt returns and all-purpose yards. Third in Big Ten with 79.4 yard average. Second in conference and ninth in nation with 12.2 average on 33 punt returns. Caught 48 passes for 18.2 average and 13 touchdowns (school single-season record). Set school mark with five 100-yard receiving games. Big Ten Offensive Player of the Week versus Minnesota in season opener with eight catches for 165 yards and four touchdowns. Four touchdown catches in one game was PSU single-game record. Did not play in 1992, sat out school in fall semester. One of two true freshmen to earn letter while playing in every game.

PERSONAL: Three-time all-state selection at Camden (S.C.) High School. Exercise and sport science major. Married, Deanna, with daughter Bobbi (6/1/98) and son Dean (2/5/2000).

ENGRAM'S NFL RECORD

Club	G/S	Receiving				LG	TD	Rushing			
		No	Yds	Avg	LG			Att	Yds	Avg	TD
1996 Chicago	16/2	33	389	11.8	24	6	0	0	0.0	0	
1997 Chicago	11/11	45	399	8.9	23	2	0	0	0.0	0	
1998 Chicago	16/16	64	987	15.4	79t	5	1	3	3.0	0	
1999 Chicago	16/14	88	947	10.8	56	4	2	11	5.5	0	
2000 Chicago	3/3	16	109	6.8	25	0	0	0	0.0	0	
2001 Seattle	16/4	29	400	13.8	31	0	0	0	0.0	0	
NFL TOTALS	78/50	272	3,281	12.1	79t	17	3	14	4.7	0	

Club	Punt Returns					Kickoff Returns				
	No	Yds	Avg	LG	TD	No	Yds	Avg	LG	TD
1996 Chicago	31	282	9.1	34	0	25	580	23.2	45	0
1997 Chicago	1	4	4.0	4	0	2	27	13.5	20	0
2001 Seattle	6	96	16.0	27	0	1	6	6.0	6	0
NFL TOTALS	38	382	10.1	34	0	28	613	21.9	45	0

SINGLE GAME HIGHS

Most Receptions: 13, at St. Louis 12/26/99
Most Yards: 143, at St. Louis 12/26/99

Longest Reception: 79t, at Arizona 10/11/98
Most Touchdowns: 2, 2 Times (Last at St. Louis 12/28/99)

Doug EVANS



CORNERBACK

6-1 188

LOUISIANA TECH

10TH NFL SEASON

1ST SEAHAWKS SEASON

UFA-2002 (CAROLINA)

2001 GAMES/STARTS: 16/16

CAREER GAMES/STARTS: 136/117

MAY 13, 1970 (HAYNESVILLE, LA.)

33

2001: Started 16 games at right cornerback for the Carolina Panthers and established a team record (tied for third in the NFL) with a career-high eight interceptions. Set Panthers mark with interceptions in six consecutive games, a streak that tied for the third longest in NFL history and was the longest in the League since Barry Wilburn established the feat with Washington in 1987. In addition to leading team in interceptions, finished third on team with 83 tackles. Also recorded 14 passes defended and forced a fumble. Returned one interception for a score at San Francisco (10/7). Interception return yards (126) also set team record, surpassing the previous Panther mark of 116 established by Jimmie Hitchcock in 2000. Posted season high 10 total tackles at New Orleans (10/2).

2001 COMMUNITY HIGHLIGHTS

Has worked with the Make-a-Wish Foundation of Chicago, and has filmed PSAs in support of the organization.

PRO: An original sixth-round selection (141st overall) by the Green Bay Packers in 1992 and played for Mike Holmgren from 1993-97. Has started 117 of 136 career games played and collected 603 tackles and 26 interceptions. Signed with Carolina February 18, 1998, as an unrestricted free agent where he started at right cornerback all four seasons. Signed with Seattle April 10, 2002. **2000:** Started all 16 games for the fourth time in his career and finished third among defensive backs with 97 tackles, the second highest total of his career and the most since he joined the Panthers. Led the defense and established a team record with a career-high five fumble recoveries, tied for the team lead with 18 passes defended, registered two interceptions and forced two fumbles. In an ESPN Sunday Night victory at St. Louis (11/5), contributed to both of the defense's takeaways with a fumble recovery followed in the fourth quarter by a forced fumble and fumble recovery against the Rams Isaac Bruce that led to Carolina's game-tying touchdown. Two fumble recoveries tied a team single-game record shared with Mike Minter, while his

six tackles and pass defended were part of a defensive effort that ended the Rams NFL-record streak of 14 consecutive games with at least 30 points. The next game versus St. Louis (12/5), had a hand in two of the defense's team record seven turnovers, garnering his fifth fumble recovery of the season, surpassing the single-season team record of four set by Sam Mills in 1995, and an interception along with four stops and a pass defended in a 16-3 victory that ended the Rams NFL-record streak of 28 straight games with at least 20 points. His touchdown return of a blocked field goal versus San Diego (12/17) was the first in team history. **1999:** Started all 16 games and posted a team-high 14 passes defended in addition to 66 tackles, two interceptions and a forced fumble. He led the secondary with 10 tackles versus Jacksonville (9/19) and produced six tackles, two passes defended and a key forced fumble with the 49ers in Carolina territory at San Francisco (10/17). **1998:** Had a season of much promise derailed by injury with torn ligaments in his left thumb limiting his effectiveness while a mid-season shoulder separation ended his year after nine games. Despite wearing a cast for seven games, still managed two interceptions in addition to 42 tackles, nine passes defended and a special teams tackle. Began the season with an interception versus Atlanta (9/6) with no return in addition to three tackles. A seven-tackle day versus Green Bay (9/27) was cut short by torn ligaments in his left thumb. Forced to wear a bulky and cumbersome cast on his left hand (Doug is left-handed). Played as a substitute at Atlanta (10/4) and at Dallas (10/11) before returning to the starting lineup, with the cast, at Tampa Bay (10/18). In that game against the Buccaneers, in addition to seven tackles, had a remarkable interception of Trent Dilfer with a return of 18 yards, snaring the pass one-handed and cradling it into his body. At San Francisco (11/8), made four tackles before exiting the game with a separated right shoulder, ironically injured in an effort to protect the ligaments on his left hand on a diving play downfield. He was placed on injured reserve (11/10) where he remained for

the balance of the season. **1997:** Started 15 regular season and three playoff games for the Packers, including Super Bowl XXXII. Missed the first game of his professional career at Detroit (9/28) with a pulled hamstring, ending a string of 68 straight games played along with 51 consecutive starts. He finished second on the team with 11 passes defended, fifth with 76 tackles and third in interceptions with three to go along with two forced fumbles and a sack. Provided the turning point in a season-opening win versus Chicago (9/1) when, trailing 8-3 in the second quarter, he intercepted Erik Kramer and returned it 27 yards to the Bears one-yard line, setting up a Green Bay touchdown on the next play in a 38-24 victory. **1996:** Second-leading interceptor for the Packers, snaring five picks in 16 starts. He also recorded 68 tackles, three sacks, a forced fumble and a fumble recovery. Recorded an interception versus Philadelphia (9/9) and at Seattle (9/29), returning a Rick Mirer pass 63 yards for the longest return of his career; he also recorded interceptions at Chicago (10/6), versus Tampa Bay (10/27), and scored a touchdown on a 32-yard interception return at St. Louis (11/24). Started all three of Green Bay's playoff games, recording a sack versus San Francisco in the NFC Divisional Playoff (1/4), six tackles and a forced fumble versus Carolina in the NFC Championship (1/12), and three tackles and an interception versus New England in Super Bowl XXXI (1/26). **1995:** Doug started all 16 games at right cornerback for the first time in his career and recorded his first 100-tackle season as a pro, finishing third on the Packers with 100 stops in addition to setting an unofficial Packers record for passes defended in a season with 27. Recorded two interceptions, both versus Minnesota (10/22). Posted a career-best 12 tackles at Dallas (10/8) and recorded a sack at Chicago (9/11). Started all three of the Packers playoff contests, recording an interception versus

Atlanta (12/31) in a wild card game. **1994:** Started 15 games for the Packers at right cornerback, moving into the starting lineup for the second game of the season, versus Miami (9/11). Tallied first career sack versus Tampa Bay (9/25) and his only interception of the season versus Atlanta (12/18). **1993:** Playing in all 16 games as a defensive reserve and on special teams, finished second on the Packers with 14 special teams tackles in addition to 13 defensive stops. Blocked a Nick Lowery field goal at Kansas City (11/8) while his first NFL interception came at Chicago (12/5) when he stole a Jim Harbaugh pass. Was a reserve in both Packers playoff games, making one stop in the NFC Divisional Playoff at Dallas (1/16).

COLLEGE: Was a three-year starter and a four-time letterman at Louisiana Tech, recording 292 tackles (159 solo), 5.5 sacks, six interceptions, five fumble recoveries, a forced fumble and 12 passes defended during his four seasons. He began his college career at outside linebacker, moving to strong safety as a sophomore before moving to the rover position as a junior and senior. Earned All-South Independent honors his final two seasons and finished second on the team in tackles as a senior with 84 and as a junior with 91. He red-shirted his true freshman year (1988).

PERSONAL: An all-state and all-district selection in football at Haynesville (LA) HS, Doug was also named an academic all-state performer while playing on two state championship football teams. In addition to earning three letters in football, Doug also earned two in track and one in basketball. His high school retired his jersey (number 11) in February 1997. Doug's brother, Bobby, has had two stints as a safety for the Winipeg Blue Bombers, split up by one year (1995) when he played for the CFL's Shreveport Pirates.

EVANS' NFL RECORD

Club	G/S	Tackles			Sacks		Interceptions			LG	TD	PD	FF	FR
		Tkl	So	Ast	QB	Yds	No	Yds	Avg					
1993 Green Bay	16/0	13	11	2	0.0	0.0	1	0	0.0	0	0	3	1	1
1994 Green Bay	16/15	58	46	12	1.0	0.0	1	0	0.0	0	0	15	3	1
1995 Green Bay	16/16	100	80	20	1.0	9.0	2	24	12.0	24	0	27	1	0
1996 Green Bay	16/16	68	56	12	3.0	25.0	5	102	20.4	63t	1	16	1	1
1997 Green Bay	15/15	76	66	10	1.0	6.0	3	33	11.0	27	0	11	2	0
1998 Carolina	9/7	42	33	9	0.0	0.0	2	18	9.0	18	0	9	0	0
1999 Carolina	16/16	66	53	13	0.0	0.0	2	1	0.5	1	0	14	1	0
2000 Carolina	16/16	97	77	20	0.0	0.0	2	17	8.5	17	1	18	2	6
2001 Carolina	16/16	83	59	24	0.0	0.0	8	126	15.8	49	1	14	1	0
NFL TOTALS	136/117	603	481	122	6.0	4.0	26	321	12.3	63t	3	127	12	9

SINGLE GAME HIGHS

Tackles: 12, 2 Times, (Last at Indy 11/16/97)

Sacks: 2, vs. Denver (12/8/96)

Interceptions: 2, vs. Minnesota (10/22/95)

Forced Fumbles: 1, 12 times, (Last at Minn. 9/9/01)

Fumble Recoveries: 2, at St. Louis (11/5/00)

Blocked FG: 1, at Kansas City (11/8/93)

POSTSEASON

Club	G/S	Tackles			Sacks			Interceptions			LG	TD	PD	FF	FR
		Tkl	So	Ast	QB	Yds	No	Yds	Avg						
1993 Green Bay	2/0	1	1	0	0.0	0	0	0	0.0	0	0	0	0	0	
1994 Green Bay	2/2	10	8	2	0.0	0	0	0	0.0	0	0	2	0	0	
1995 Green Bay	3/3	15	13	2	0.0	0	1	0	0.0	0	0	6	0	0	
1996 Green Bay	3/3	12	9	3	1.0	5	1	0	0.0	0	1	1	0	0	
1997 Green Bay	3/3	11	9	2	0.0	0	0	0	0.0	0	0	3	0	0	
NFL TOTALS	13/13	49	40	9	1.0	5	2	0	0.0	0	0	12	1	0	

ADDITIONAL STATISTICS

Special Team Tackles: 1993 (14); 1994 (2); 1995 (2); 1996 (6); 1998 (1); Career Totals: 25
Blocked FG: 1993 (1) Punt Returns: 1995 (1-0)

Heath EVANS



FULLBACK

6-0 252

AUBURN

2ND NFL SEASON

2ND SEAHAWKS SEASON

3RD ROUND 2001

2001 GAMES/STARTS: 16/0

CAREER GAMES/STARTS: 16/0

DEC. 30, 1978 (W. PALM BEACH, FLA.)

44

2001: Played in all 16 games, predominately on special teams totaling five tackles. Saw action at fullback in three games versus San Diego (12/2), Dallas (12/16) and Kansas City (1/6/02) and had two rushes for 11 yards. Returned three kickoffs for 40 yards. Had a 49-yard kickoff return at Buffalo (11/18) called back due to a holding call.

2001 COMMUNITY HIGHLIGHTS

Attended movie premiere of *Jimmy Neutron* with members of the Boys and Girls Clubs of King County.

PRO: Selected in the third round (82nd overall) of the 2001 NFL Draft. The first fullback selected by Seattle since Reggie Brown in 1996, and fourth highest selection used on the position.

COLLEGE: Despite seeing action mostly as a blocker, managed to gain 626 yards on 149 carries with six touchdowns and 354 yards with a score on 30 receptions. Started 16 of 28 games played for Auburn in three seasons. Played in 12 games, starting eight at fullback as a junior. Collected 260 yards with a pair of touchdowns on 42 carries (6.2 avg.) and

caught 15 passes for 107 yards. Gained a season-high 69 yards on eight carries, caught four passes for 45 yards in the SEC Championship Game versus Florida. Closed out his career versus Michigan in the Citrus Bowl with four receptions for 51 yards and three rushes for 16 yards. Played in every game starting four as a sophomore, while leading the team with 93 carries for 330 yards and a pair of touchdowns. Gained 96 yards on eight catches. Closed out the season versus Alabama with a career-high 83 yards on 21 carries with an 18-yard reception. As a freshman, started at fullback in the team's first three games. Finished with 14 carries for 36 yards and a pair of touchdowns and caught seven passes for 151 yards and a score. Scored his first career touchdown on a 1-yard run versus Mississippi, finishing with 28 yards on six attempts and 38 yards on a pair of catches.

PERSONAL: Two-time All State selection as a tailback at The King Academy (Miami, Fla.). Rushed for 2,294 yards and 39 touchdowns as a senior. Also lettered in basketball.

H. EVANS' NFL RECORD

Club	G/S	Att	Rushing			LG	TD	Receiving				
			Yds	Avg	LG			TD	No	Yds	Avg	LG
2001 Seattle	16/0	2	11	5.5	7	0	0	0	0.0	0	0	0
NFL TOTALS	16/0	2	11	5.5	7	0	0	0	0.0	0	0	0

ADDITIONAL STATISTICS

Special Team Tackles: 2001 -5 Career Totals: 5
Kickoff Returns: Returned three for 40 yards (13.3 avg.)

Jeff FEAGLES



PUNTER

6-1 211

MIAMI

15TH NFL SEASON

5TH SEAHAWKS SEASON

UFA 1998 (AZ)

2001 GAMES/STARTS: 16/0

CAREER GAMES/STARTS: 224/0

MARCH 7, 1966 (ANAHEIM, CALIF.)

10

2001: Average (43.9) was fourth in the NFL. Net average of 36.4 was fifth in the AFC while placing 26 of 85 punts inside the 20 with only seven touchbacks. Marked the 12th consecutive season with at least 20 punts downed inside the 20. Selected as a first-alternate to the AFC Pro Bowl squad, but did not make the trip to Hawaii. Had season-long punt of 68 yards in opener at Cleveland (9/9). Had season-high 10 punts versus Philadelphia (9/23). Had season-high average (49.3) and net average (47.3) at Buffalo (11/18) on four punts. Had four punts downed inside the 20 with one touchback at Kansas City (11/25). Had three punts downed inside the 20 on four punts versus Dallas (12/16) and had the other go for a safety as LB Tim Terry forced a fumble out of the endzone. Tied a career-high with six punts downed inside the 20 the following week at New York Giants (12/23) capping a three-game stretch in which he had 11 of 16 punts downed inside the 20.

2001 COMMUNITY HIGHLIGHTS

Played in the Detlef Schrempf Celebrity Golf Classic at McCormick Woods. Member of the Muscular Dystrophy Association of Arizona executive board. Hosts a golf tournament in Phoenix each offseason to benefit the MDA.

PRO: Veteran punter who has averaged better than 25 punts inside the opponents' 20-yard line in each of his 14 seasons. He is the NFL's all-time leader in that category with 354 since it became an official statistic in 1976. Has led the NFC in that category four times (1991, '92, '93, '94). Has not missed a game since he entered the league with New England in 1988. His 224 consecutive games played is the most in NFL history by a punter. Is one of only 10 punters in history to record at least 1,000 punts and play in 200 games. Selected to the NFC Pro Bowl team after the 1995 sea-

son. Originally entered the NFL as a free agent with New England in 1988. Joined the Philadelphia Eagles via waivers (6/5/90). Signed with Arizona as an unrestricted free agent (3/2/94), where he played until signing with Seattle (3/4/98). **1988:** Earned All-Rookie honors after handling the punting duties for the Patriots. Finished third in the AFC with 24 Inside 20s. Had the league's longest punt, a 74-yarder versus Indianapolis (10/2). **1989:** Recorded just two touchbacks which were the fewest in the NFL among punters with at least 60 boots. **1990:** Signed by Philadelphia (6/5) off waivers. Also served as the team's placement holder. Had three punts over 50 yards at Washington (10/21). Had a 39.1-yard average on seven punts in playoff loss to Washington (1/5/91). **1991:** Led the NFL with 29 punts downed inside the 20. Registered a career-long 77-yard punt at Dallas (9/15). Awarded a game ball after booting a 61-yarder late in the game at Cleveland (11/10) that was fumbled inside the end zone to help set-up the Eagles' winning score. Designated the team's emergency quarterback for two games while Jim McMahon was sidelined with an injury. **1992:** Led the NFC with 26 punts Inside 20. Recorded a career-best 52.8-yard average in a victory over Dallas (10/5). Punted in both playoff games. **1993:** Led the NFL with 31 punts downed inside the 20. Rushed one time on a fake field goal in which he had lined up as the holder, gaining 6 yards, but short of the first down versus the Giants (11/21). **1994:** Signed with the Cardinals as a free agent (3/2). Led the NFC and established a team record with 33 punts downed inside the 20. Earned All-Pro mention by USA Today. **1995:** Led the NFC with a 38.2-yard net average and earned his first trip to the Pro Bowl. Had four punts

VETERANS

inside the 20 in 20-14 overtime victory over Seattle (10/29). Earned NFC Special Teams Player of the Week for his 48.3-yard average in a 40-37 overtime victory against Atlanta (11/26). **1996:** Had four punts downed inside the 20 at the Giants (11/3). **1997:** Played in all 16 games for the Arizona Cardinals. Finished fourth in the NFC with a 44.3-yard average. Recorded 24 inside the 20, including five games with three each. Had a 51.0-yard average on seven punts versus Washington (12/7). **1998:** Tied the third highest average in Seahawks history averaging 44.1 yards on 81 punts. Placed 27 kicks inside the 20, also the third highest total in team history and most since 1994. Had five games with three punts inside the 20. Averaged a season-high 49.6 yards on nine punts in the Kingdome versus Denver (10/11). Punted the ball 10 times versus Oakland (11/15) including a season-long 59-yard kick. **1999:** Posted a Seahawks record 34 punts inside the 20-yard line, the third highest total in the NFL in 1999. Moved into third place on the Seahawks all-time list with 61 punts inside the 20 during his two-year Seattle career. Named AFC Special Teams Player of the Month for December, when he had 11 of 25 punts downed inside the 20, including six versus the Kansas City Chiefs (12/26), which tied a team mark. Led the NFL with 40.5 percent (34 of 84) of his punts downed inside the 20. Averaged 47.7 yards on six kicks in season opener versus Detroit (9/12). Boomed a 55-yard punt in closing minute versus Oakland (10/3), backing Raiders to their own 13-yard line to help preserve the victory. Punted five times at Kansas City (11/21) for a 45.0 average and a season-long 59-yarder. Had season-high 49.3-yard average on three

punts versus San Diego (12/12). Punted seven times for 47.9-yard average with two placed inside the 20-yard line in playoff game versus Miami (1/9/00). **2000:** Became one of only 10 punters in NFL history to record at least 1,000 punts and play in 200 games. In the season finale versus Buffalo (12/23) passed Ray Guy for most consecutive games played by a punter with 208. Net average led the NFL most of the season, but that dipped versus the Raiders (12/16) when he had his first punt blocked since 1997 while with Arizona, and just the seventh time in his career. Finished fourth in the AFC (6th NFL) with a 36.9 net average. His ratio of punts inside the 20 to touchbacks led the NFL. He placed 24 punts inside the 20 and had only two touchbacks. Two touchbacks tied the fewest of his career. Punted six times and put four inside the 20 versus San Diego (11/5). Ten of his final 14 punts of the season landed inside the 20, including three of three versus Buffalo (12/23). Served as the emergency quarterback four games.

HONORS: **1994,** *All-Pro (USA Today)*, **1995,** *NFC Pro Bowl, NFC Special Teams Player of the Week (11/26)*; **1999,** *AFC Player of the Month (December)*

COLLEGE: Three-year punter at Miami, including a 40.8-yard average as a senior on the Hurricanes' 11-0 National Championship team in 1987. Transferred to Miami after one season at Scottsdale Community College in the Phoenix, Arizona, area.

PERSONAL: Six-time letterman in football, basketball and baseball at Gerard High in Phoenix. Lives in Sammamish, Wash., with his wife, Michelle, and sons Christopher (12/18/90), Blake (12/28/93), Trevor (4/17/97) and Zachary (8/12/00).

HAWK NOTES

NFL'S ALL-TIME LEADERS IN PUNTS DOWNED INSIDE THE 20

Jeff Feagles	354
Sean Landeta	330
Regie Roby	298
Rich Camarillo	279
Rohn Stark	272

FEAGLES' NFL RECORD

Punting

Club	G/S	No	Yds	Avg	Net	TB	In20	LG	BL
1988 New England	16/0	91	3,482	38.3	34.1	8	24	74	0
1989 New England	16/0	63	2,392	38.0	31.3	2	13	64	1
1990 Philadelphia	16/0	72	3,026	42.0	35.5	3	20	60	2
1991 Philadelphia	16/0	87	3,640	41.8	34.0	11	29	77	1
1992 Philadelphia	16/0	82	3,459	42.2	36.9	7	26	68	0
1993 Philadelphia	16/0	83	3,323	40.0	35.3	4	31	60	0
1994 Arizona	16/0	98	3,997	40.8	36.0	10	33	54	0
1995 Arizona	16/0	72	3,150	43.8	38.2	8	20	60	0
1996 Arizona	16/0	76	3,328	43.8	36.4	6	23	68	1
1997 Arizona	16/0	91	4,028	44.3	40.8	10	24	61	1
1998 Seattle	16/0	81	3,570	44.1	36.5	12	27	59	0
1999 Seattle	16/0	84	3,425	40.8	35.2	5	34	59	0
2000 Seattle	16/0	74	2,960	40.0	36.9	2	24	57	1
2001 Seattle	16/0	85	3,730	43.9	36.4	7	26	68	1
NFL TOTALS	224/0	1,139	47,510	41.7	35.7	95	354	77	8

SINGLE GAME HIGHS

Punts: 10, 3 Times (Last vs. Philadelphia 9/23/01)

Average: 52.8, vs. Dallas (10/5/92)

Longest Punt: 77, at Dallas (9/15/91)

Net Average: 49.3, vs. San Diego (12/12/99)

Inside 20: 6, 2 Times (Last vs. NY Giants 12/23/01)

Blocked Punts: 1, 8 Times (Last vs. KC 1/6/02)

HAWK NOTES

Seattle has intercepted their opponents 85 times since the beginning of the 1998 season (64 games). That number is tied for fourth in the NFL to Miami's 92 and the New York Jets' and Tampa Bay's 86 over that same span.

INTERCEPTION LEADERS SINCE 1998

	<u>Team</u>	<u>Interceptions</u>
1.	Miami	92
2.	NY Jets	86
	Tampa Bay	86
4.	SEATTLE	85
	St. Louis	85

The Seahawks have been one of the most aggressive defenses since 1998, when it comes to taking the ball away from their opponents. Seattle is fifth in takeaways with 134. The New York Jets and Carolina Panthers lead with 138.

MOST TOTAL TAKEAWAYS SINCE 1998

	<u>Team</u>	<u>Total</u>	<u>Interceptions</u>	<u>Fumble Recoveries</u>
1.	Carolina	138	75	63
	NY Jets	138	86	52
3.	Denver	137	83	54
	Tampa Bay	137	86	51
5.	Seattle	134	85	49
6.	New Orleans	130	75	55

PERSONAL: *USA Today* and *Scholastic Coach* All-American selection, adding *Blue Chip Illustrated* Dream Team and *Atlanta Journal-Constitution* Top 50 honors at Concord (NC) High School. Twice named Conference Player of the Year. Rushed for 1,766 yards with 22 touchdowns on 213 carries (8.3

avg.) as a senior. Set school records with 1,755 yards rushing as a junior and 309 yards versus West Rowan High School. Sister, Kim Graham, won an Olympic gold medal in the 4x4 1,600 meter relay in Atlanta. Full name is Herman Jason Graham.

GRAHAM'S NFL RECORD

Year	Club	G/S	Rushing				Receiving					
			Att	Yds	Avg	LG	TD	No	Yds	Avg	LG	TD
1997	Baltimore	13/3	81	299	3.7	19	2	12	51	4.3	19	0
1998	Baltimore	5/1	35	109	3.1	12	0	5	41	8.2	14	0
1999	Baltimore	4/0	0	0	0.0	0	0	0	0	0.0	0	0
2000			Did Not Play									
2001	Seattle	11/0	12	43	3.6	19	0	1	6	6.0	6	0
NFL TOTALS		33/4	128	451	3.5	19	2	18	98	5.4	19	0

Kickoff Returns

Year	Club	No.	Yds	Avg	LG	TD
1997	Baltimore	6	115	19.2	24	0
1998	Baltimore	3	52	17.3	22	0
1999	Baltimore	0	0	0.0	0	0
2000		Did Not Play				
2001	Seattle	3	56	18.7	20	0
NFL TOTALS		12	223	18.6	24	0

SINGLE GAME HIGHS

Rushes: 35, vs. Philadelphia (11/16/97)

Yards: 154, vs. Philadelphia (11/16/97)

Longest: 19, 2 Times (Last vs. Oakland 11/11/2001)

TD: 1, 2 Times (Last at NY Giants 9/14/97)

Receptions: 5, vs. Philadelphia (11/16/97)

Yards: 26, at NY Jets (9/13/98)

Longest: 19, vs. Cincinnati (9/7/97)

TD: None

HAWK NOTES

Since 1997, a 100-yard rusher usually means a win for the Seahawks. Seattle is 16-1 since 1997 when a running back gains at least 100 yards. Under Holmgren, the team is 10-1 since 1999, and 7-0 over the last two seasons. Seattle is 24-5 since 1995 when they have a back top the century mark. Holmgren is 29-3 all-time when he has a back top the 100-yard plateau, which includes his career in Green Bay that began in 1992.

RECORD WITH A 100-YARD RUSHER

	<u>Holmgren</u>	<u>Seahawks</u>
1992	2-0	
1993	2-0	
1994	3-0	
1995	2-0	6-2
1996	1-0	2-2
1997	6-2	1-0
1998	3-0	5-0
1999	3-1	3-1
2000	2-0	2-0
<u>2001</u>	<u>5-0</u>	<u>5-0</u>
Total	29-3	24-5

Chris GRAY



GUARD

6-4 308

AUBURN

10TH NFL SEASON

5TH SEAHAWKS SEASON

UFA (CH) 1998

2001 GAMES/STARTS: 16/16

CAREER GAMES/STARTS: 113/75

JUNE 19, 1970 (BIRMINGHAM, ALA.)

62

2001: Started all 16 games for the second consecutive season. Started every game at right guard and became part of a solid front line that helped Shaun Alexander rush for 1,318 yards and a league-leading 14 touchdowns. Part of starting unit versus Oakland (11/11) that helped Alexander to the fourth-best rushing game in NFL history (266 yards) and helped set a franchise record with 319 rushing yards as a team.

2001 COMMUNITY HIGHLIGHTS

Participated in the First Annual Shaun Alexander Celebrity Golf Tournament in Huntsville, Alabama. Tournament helped raise money for the Shaun Alexander Family Foundation.

PRO: Entered the NFL as a fifth-round draft choice (132nd overall) of the Miami Dolphins in 1993. Played in 42 games with 23 starts for Miami from 1993-1996. Moved to right guard in 2001 from center where he had started 34 games from 1998-2000. **1993:** Saw action in five games as a rookie. Was inactive for 10 games and did not play in another. **1994:** Played in all 16 games and both playoff contests. Started two games. Made first NFL start versus L.A. Raiders (10/16). **1995:** Started the first ten games before suffering a season-ending left ankle injury versus New England (11/12). Placed on injured reserve (11/15). Underwent surgery to repair ligament damage (11/17). **1996:** Returned from ankle injury and started the first 11 games. Suffered a broken ankle at Houston (11/17) and missed the remainder of the season. **1997:** Played in eight games with two starts for the Chicago Bears after signing as a free agent (9/10). Signed as a free agent with the Seahawks April 15, 1998. **1998:** Started the final eight games of the season replacing an injured Kevin Glover (back) at center. Inactive versus Oakland (11/1) with a con-

discussion. Helped pave the way for a 105-yard rushing day for Ricky Watters in his first start versus Kansas City (11/8). Part of an offensive line that was instrumental in Watters setting a career-high with 178 yards versus Indianapolis (12/20). Served as the deep snapper for field goals and extra points all season. Jason Kyle served as the deep snapper versus Oakland (11/1), when Gray was inactive. **1999:** Started 10 games at center and played in all 16. Handled snapping duties for field goals and PATs. Took over starting job at center for the remainder of the season for an injured Kevin Glover (blood clot) at Green Bay (11/1). Part of an offensive line that helped Ricky Watters rush for a 125 yards at Green Bay on Monday Night Football (11/1). Helped Watters' rush for a season-high 133 yards versus Cincinnati (11/7). **2000:** Started 16 games for the first time in his career. Entered the season as the starting center for the first time with the Seahawks. Helped Ricky Watters average 4.5 yards per carry and Shaun Alexander average 4.9 (second among rookies in 2000). Part of an offensive line that did not allow a sack in back to back games at Atlanta (12/3) and at Denver (12/10)--the first time that has been accomplished for the Seahawks in 324 games.

COLLEGE: Four-year letterman and two-year starter at Auburn. Second-team All-America and first-team all-SEC selection as a senior. Also earned all-SEC academic honors. Played left tackle as a junior and senior starting every game. Split time between tackle and tight end in first two seasons. Received a B.S. Degree in Marketing.


PERSONAL: Lettered in football at Homewood High in Birmingham, Ala. Played tight end and defensive end. He and his wife, Julie, live in Plantation, Fla. They have a daughter, Grace (5/6/99) and son, Matthew (5/25/01).

VETERANS

GRAY'S NFL RECORD

Year	Team	—	GP/GS	Postseason	Year	Team	—	GP/GS	Postseason
1993	Miami	—	5/0		1998	Seattle	—	15/8	
1994	Miami	—	16/2	2/0	1999	Seattle	—	16/10	1/1
1995	Miami	—	10/10		2000	Seattle	—	16/16	
1996	Miami	—	11/11		2001	Seattle	—	16/16	
1997	Chicago	—	8/2		NFL TOTALS		—	113/75	
					POSTSEASON		—		3/1

Matt HASSELBECK



QUARTERBACK

6-4 223

BOSTON COLLEGE

4TH NFL SEASON

2ND SEAHAWKS SEASON

TRADE (GREEN BAY) 2001

2001 GAMES/STARTS: 13/12

CAREER GAMES/STARTS: 45/12

SEPTEMBER 25, 1975

(WESTWOOD, MASS.)

8

2001: Opened season as starter and finished starting 12 of 13 games played. Attempted 321 passes completing 176 (54.8%) for 2,023 yards, seven touchdowns and eight interceptions for a 70.9 rating. Rushed 40 times for 141 yards, most rushing yards by a quarterback since Rick Mirer's 191 in 1996. Had a string of 123 pass attempts without an interception, tied for the seventh longest streak in team history. Did not start versus Jacksonville (10/7) or Denver (10/14) because of a groin injury suffered at Oakland (9/30). Did not start final two games of the season at San Diego (12/30) or versus Kansas City (1/6/02) due to a shoulder injury. Returned from groin injury to start versus Miami and had finest game of the season completing 16 of 28 attempts for 230 yards and two touchdowns for a 107.7 rating. Completed six of 12 passes for 127 yards and two interceptions at Washington (11/4), but was relieved by Trent Dilfer to open the second half. Versus Oakland (11/11), complemented Shaun Alexander's 266-yard rushing performance by completing 15 of 23 passes for 181 yards and a touchdown. Attempted a career-high 37 passes at Denver for a career-high 243 yards with one touchdown and two interceptions.

2001 COMMUNITY HIGHLIGHTS

Part of Captains' Blitz on December 4, visiting Children's Hospital and University Hospital's Fred Hutchinson Cancer Research Center patients. Was keynote

speaker at Garfield High School's "Teens Driving for Safety" program. Also sent message to troops in Afghanistan via Circuit City's "Message from America".

PRO: Joined the Seahawks March 2, 2001, via trade with Green Bay. Seattle received Hasselbeck and the Packers' 2001 first-round draft choice (17th overall-Steve Hutchinson) in exchange for Seattle's 10th selection in the first round and a third-round choice. An original 1998 sixth-round draft choice of the Packers during Mike Holmgren's reign in Green Bay. Spent the 1998 season on the practice squad before re-signing with the Packers as a free agent in February of 1999. Has played in 45 career games, 16 at quarterback, mostly as the holder for the extra point and field goal units during his first three seasons. Has 350 career attempts and 189 completions for 2,168 yards, nine touchdowns and eight interceptions for a 71.9 passer rating.

1998: Spent the entire season on the Packers practice squad. **1999:** Won the role of backup with an impressive preseason performance. Played in all 16 games as the holder for extra point and field goal teams and saw action in four games at quarterback. Attempted 10 passes, completing three for 41 yards and a touchdown, without an interception. First NFL touchdown pass came on a fake field goal attempt at Minnesota (12/20) with a 9-yard toss. First NFL action came in the fourth quarter in a 31-3 victory at San Diego (10/24). **2000:** Played in all 16 games serving primarily as

the holder on the extra point and field goal units for the Packers. Saw action under center in four games backing up Brett Favre for a second straight year. Completed 10 of 19 passes for 104 yards and one touchdown without an interception for a 86.3 passer rating. Replaced an injured Favre (foot) in the third quarter versus Tampa Bay (11/12) and posted career highs with nine completions on 18 attempts for 93 yards. Threw a 27-yard touchdown pass off a fake field goal attempt in that game. Played the final two series at Arizona (9/24) in his initial action of the season and completed his only attempt for 11 yards. Subbed for Favre late in the game at Chicago (12/3), but did not throw a pass and was sacked once. Saw action late in the game versus Detroit (12/10) and did not attempt a pass.

COLLEGE: Four-year letterman and two-year starter at Boston College. Finished fifth on the Eagles' career passing list with 4,548 yards, completing 390 of 701 passes with 22 touchdowns and 26 interceptions. Started 21 games while playing in 37. Completed 188 of 305 passes for 2,239 yards and 11 touchdowns with 10 interceptions as a senior, when he was the co-winner of the 'Thomas F. Scanlon Award' as the outstanding senior scholar-athlete. Threw for 277 yards in a 22-of-33 performance, that included a school-record 14 consecutive completions versus Notre Dame. Completed 31 of 46 attempts for a career-high 393 yards and three touchdowns in his final collegiate game in a vic-

tory over Army. As a junior, he hit on 171 of 330 passes for 1,990 yards and nine touchdowns with nine interceptions. Came off the bench to lead the team to a come-from-behind victory over Hawaii in the season opener. Started the next 10 games before separating his right shoulder, causing him to miss the season finale versus Miami (Fla.). Served as the Eagles' backup quarterback as a sophomore. Played in 11 games with one start. Completed 27 of 60 passes for 280 yards and two touchdowns, with seven interceptions. Saw action in five games as a redshirt freshman. Received a B.S. Degree in Marketing and Finance.

PERSONAL: Was an honorable mention All-American selection by *USA Today* as a senior at Xaverian Brothers High School in Westwood, Mass. Also garnered All-East honors from *Blue Chip Illustrated* and All-New England honors from *SuperPrep*. A two-year starter, he completed 90 of 120 passes for 1,490 yards and seven touchdowns as a senior. Also ran for 400 yards and three touchdowns en route to capturing conference title and runner-up in Massachusetts' Division I-A Super Bowl. Also won three letters in basketball and two in baseball. Father Don, played tight end in the NFL nine seasons with the Patriots (1977-83), Raiders (1983), Vikings (1984) and Giants (1985). Younger brother Tim was the starting quarterback for Boston College and signed a free agent contract with the Philadelphia Eagles. Youngest brother Nathanael currently attends Boston College and plays wide receiver. Married college sweetheart Sarah (6/17/2000) and has daughter, Annabelle (10/16/01).

HASSELBECK'S NFL RECORD

Year	Club	G/S	Att	Passing				Int	LG	Sacked	Rate
				Comp	Yds	Pct	TD				
1998	Green Bay			Practice Squad							
1999	Green Bay	16/0	10	3	41	30.0	1	0	19	1/9	77.5
2000	Green Bay	16/0	19	10	104	52.6	1	0	27	1/2	86.3
2001	Seattle	13/12	321	176	2,023	54.8	7	8	64	38/251	70.9
TOTALS		45/12	350	189	2,168	54.0	9	8	64	40/262	71.9

Year	Club	G/S	Att	Rushing			
				Yds	Avg	LG	TD
1998	Green Bay			Practice Squad			
1999	Green Bay	16/0	6	15	2.5	13	0
2000	Green Bay	16/0	4	-5	-1.3	-1	0
2001	Seattle	13/12	40	141	3.5	17	0
TOTALS		45/12	50	151	3.0	17	0



For the first time in the National Football League, a club allowed fans to choose part of the team's uniform ensemble. In a weeklong contest via *Seahawks.com*, a total of 64,513 fans voted with an overwhelming 49,447 (76.6%) voting for the new Seahawks blue helmet. The traditional silver helmet received 15,066 (23.4%) votes.

SINGLE GAME HIGHS

Attempts:	37	at Denver	(12/9/01)
Completions:	20	at Cleveland	(9/9/01)
Yards:	243	at Denver	(12/9/01)
Longest, no TD:	64	vs. Miami	(10/28/01) to Darrell Jackson
Longest TD:	28	at Kansas City	(11/25/01) to Shaun Alexander
Most TDs:	2	vs. Miami	(10/28/01)
Interceptions:	2, 2 Times	at Cleveland	(9/9/01) and at Denver (12/9/01)
Rushes:	6	vs. Oakland	(11/11/01)
Rushing Yds.:	34	vs. Oakland	(11/11/01)
Longest Rush:	17	vs. Dallas	(12/16/01)
Rushing TD:	None		

HASSELBECK'S GAME-BY-GAME PASSING

1998		PASSING										W/L	
Date	Opponent	P/S	Att	Com	Yds	Pct	TD	Int	LG	Sacked	W/L	Score	
Practice Squad													

1999		PASSING										W/L	
Date	Opponent	P/S	Att	Com	Yds	Pct	TD	Int	LG	Sacked	W/L	Score	
10/24	at San Diego	(P)	3	0	0	0.0	0	0	0	0	W	31-3	
11/01	Seattle	(P)	6	2	32	33.3	0	0	19	1/9	L	27-7	
12/20	Minnesota	(P)	1	1	91	100.0	1	0	9	0	L	24-20	
1999	TOTALS	*(3/0)	10	3	41	30.0	1	0	9	1/9			

2000		PASSING										W/L	
Date	Opponent	P/S	Att	Com	Yds	Pct	TD	Int	LG	Sacked	W/L	Score	
09/24	at Arizona	(P)	1	1	111	100.0	0	0	0	0/0	W	29-3	
11/12	at Tampa Bay	(P)	18	9	93	50.0	1	0	27t	1/2	L	20-15	
2000	TOTALS	*(2/0)	19	10	104	52.6	1	0	9	1/2			

2001		PASSING										W/L	
Date	Opponent	P/S	Att	Com	Yds	Pct	TD	Int	LG	Sacked	W/L	Score	
09/09	at Cleveland	(S)	34	20	178	58.8	0	2	34	4/28	W	9-6	
09/23	Philadelphia	(S)	24	9	62	37.5	0	0	19	7/41	L	3-27	
09/30	at Oakland	(S)	28	14	167	50.0	0	1	21	6/32	L	14-38	
10/07	Jacksonville				Inactive							W	24-15
10/14	Denver	(P)	0	0	0	0.0	0	0	0	0/0	W	34-21	
10/28	Miami	(S)	28	16	230	57.1	2	0	64	4/24	L	20-24	
11/04	at Washington	(S)	12	6	127	50.0	0	2	49	2/17	L	14-27	
11/11	Oakland	(S)	23	15	181	65.2	1	0	31	1/3	W	34-27	
11/18	at Buffalo	(S)	23	16	134	70.0	1	0	21	0/0	W	23-20	
11/25	at Kansas City	(S)	26	16	162	61.5	1	0	28t	3/23	L	7-19	
12/02	San Diego	(S)	35	19	202	54.3	0	0	45	2/10	W-ot	13-10	
12/09	at Denver	(S)	37	17	243	45.9	1	2	39	5/36	L	7-20	
12/16	Dallas	(S)	25	13	152	52.0	0	0	27	1/13	W	29-3	
12/23	at NY Giants	(S)	26	15	185	57.7	1	1	42	3/24	L	24-27	
12/30	at San Diego				Inactive							W	25-22
01/06	Kansas City				Did Not Play							W	21-18
2001	TOTALS	*(13/12)	321	176	2,023	54.8	7	8	64	38/251		#5-7	
Career Totals		*(18/12)	350	189	2,168	54.0	9	8	64	40/262		#5-7	

*Reflects games with a pass attempt only

#Reflects games started only

John HILLIARD



DEFENSIVE END

6-2 296

MISSISSIPPI STATE

3RD NFL SEASON

3RD SEAHAWKS SEASON

6TH ROUND (C) 2000

2001 GAMES/STARTS: 16/8

CAREER GAMES/STARTS: 21/8

APRIL 16, 1976 (HOUSTON, TEXAS)

95

2001: Played all 16 games and started eight in place of an injured Lamar King (foot, calf). Started the first game of the season at Cleveland (9/9) and the final seven contests. Recorded a career-high three tackles twice, at Denver (12/9) and versus Kansas City (1/6/02).

2001 COMMUNITY HIGHLIGHTS

Made 38 appearances during the 2001 calendar year, second-most on team behind Shaun Alexander's 54. Hilliard works with young and elderly alike as proofed by visiting Kirkland's John Muir Elementary School one day, traveling to the Tacoma Special Olympics Sports banquet the very next day.

PRO: Selected by the Seahawks with the third of three sixth-round picks (190th overall) of the 2000 NFL Draft. **2000:** Saw action in five games during his rookie campaign. Was inactive 10 games and was active, but did not play at Kansas City (10/2). Was limited with a nagging groin injury early in the season and saw increased playing time toward the end of the season when Lamar King was injured with a dislocated shoulder. Totaled three tackles on the season, including a season-high two stops versus Oakland (12/16).

COLLEGE: A four-year letterman and two-year starter at defensive tackle for Mississippi State. Collected 138 tackles including six for sacks. An All-SEC selection after totaling 52 tackles and

two sacks. Started eight games as a junior for the Bulldogs and collected 49 tackles and three sacks. Totaled 35 tackles playing in 11 games with one start as a sophomore. Saw limited action as a freshman with a pair of tackles to his credit. Redshirted in 1996 after his freshman year.

PERSONAL: Earned 12 letters in football, basketball and track at Sterling High School in Houston, Texas. All Mid South Conference as a senior defensive end. Majored in communications/public relations. Born in Coushatta, La.



Hilliard spoke at the Academy Graduation

HILLIARD'S NFL RECORD

Club	G/S	Tackles			Sacks		Interceptions			LG	TD	PD	FF	FR
		Tkl	So	Ast	QB	Yds	No	Yds	Avg					
2000 Seattle	5/0	3	3	0	0.0	0.0	0	0	0.0	0	0	0	0	0
2001 Seattle	16/8	17	9	8	0.0	0.0	0	0	0.0	0	0	0	0	0
NFL TOTALS	21/8	20	12	8	0.0	0.0	0	0	0.0	0	0	0	0	0

SINGLE GAME HIGHS

Tackles: 3, 2 Times (Last vs. Kansas City 1/6/02)


Sacks: None

Interceptions: None

Forced Fumbles: None

Fumble Recoveries: None

Orlando HUFF



LINEBACKER

6-2 250

FRESNO STATE

2ND NFL SEASON

2ND SEAHAWKS SEASON

4TH ROUND (A) 2001

2001 GAMES/STARTS: 12/0

CAREER GAMES/STARTS: 12/0

AUGUST 14, 1978 (UPLAND, CALIF.)

57

2001: Saw action on special teams for 12 games and recorded seven special teams tackles. Made his NFL debut versus Denver (10/14). Forced a fumble versus Miami (10/28) that was recovered by Alex Bannister and led to a Seattle touchdown.

2001 COMMUNITY HIGHLIGHTS

Joined six other Hawks at the Seattle Emergency Housing Birthday Party at the University of Washington's Don James Center.

PRO: Selected as the first of three fourth-round picks (104th overall) for the Seahawks in the 2001 draft. The fifth highest outside linebacker selected by Seattle and highest since Terry Wooden was selected in the second round in 1990.

COLLEGE: Originally began playing college ball at Eastern Arizona Junior College, before transferring to Fresno State, where his brother performed on the wrestling team. Finished his

career with 191 tackles and 14 quarterback sacks. Named All-Western Athletic Conference first-team choice after leading the team with 105 tackles, 10 sacks after his senior year. As a junior, played in every game, earning All-Western Athletic Conference first-team selection. Finished tied for second on the team with 86 tackles with four sacks. Also forced and recovered one fumble and had two passes defensed. Redshirted his first season for the Bulldogs. Spent two seasons at Eastern Arizona (Thatcher, Ariz.) JC. Earned All-Arizona Community College Athletic Conference and Arizona Junior College All-American first-team honors. Named Most Valuable Linebacker and Defensive Player of the Year at Eastern Arizona during his sophomore season.

PERSONAL: First-team All-Baseline Conference and All-Southern Selection during his career as a linebacker at Upland (Calif.) High earning Defensive Most Valuable Player accolades his final two years.

HUFF'S NFL RECORD

Special Teams Statistics: 2001 (7, FF); Career: (7, FF).

EXTRA! EXTRA!

AP (November 1, 1999)

GREEN BAY -- Mike Holmgren returned to Green Bay's Lambeau Field in his first season as the Seahawks head coach and Cortez Kennedy wasn't going to let him leave without a victory. "Tez" tied a career high sacking Brett Favre three times, including a forced fumble. Seattle sacked Favre four times altogether and forced him into four interceptions in the 27-7 win on Monday Night Football.



VETERANS

Steve HUTCHINSON



GUARD

6-5 313

MICHIGAN

2ND NFL SEASON

2ND SEAHAWKS SEASON

1ST ROUND (B) 2001

2001 GAMES/STARTS: 16/16

CAREER GAMES/STARTS: 16/16

NOV. 1, 1977 (FT. LAUDERDALE, FLA.)

76

2001: Became the first rookie to start on the offensive line since Walter Jones (1997) and the third rookie to start at guard (Edwin Bailey 1981, Pete Kendall 1996). Started all 16 games and was part of the offensive line that helped Shaun Alexander to the fourth-best rushing game in NFL history (266 yards) and helped set a franchise record with 319 rushing yards versus Oakland (11/11).

2001 COMMUNITY HIGHLIGHTS

Participated in the Tony Roma's Rib Eating Contest. All profits from the night went to the United Way.

PRO: Selected as the 17th overall pick in the first round of the 2001 NFL draft. Hutchinson is the second consecutive offensive lineman to be taken by the Seahawks in the first round in as many drafts and the fourth in the last six drafts (Pete Kendall, 1996; Walter Jones, 1997; Chris McIntosh, 2000). He was the second of two first-round choices by Seattle (WR Koren Robinson, 9th overall), only the third time that has happened in team history. Seattle drafted CB Shawn Springs (3rd) and T Walter Jones (6th) in 1997, and RB Shaun Alexander (19th) and T Chris McIntosh (22nd) in 2000.

HONORS: 2001, All-Rookie Team (Football News).

COLLEGE: A four-year letterwinner who started 46 of 47 career games played. Named captain his junior year and tri-captain his senior year.

Became the second player in Michigan history to garner first-team All-Big Ten Conference honors four times, joining defensive tackle Mark Messner (1985-88). Was named first team All-America his junior and senior seasons and earned freshman All-America accolades in 1997. He was also a Lombardi Award finalist, given to the nation's top interior lineman and also a candidate for the Outland Trophy in 2000 and a semi-finalist for the Lombardi Award in 1999. Red-shirted as a freshman swithing from defensive tackle to guard during spring drills.

PERSONAL: Named to USA Today's All-USA second-team and chosen to the Atlanta Journal's Top 100 in the Southeast as a senior offensive tackle and defensive end, starting all four years at Coral Springs (Fla.) High. Chosen to play in the Florida North-South all-star game and named third-team All-America by Prep Football Report. Posted 294 tackles (175 solo), 19 sacks, 11 forced fumbles, blocked two field goals and one blocked punt during his career. Served as team captain his senior year and collected a school record 110 tackles (77 solos). Also had 14 sacks and one blocked punt and field goal. Caught three passes for 63 yards (21.0 avg.) as a tight end. Also captained the basketball team and named Homecoming King. Born in Fort Lauderdale, Fla. and now resides in Key Largo, Fla. Majored in general studies. Married wife Landyn on April 20, 2002.

HUTCHINSON'S NFL RECORD

Games Played/Games Started: 2001 (16/16); Career: 16/16.

Darrell JACKSON



WIDE RECEIVER

6-0 201

FLORIDA

3RD NFL SEASON

3RD SEAHAWKS SEASON

3RD ROUND (A) 2000

2001 GAMES/STARTS: 16/16

CAREER GAMES/STARTS: 32/26

DECEMBER 6, 1978 (DAYTON, OHIO)

82

2001: Started all 16 games and led the team with 70 receptions for 1,081 yards (seventh-most in club history and most since Brian Blades had 1,086 in 1994). Ranked third in the AFC (5th NFL) with a 15.4 reception average and was seventh in the AFC (10th NFL) with 24 catches in third down situations. Tallied five 100-yard games, giving him the most 100-yard games in a season since Blades had five in 1989. Had his first career 100-yard game at Oakland (9/30), with five receptions for 125 yards. His second came versus Miami (10/28) with four catches for 121 yards, a season-long 64 yarder and one touchdown. Tallied one catch at Washington (11/4) but it went for a 46-yard score thrown by Trent Dilfer. Scored for the third consecutive week, and set a career-high with seven catches for 102 yards, versus Oakland (11/11). Posted his final 100-yard game at San Diego (12/30) with 114 yards on five catches, with two long touchdowns from Trent Dilfer of 43 and 48 yards. Teamed with James Williams (4-101) to become the first duo to record 100-yard games since James McKnight (4-100) and Joey Galloway (7-117) versus Oakland (10/26/97). Tacked on two more scores versus Kansas City (1/6/02) to give him a career-high eight for the season. His back-to-back games with two scores were the first time since Steve Largent accomplished that feat (9/18/83 versus San Diego and 9/25/83 versus Washington).

2001 COMMUNITY HIGHLIGHTS

One of the most outgoing players on the team, participated in 21 community events. Joined QB Brock Huard at the Super Bowl XXXV Youth Clinic in Tampa. Supporter of the Seahawks Blood Drive. Helped Crestwood Elementary in Covington, Wash., with their aluminum can collection. One of the most dedicated Hawks when it comes to supporting the Seahawks Academy. Visited the school during Halloween and Thanksgiving, as well as several other visits dur-

ing the year.

PRO: Selected by the Seahawks in the third-

HAWK NOTES

MOST 40+ YARD CATCHES (2001)

7	<i>Darrell Jackson</i>	<i>Seattle</i>
	David Boston	Arizona
6	Marvin Harrison	Indianapolis
	Torry Holdt	St. Louis
	Joe Horn	New Orleans
5	Rod Gardner	Washington
	Eric Moulds	Buffalo

round (80th overall) of the 2000 NFL Draft. The seventh player taken by the Seahawks from the University of Florida and the highest selection from that school since the team selected FB John L. Williams in the first-round of the 1986 draft. Entered the draft after a stellar junior season. **2000:** Started 10 games and played in all 16 while becoming the first rookie to start at wide receiver for the Seahawks since Joey Galloway in 1995. The 15th wide receiver selected in the 2000 draft, led all rookies with 53 receptions, 713 yards and six touchdowns. Six scores led the Seahawks and he was the only receiver to catch at least one pass in all 16 games. Led the team in catches five times. Yards were second on the team behind Sean Dawkins' 731 and finished third in receptions behind Dawkins and Ricky Watters' 63. He and fellow rookie receiver James Williams were the first rookie tandem to play in the same game together for the Seahawks since David Daniels and Doug Thomas in 1991. His six touchdown receptions rank fourth all-time among Seahawks rookies behind Daryl Turner's 10 in 1984, Brian Blades' eight in 1988 and Joey Galloway's seven in 1995. Versus St. Louis (9/10), earned a starting role in just his second career game and caught two passes for 42 yards which included his first-career touchdown from 34 yards--a score which tied the game 34-34 with 2:05 remaining in the game. Led the team with five catches for 59 yards versus the Saints (9/17). Had a career-long, 68-yard touch-

down reception at San Diego (9/24). Bested all Seahawks receivers with five catches at Carolina (10/8) and totaled 45 yards. Finished tied with Dawkins for the team lead with six receptions versus Indy (10/15) and totaled 66 yards and an 8-yard touchdown reception. Kept a game-winning drive alive on a third-and-16, with an 18-yard reception versus San Diego (11/5) with under two minutes remaining in the game.

Recorded a career-high 98 yards on five receptions plus a 6-yard touchdown at Atlanta (12/3). His 98 yards included a career-long 71-yard reception. Finished second on the team with five receptions for 76 yards and a 9-yard touchdown at Denver (12/10). Hauled in a game-winning 9-yard touchdown pass versus Oakland (12/16) with 28 seconds to play for a 27-24 lead. He tied for the team lead with four receptions and led with 52 yards.


HONORS: 2000, *All-Rookie Team (Pro Football Weekly)*; *Pro-Rookie Team (Football News)*; *Seattle P-I Sports Star of the Year Nominee*.

COLLEGE: A three-year letterman and one-year starter for the Gators. Started 11 games as a junior and led the team with 69 receptions for 1,156 yards. Tied a school record with six consecutive 100-yard games, equaling the mark by Carlos Alvarez in 1969. String included games against Tennessee, Kentucky, Alabama, LSU, Auburn and Georgia. Had nine touchdown receptions. Saw action in the Orange Bowl versus Syracuse but did

not catch a pass. Played in every game with one start as a sophomore and finished with 26 catches for 292 yards and four scores. Saw limited action in nine games as a freshman recording four receptions for 53 yards and one touchdown. First collegiate touchdown was on a 16-yard reception versus Arkansas. Played in the Citrus Bowl versus Penn State, but did not have a reception.

PERSONAL:

Two-time all-state as a receiver at Tampa Catholic High in Florida. Earned various All-American mentions. Set a national prep record by averaging 24.05-yards per catch on 191 career receptions for 4,594 yards and 50 touchdowns. Also, set a national record by averaging 160.5 yards per game as a prep junior. In his final two seasons he caught 156 passes for 3,913 yards and 46 touchdowns. As a senior, caught 89 passes for 2,087 yards (23.4 avg.) and 28 touchdowns. As a junior he caught 67 passes for 1,826 (27.3 avg) and 18 touchdowns. His 27.3-yard average is a national record. Named McDonald's All-American honorable mention as a basketball player. Finished high school with a 3.64 grade point average and earned SEC Academic honor roll as a junior at Florida. One of eight children. Born on December 6, 1978, in Dayton, Ohio.



JACKSON'S NFL RECORD

Club	G/S	Receiving					Rushing			
		No	Yds	Avg	LG	TD	Att	Yds	Avg.	TD
2000 Seattle	16/10	53	713	13.5	71	6	1	-1	-1.0	0
2001 Seattle	16/16	70	1,081	15.4	64	8	1	9	9.0	0
TOTALS	32/26	123	1,794	14.6	71	14	2	8	4.0	0

SINGLE GAME HIGHS

Most Receptions: 7, vs. Oakland (11/11/01)
Most Yards: 125, at Oakland (9/30/01)
Longest Reception: 71, at Atlanta (12/3/00)

Longest Touchdown: 68, at San Diego (9/24/00)
Most Touchdowns: 2, 2 Times (Last vs. KC 1/6/02)
100-Yard Games: 5 (Last at San Diego 12/30/01)

Walter JONES



TACKLE

6-5 308

FLORIDA STATE

6TH NFL SEASON

6TH SEAHAWKS SEASON

1ST ROUND (B) 1997

2001 GAMES/STARTS: 16/16

CAREER GAMES/STARTS: 76/76

JANUARY 19, 1974 (ALICEVILLE, ALA.)

71

2001: Started all 16 games at left tackle and the last 69 consecutive regular season games. Named to his second Pro Bowl in the last three seasons while helping Shaun Alexander to the fourth-best rushing game in NFL history (266 yards) and helped set a franchise record with 319 rushing yards vs. Oakland (11/11/01).

2001 COMMUNITY HIGHLIGHTS

Supporter of the Seahawks Blood Drive and Marrow Donor Registration at Garfield High School in Seattle. Part of the NFL/United Way Hometown Huddle that helped clean up two low-income housing apartments in Seattle. Recorded a message for Circuit City's "Message from America" to troops in Afghanistan.

PRO: Selected with the sixth overall pick on the first round of the 1997 draft. Choice was acquired from the Tampa Bay Buccaneers on draft day for the Seahawks 12th overall choice in the first round and a third-round choice obtained from the Atlanta Falcons on March 28. Became the first Seahawks offensive lineman to play in the Pro Bowl, following the 1999 season. Has started 69 consecutive regular season games.

1997: Earned the starting job at left tackle in training camp and started 12 games, earning consensus first-team All-Rookie honors. Inactive for four games (San Diego, 9/21, at Kansas City, 9/28, at Denver, 11/2, at San Diego, 11/9) with a sprained ankle. Only the second rookie to start at left tackle in team history, joining Ray Roberts (1992). Part of a line that paved the way for team records for total yards (5,759) and passing yards (4,187). Seahawks ranked fifth in the league, allowing one sack every 17.9 pass attempts. Named NFL Offensive Rookie of the Month for October. No other offensive lineman has earned the honor. Named the AFC Western Division's Outstanding Rookie by *The Sporting News*. **1998:** Started all 16 games at left tackle protecting the vulnerable blindside of the Seahawks' quarterbacks. Contributed to an offensive line that gave up only 34 sacks on the season, the ninth-lowest total in the NFL. Helped guide the

offense to 408 total yards in an opening day 38-0 victory at Philadelphia (9/6), including 188 on the ground. Helped contribute to five 100-yard rushing performances, including a 178-yard career-high game for Ricky Watters versus Indianapolis (12/20). Team totaled 226 rushing yards in that game, the first time the Seahawks have rushed over the 200-yard mark since 1996. Held Derrick Thomas without a sack at Kansas City (10/4) and the San Diego Chargers (10/25) No. 1 ranked defense sackless. Protected Jon Kitna on his 298-yard passing game versus Tennessee (11/29). **1999:** Started all 16 games at left tackle en route to his first Pro Bowl selection. Part of an offensive line that paved the way for 350 second-half yards at Chicago (9/19) in a come-from-behind victory. Helped lead the way for 132 rushing yards at Green Bay (11/1) and a season-high 173 yards on the ground, including a season-high 37 points, the following week versus Cincinnati (11/8). **2000:** Started all 16 games at left tackle. Part of an offensive line that did not surrender a sack in back to back games (at Atlanta (12/3) and at Denver, 12/10), for the first time in 324 games. Paved the way for season-high 189 yards rushing at Kansas City (10/2) and helped Ricky Watters gain 168 yards in a victory versus Oakland (12/16). Ground game averaged 4.3 yards per carry (the club's highest total since 1997).

HONORS: 1997, First-team All-Rookie (*Pro Football Weekly, College and Pro Football Weekly, Football News*); *NFL Offensive Rookie of the Month* (October); *AFC West Outstanding Rookie* (*The Sporting News*). **1999, AFC Pro Bowl, 2001, AFC Pro Bowl; All-Pro Team** (*AP, Sports Illustrated, Pro Football Weekly, Football News*).

COLLEGE: Second-team All-Atlantic Coast Conference choice as a junior. ACC Lineman of Week versus North Carolina State. Eight-time winner of the Victors Club given to the player for exceptional performance. Redshirted in 1995 after transferring from Holmes Community College in Holmes, Miss. Lettered two seasons and


was named Mississippi Junior College Player of the Year by the *Jackson Clarion-Ledger* in 1994. Allowed just one sack in two seasons. Also played some tight end in the second half the 1994 season. Criminology major.

PERSONAL: Football and basketball letterman at Aliceville High School in Aliceville, Ala. Joined his offensive line teammates to donate \$40,300 in 1997 through their performance-based *Build-*

ing Blocks for Kids program to Evergreen Hospital in Kirkland for a new pediatrics playroom. O-line performance-based incentives raised over \$36,000 in 1998, benefiting the Rainier Vista Boys & Girls Club. Lives in Woodinville, Wash., with his wife, Valeria (12/24/97). They have paternal twins (11/29/99), Walterius and Waleria, and one stepson, Rafael (6/17/86).

JONES' NFL RECORD

Games Played/Games Started: 1997 (12/12); 1998 (16/16); 1999 (16/16); 2000 (16/16); 2001 (16/16); **Career:** 76/76; **Postseason:** 1999 (1/1).



Walter Jones takes a breather at the Pro Bowl in Hawaii.

Isaiah KACYVENSKI



LINEBACKER

6-1 252

HARVARD

3RD NFL SEASON

3RD SEAHAWKS SEASON

4TH ROUND (B) 2000

2001 GAMES/STARTS: 16/0

CAREER GAMES/STARTS: 32/0

OCTOBER 3, 1977 (ENDICOTT, N.Y.)

58

2001: Saw action in all 16 games on special teams and played in goal-line situations. Led the team with 21 special teams tackles (most since Tim Hauck's 22 in 1997). Replaced Anthony Simmons (hip) briefly at San Diego (12/30) and recorded two solo stops. Replaced Simmons (thigh) versus Kansas City (1/6/02) in the second quarter and tallied a career-high eight tackles (seven solo) and his second career interception, returning it 22 yards to help set up a Seattle scoring drive.

2001 COMMUNITY HIGHLIGHTS

Made a visit to Seattle's Veterans' Hospital during the National Salute to Hospitalized Veterans Week. Served as a judge at the Seahawks Academy for the Academy's "Titanic Exhibition". Traveled to Surrey, British Columbia, for the NFL Practice with the Pros, and later participated in the NFL/United Way Hometown Huddle. "Kaz" and fiancé at the time (now married), Lauren, took time on Christmas Day to prepare and serve food to homeless at the Union Gospel Mission Shelter.

PRO: Selected by the Seahawks in the fourth round (119th overall) of the 2000 NFL Draft. The choice came from San Francisco with the 154th for the Seahawks' 86th pick. **2000:** Played in all 16 games and totaled 13 tackles (10 solo) and one interception in limited action on defense. Led the team with 15 special teams tackles becoming the eighth rookie to do so (first

since David Daniels in 1991). Had a season-high three tackles at Atlanta (12/3) and Buffalo (12/23). Recorded his first career interception versus Oakland (12/16) off of a tipped pass by Michael Sinclair.

COLLEGE: Four-year starter, becoming the first player in Harvard history to start every game of his career. Earned all-Ivy League first-team honors three times, and finished his Crimson career with a school record 395 tackles, and adding 11 interceptions, eight fumble recoveries and 4.5 sacks. Established a school mark with 135 tackles as a senior, topping his own mark of 108 set the previous season. Added two sacks and five interceptions as a senior. Finished sophomore season with 80 tackles and his freshman season with 72 while earning Ivy League Rookie of the Year.

PERSONAL: Earned nine letters in three different sports at Union Endicott High in New York. Three-time all-conference and all-state selection as a prep senior. Saw action at running back, safety, punter, punt returner and kick returner. USA Today honorable mention his final prep season. Captain on the wrestling team his last three years, and a state finalist in 1996. Finished fifth in the state pentathlon. National Honor Society member and an Scholar All-American. Graduated with a degree in Pre-Med. Wed, Lauren, February 16, 2002. Born on October 3, 1977, in Syracuse, N.Y.

KACYVENSKI'S NFL RECORD

Club	G/S	Tackles			Sacks		Interceptions							
		Tkl	So	Ast	QB	Yds	No	Yds	Avg	LG	TD	PD	FF	FR
2000 Seattle	16/0	13	10	3	0.0	0.0	1	0	0.0	0	0	2	0	0
2001 Seattle	16/0	11	9	2	0.0	0.0	1	22	22.0	22	0	1	0	0
NFL TOTALS	32/0	24	19	5	0.0	0.0	2	22	11.0	22	0	3	0	0

SINGLE GAME HIGHS

Tackles: 8, vs. Kansas City (1/6/02)

Sacks: None

Interceptions: 1, 2 Times (vs. Oakland 12/16/00 and vs. Kansas City 1/6/02)

Forced Fumbles: None

Fumble Recoveries: None

Special Teams Stats: 2000 (15, FR); 2001 (21);

Career: (36, FR)

Maurice KELLY



SAFETY

6-2 212

EAST TENNESSEE STATE

3RD NFL SEASON

3RD SEAHAWKS SEASON

FREE AGENT 2000

2001 GAMES/STARTS: 8/3

CAREER GAMES/STARTS: 24/3

OCTOBER 9, 1972 (ORANGEBURG, S.C.)

26

2001: Saw action in eight games with three starts. Replaced Marcus Robertson (hamstring) versus Denver (10/14) and had four tackles (three solo). Made his first career start versus Miami (10/28) and posted six tackles (five solo) with two special teams tackles. Followed that performance with a career-high 11 stops (nine solo) at Washington (11/4), tying Levon Kirkland for the team-lead. Started his third consecutive game versus Oakland (11/11) and recorded four tackles (two solo) and his first career pass defensed before leaving the game (toes) in the fourth quarter. Placed on injured reserve 11/14 after undergoing surgery to dislocated toes. Tallied 25 tackles (19 solo) and seven special teams tackles before his season ended prematurely.

2001 COMMUNITY HIGHLIGHTS

Donated time to support the Seahawks Blood Drive and Bone Marrow Registration and attended the First Place Holiday Party, a party for homeless school children grades K-6.

PRO: Signed as an undrafted free agent April 24, 2000. A Canadian Football League standout, he earned CFL Defensive Player of the Year honors for the Las Vegas Posse in 1993. Was named

a CFL All-Star from 1997-99, including All-CFL in 1999. **2000:** Saw action in 16 games, primarily on special teams. Was fifth on the team with 11 special teams stops. Played safety in nickel and dime situations for the final three games of the season. Recorded his first career tackle, and only stop of the season, at Denver (12/10).

COLLEGE: Named second-team All-Southern Conference three consecutive seasons. Was credited with 55 tackles (39 solo), and had four interceptions for 36 yards as a junior. Led the team in tackles with 135 as a sophomore averaging 12.3 tackles per game, which ranked second in the conference. As a freshman, he started nine games with 88 tackles and three interceptions for 44 yards, including one returned for a touchdown. Competed with the track team in the spring running the 200-meter event and also a leg on the 4x100-meter relay team in the Southern Conference Track and Field Meet.

PERSONAL: Selected to the All-Region team at Orangeburg (S.C.) Wilkinson High and named Defensive Back of the Year as a senior. Participated in baseball, wrestling and track. Married wife Dionne March 3, 2002.

KELLY'S NFL RECORD

Club	G/S	Tackles			Sacks		Interceptions								
		Tkl	So	Ast	QB	Yds	No	Yds	Avg	LG	TD	PD	FF	FR	
2000 Seattle	16/0	1	0	1	0.0	0.0	0	0	0.0	0	0	0	0	0	0
2001 Seattle	8/3	25	19	6	0.0	0.0	0	0	0.0	0	0	1	0	0	
NFL TOTALS	24/3	26	19	7	0.0	0.0	0	0	0.0	0	0	1	0	0	

SINGLE GAME HIGHS

Tackles: 11, at Washington (11/4/01)

Sacks: None

Interceptions: None

Forced Fumbles: None

Fumble Recoveries: None

ADDITIONAL STATISTICS

Special Teams Tackles: 2000 (11); 2001 (7); **Total:** (18)

Lamar KING



DEFENSIVE END

6-3 311

SAGINAW VALLEY STATE

4TH NFL SEASON

4TH SEAHAWKS SEASON

1ST ROUND 1999

2001 GAMES/STARTS: 8/8

CAREER GAMES/STARTS: 36/22

AUGUST 10, 1975 (BALTIMORE, MD.)

92

2001: Battled injuries all season long and missed first game (foot) of the season at Cleveland (9/9) but returned to start the next eight games. Posted three solo tackles vs. Philadelphia (9/23) and his first career fumble recovery the following week at Oakland (9/30). Had a season-high four tackles three times vs. Jacksonville (10/7), vs. Denver (10/14) and at Washington (11/4). Tallied three stops (two solo) at Buffalo (11/18) before leaving the game (calf) in the third quarter. Replaced by John Hilliard. Was inactive the following six games and placed on injured reserve 1/4/02 with the calf injury.

2001 COMMUNITY HIGHLIGHTS

Recorded a PSA for the Seahawks Annual Blood Drive and Bone Marrow Registration, participated in the NFL/United Way Hometown Huddle and bowled in teammate Shawn Springs' Bowling Classic that benefited the Springs for Life Foundation, Junior Achievement and King County Boys & Girls Clubs.

PRO: Seahawks' first-round draft choice in 1999, the 22nd pick overall, from Saginaw Valley State. The only NCAA Division II player drafted in the first-round. Can play both defensive end and defensive tackle. **1999:** Played in 14 games as a rookie back-up defensive end. Blocked a field goal at Green Bay (11/1) that Shawn Springs returned 61 yards for a touchdown. Recorded sacks in back-to-back games, at Kansas City (11/21) and versus Tampa Bay (11/28). Had a season-high four tackles at Denver (12/19). Rotated into the defensive line in playoff game versus Miami (1/9/00), and recorded three stops. **2000:** Solidified himself as a starter opposite Michael Sinclair at defensive

end and started the first 14 games of the season before a dislocated shoulder sidelined him the final two games of the season. Tied Chad Brown for the team lead with 6.0 sacks, including a 2.0-sack game at Atlanta (12/3). The effort marked the first multi-sack game of his career. Co-led the team in his first professional start with a career-high eight tackles (seven solo), including a sack, in the season opener at Miami (9/3). Also had sacks versus New Orleans (9/17), at Kansas City (10/2) and at Jacksonville (11/12). Finished the season with a career-high 48 tackles (42 solo).

COLLEGE: Unanimous All-American, All-Midwest Intercollegiate Conference selection and conference Defensive Lineman of the Year at Saginaw Valley State. Also named *CBS Sports* Division II Defensive Player of the Year as a senior. Despite playing only two years at Saginaw Valley in Michigan, set the school mark for career sacks with 27.5. Led the team his senior campaign with 84 tackles and 12 sacks, with 13 tackles for loss and 36 quarterback pressures. Also forced and recovered three fumbles, deflected four passes and blocked two kicks. Registered 15.5 sacks as a junior, earning All-MIFC first-team honors.

JUNIOR COLLEGE: Played two years at Montgomery College in Baltimore, Md. Consensus All-American choice after recording 18 sacks as a sophomore in 1996.

PERSONAL: Earned letters in football, baseball, soccer, lacrosse and basketball at Chesapeake High in Maryland. Named to Reebok's National Top 100 list as a prep senior. Lives in Kirkland, Wash.

SINGLE GAME HIGHS

Tackles: 8, at Miami (9/3/00)

Sacks: 2.0, at Atlanta (12/3/00)

Interceptions: None

Forced Fumbles: None

Fumble Recoveries: 1, at Oakland (9/30/01)

ADDITIONAL STATISTICS

Blocked Kicks: 1999 (1).


KING'S NFL RECORD

Club	G/S	Tackles			Sacks		Interceptions				TD	PD	FF	FR
		Tkl	So	Ast	QB	Yds	No	Yds	Avg	LG				
1999 Seattle	14/0	12	9	3	2.0	20.0	0	0	0.0	0	0	0	0	0
2000 Seattle	14/14	48	42	6	6.0	38.0	0	0	0.0	0	0	3	0	0
2001 Seattle	8/8	23	15	8	0.0	0.0	0	0	0.0	0	0	1	0	1
NFL TOTALS	36/22	83	66	17	8.0	58.0	0	0	0.0	0	0	4	0	1

POSTSEASON

Club	G/S	Tackles			Sacks		Interceptions				TD	PD	FF	FR
		Tkl	So	Ast	QB	Yds	No	Yds	Avg	LG				
1999 Seattle	1/0	3	2	1	0.0	0	0	0	0.0	0	0	0	0	0
NFL TOTALS	1/0	3	2	1	0.0	0	0	0	0.0	0	0	0	0	0

Levon KIRKLAND



LINEBACKER

6-1 275

CLEMSON

11TH NFL SEASON

2ND SEAHAWKS SEASON

UFA (PITTSBURGH) 2001

2001 GAMES/STARTS: 16/16

CAREER GAMES/STARTS: 160/140

FEBRUARY 17, 1969 (LAMAR, S.C.)

99

2001: Started all 16 games and ranked third on the team with 101 tackles (80 solo), giving him his sixth consecutive and eighth overall 100-plus tackle season. Had five solo tackles in his Seahawks debut at Cleveland (9/9) and led the team in tackles the following week with a career-high tying 13 (10 solo) versus Philadelphia (9/23). Also registered his only sack of the season versus the Eagles. Tied (Ken Lucas, Marcus Robertson) for the team-lead in tackles at Oakland (9/30) with seven (six solo). Posted two forced fumbles for the season giving him 14 in his career (versus Jacksonville-10/7 and at Buffalo-11/18). Led the team in tackles in back-to-back weeks versus Miami (10/28) and at Washington (11/4) with 11-tackle performances. Broke the 1,000-tackle barrier at San Diego (12/30) with four stops (three solo) giving him 1,003. Tacked on two more solo tackles versus Kansas City (1/6/02) in the season finale to give him 1,005 (712 solo) for his career. His presence in the middle helped Seattle's defense allow only four 100-yard rushing performances (10 in 2000) and rank Seattle's rush defense 15th in the NFL (28th in 2000).

2001 COMMUNITY HIGHLIGHTS

Served lunch at the Seahawks Academy Thanksgiving Luncheon and traveled to Surrey, British Columbia, for the NFL's Practice with the Pros. **PRO:** Considered one of the top inside line-

backers in the NFL, he has produced 100 or more tackles in eight of the last nine seasons. He has 1,005 career tackles and has posted at least 100 tackles eight times (1993-94, 1996-2001). He led the Steelers in tackles from 1996-98, with a career-high 137 in 1998, while adding 18.5 career sacks and 10 interceptions. He has not missed a game since entering the league as a second-round draft pick in 1992. He has played in all 160 games with 140 starts, including a streak of 123 consecutive starts. Signed with the Seahawks as an unrestricted free agent April 9, 2001. He rejoins Seahawks linebacker Chad Brown who played with Pittsburgh from 1993-96. The tandem helped lead the Steelers to a Super Bowl XXX appearance in 1995. **1992:** Played in all 16 games on special teams, tying for third on the team with 10 tackles. Was the 38th player drafted overall, the fifth linebacker behind Quentin Coryatt, Marco Coleman, Robert Jones and Mark D'Onofrio. **1993:** Won the starting job over veteran David Little and made 13 starts in base defense. Finished second to Greg Lloyd with 103 tackles and four forced fumbles. Added a sack and two fumble recoveries, including one touchdown. Shared team lead with 10 tackles versus San Francisco (9/5) in first NFL start. Scored a touchdown on a 16-yard fumble return against San Diego (10/10), for game's only touchdown. Registered first sack the next week versus New Orleans (10/17), forc-

VETERANS

ing a fumble which set up a touchdown. Shared team lead with 11 tackles at Denver (11/21). Made the game-saving tackle at the goal line on the final play in a 17-14 win against New England (12/5). Made team-leading 12 tackles in playoff game at Kansas City (1/8). **1994:** Played every game and finished second on the team to fellow linebacker Chad Brown with 100 tackles, three sacks, two interceptions and six passes defended. Made his first sack of the season, second of career, versus Indianapolis (9/18). Produced the first interception of his career and finished second on the team with 11 tackles versus Arizona (10/30). Had second interception versus Miami (11/20). Led team with nine tackles versus Eagles (12/11). Added 14 tackles while starting both playoff games. Led the team with 10 stops versus San Diego in the AFC Championship game. **1995:** Voted as the Steelers defensive captain, with Greg Lloyd, by teammates. Started every game for the first time in his career. Finished second on the team with 88 tackles and one sack, one pass defended and two fumble recoveries. Recorded both fumbles versus Minnesota (9/24). Recorded a season-high 11 tackles while leading team at Chicago (11/5). Made 10 stops versus New England (12/16). Was the defensive star in the postseason after leading the team with 21 tackles in three games. Registered a team-high seven stops versus Buffalo (1/6) and made a fourth-quarter fumble interception that set up a touchdown. Forced a fourth-quarter fumble in the AFC Championship game versus Indianapolis (1/14). Led the Steelers with eight tackles and a sack in Super Bowl XXX against Dallas (1/28). Joined Ray Seals to record the team's only two sacks on Troy Aikman. Was the recipient of the annual "Chief Award" (in honor of Art Rooney) given to the member of the Steelers organization who best exemplifies spirit of cooperation with the media. **1996:** Earned All-Pro honors from Associated Press (second team), *College & Pro Football Weekly*, *Football Digest*, *Football News* (AFC second team). Made his first Pro Bowl appearance after leading the team for the first time with 113 tackles. The only Steelers linebacker to start every game, he recorded a career-high four interceptions. Was the team's leading tackler in four games, recording double digits three times. Recorded 10 tackles, a sack, an interception and three passes defended at Jacksonville (9/1). Had his top game versus Buffalo (9/16) collecting six tackles and two interceptions in a game for the first time in his career. Posted 12 stops versus Houston (9/29) and was credited with 10 solo stops and two sacks against Cincinnati (10/13). Forced a Jeff Blake fumble that was returned 42 yards by Rod Woodson for a touchdown. Led the team with eight stops at Atlanta (10/27) and followed that performance with an eight-tackle, one-sack output versus St.

Louis (11/3). Started both playoff contests and led the team with 14 postseason tackles, including nine tackles against the Patriots (1/5). Had first postseason interception versus the Colts (12/29). **1997:** Started all 16 games and registered a career-high and team-leading 137 tackles (94 solo) while adding a career-high five sacks on a team that was ranked second in the AFC (yielding just 294.1 yards a game). Led the team in tackles 12 games and tied for the lead in two other contests. Also contributed with two interceptions, a forced fumble and fumble recovery. Was named to numerous all-pro teams and selected as the NFL Alumni Linebacker of the Year. Named the Steelers Man of the Year. Collected 14 tackles in the Steelers two postseason contests, along with two interceptions. Registered a sack in the AFC Championship game. Had a season-high 12 stops at Jacksonville (9/7). Totaled 11 tackles in each the Cincinnati (11/16), and AFC Championship game versus Denver (1/11). **1998:** Started all 16 games and registered a career-high and team-leading 137 tackles (94 solo) while adding 2.5 sacks, a forced fumble and fumble recovery. Had a team-high 10 tackles in the season opener versus Baltimore (9/6). Duplicated his 10-tackle output the following week versus Chicago (9/13) and also caused a third-quarter fumble that set up a Steelers touchdown. Led the team for the third straight game with 12 stops at Miami (9/20). Recorded a team-high for the fourth straight week versus Seattle (9/27) with 12 tackles. Also credited with a sack and a forced fumble in that game. Was selected the AFC Defensive Player of the Week for his performance versus the Seahawks. Finished second on the team with eight stops at Cincinnati (10/11), snapping a string of four games in which he led the team. Finished with 10 total tackles versus Baltimore (10/18), leaving the game after suffering a mild knee injury. Led the team for the fifth time during the season on Monday Night versus Green Bay, registering nine total tackles (five solo). Tallied nine stops against Jacksonville (11/22) to go along with five passes defended. Forced a fumble deep in Steeler territory that halted a Jaguar scoring threat. Led the team once again with 13 tackles (10 solo) against New England (12/6), the eighth time he led the team in tackles that season and sixth recording double-digit tackle outputs. Intercepted his only pass of the season, ninth of his career, and registered a team-high 13 tackles at Tampa Bay (12/13). Led the team for the 10th time in 1998 with 10 tackles against Cincinnati (12/20). **1999:** Named the team's Most Valuable Player for the second consecutive year. Finished the year with his fourth consecutive 100-tackle season and the sixth in his eight-year career. Registered 123 tackles (98 solo), which ranked second on the team. Also had two sacks, an interception, three forced fumbles and two fumble recoveries. Finished

with a team-high 10 tackles and recovered the seventh fumble of his career that led to a third-quarter field goal at Baltimore (9/19). Finished with six tackles versus Seattle (9/26). Led the team with a team-high 11 tackles (eight solo) versus Jacksonville (10/3). Performed superbly and led the team with a season-high 13 tackles (10 solo) at San Francisco (11/7). Also forced a Charlie Garner fumble in that game that led to a Steelers field goal. Did not miss a defensive snap at Kansas City (12/18) and led the team with 11 tackles (all solo). Perhaps his best game of the season came at Carolina (12/26), when he forced a fumble that was retrieved by Travis Davis and returned 102 yards for a touchdown. Also registered a team-high 10 tackles, his second sack of the season and had two forced fumbles. Only interception of the season came in the season finale versus Tennessee (1/2) and returned it 23 yards. **2000:** Played in all 16 games and finished second on the Steelers with 109 tackles (77 solo), eclipsing the century mark in tackles for the fifth consecutive season and the seventh in his nine-year career. Also finished with one interception, five passes defended, a forced fumble and recovery. Finished with a team-high 12 tackles at the New York Jets (10/8). Logged six tackles and came up with his 11th career interception versus Cleveland (10/22). Registered 10 stops at Tennessee (11/5) and later turned in his third double-digit tackle perfor-

mance of the season versus Washington (12/16) with 10.

COLLEGE: Was a four-year starter at outside linebacker. Ended his career with the fourth-highest sack total in school history (19). Did not miss a game, setting a school record for outside linebackers with 43 starts. Was one of 12 Lombardi Award finalists as a senior after making 5.5 sacks and 67 tackles. Earned first-team All America and All-ACC honors. Was the only underclassman among five Butkus Award finalists during his junior year. Finished with 6.5 sacks, 77 tackles, three interceptions as a sophomore. Registered 5.5 sacks and 71 tackles during freshman campaign in which he made seven starts.

PERSONAL: Earned honorable mention All-State honors playing at Lamar (S.C.) High as a tight end, linebacker and kick returner. Also lettered in basketball. Has one son, Zack (3/7/00). Was married, Keisha, June 1, 2002 and resides in Charlotte, N.C. during the offseason.



KIRKLAND'S NFL RECORD

Club	G/S	Tackles			Sacks		Interceptions					TD	PD	FF	FR	
		Tkl	So	Ast	QB	Yds	No	Yds	Avg	LG						
1992 Pittsburgh	16/0	5	1	4	0.0	0.0	0	0	0.0	0	0	0	0	0	0	0
1993 Pittsburgh	16/13	103	64	39	1.0	7.0	0	0	0.0	0	0	3	4	2		
1994 Pittsburgh	16/15	100	70	30	3.0	17.0	2	0	0.0	0	0	2	0	0		
1995 Pittsburgh	16/16	88	58	30	1.0	7.0	0	0	0.0	0	0	1	0	2		
1996 Pittsburgh	16/16	113	75	38	4.0	29.0	4	12	3.0	6	0	8	2	0		
1997 Pittsburgh	16/16	126	95	31	5.0	25.0	2	14	7.0	8	0	7	1	1		
1998 Pittsburgh	16/16	137	94	43	2.5	11.0	1	1	1.0	1	0	12	1	1		
1999 Pittsburgh	16/16	123	98	25	2.0	12.0	1	23	23.0	23	0	6	3	2		
2000 Pittsburgh	16/16	109	77	32	0.0	0.0	1	1	1.0	1	0	4	1	1		
2001 Seattle	16/16	101	80	21	1.0	3.0	0	0	0.0	0	0	3	2	0		
NFL TOTALS	160/140	1,005	712	293	19.5	111.0	11	51	4.6	23	0	48	14	9		

POSTSEASON

Club	Tkl	Tackles		Sacks		Interceptions					TD	PD	FF	FR		
		So	Ast	QB	Yds	No	Yds	Avg	LG							
1992 Pittsburgh	0	0	0	0.0	0	0	0	0.0	0	0	0	0	0	0		
1993 Pittsburgh	13	11	2	0.0	0	0	0	0.0	0	0	0	0	0	0		
1994 Pittsburgh	14	7	7	0.0	0	0	0	0.0	0	0	0	0	0	0		
1995 Pittsburgh	21	17	4	1.0	8	0	0	0.0	0	0	0	1	0	0		
1996 Pittsburgh	14	10	4	0.0	0	1	4	4.0	4	0	1	0	0	0		
1997 Pittsburgh	14	10	4	1.0	7	2	21	10.5	21	0	3	0	0	0		
NFL TOTALS	76	55	21	2.0	15	3	25	8.3	21	0	4	1	0			

SINGLE GAME HIGHS

Tackles: 13, 4 Times (Last vs. Philadelphia 9/23/01)

Sacks: 1.5, vs. Seattle (9/27/98)

Interceptions: 1, 11 Times (Last vs. Tenn. 1/2/00)

Forced Fumbles: 2, vs. Chicago (12/26/99)

Fumble Recoveries: 2, vs. Minnesota (9/24/95)

Ryan LEAF



QUARTERBACK

6-5 248
WASHINGTON STATE
5TH NFL SEASON
1ST SEAHAWKS SEASON
FREE AGENT 2002
2001 GAMES/STARTS: 4/3
CAREER GAMES/STARTS: 25/21
MAY 15, 1976 (GREAT FALLS, MONT.)

5

2001: Saw action in four games, starting three, with the Dallas Cowboys. Signed with the Tampa Bay Buccaneers in the offseason, but was released following training camp. With Dallas, attempted 88 passes while completing 45 for 494 yards, one touchdown and three interceptions for a 57.7 rating. Saw first action of the season in the fourth quarter at New York versus the Giants (11/4) and completed four of eight passes for 85 yards on two drives (one in regulation and one in overtime). Started at Atlanta (11/11) and versus Philadelphia (11/18) and Denver (11/22).

COMMUNITY HIGHLIGHTS

Donated 25 tickets to each of San Diego's 1998 and 1999 home games to "Make-A-Wish" foundation as part of his "Leaf Pile" program. Leaf and Jim Harbaugh donated money for each Chargers touchdown during the 1999 season through "Toss for Tots" program, benefiting Children's Hospital and Health Center.

PRO: Signed with the Seahawks on May 21, 2002. Has played in 25 games with 21 starts and passed for 3,666 career yards on 655 attempts completing 317. Has 14 career touchdowns and 36 interceptions for a 50.0 passer rating. Was the second player chosen overall in the 1998 NFL Draft by the San Diego Chargers. Was released in 2001 by the Chargers and claimed off waivers by the Tampa Bay Buccaneers on March 2, 2001, before signing a contract on March 19, 2001. Was released by Tampa Bay September 3, and signed with the Dallas Cowboys on October 12, 2001. **2000:** Played in 11 games with nine starts for the Chargers. Completed 161 of 322 passes for 1,883 yards with 11 touchdowns and 18 interceptions while rushing 28 times for 54 yards. Made starts in first two games of the year at Oakland (9/3) and against New Orleans (9/10). Played as a backup at Kansas City (9/17), totaling 62 yards on six of 13 attempts. Made third start of the year against Seattle (9/24), but suffered a sprained right wrist in the third quarter after completing 16 of 26 passes for 153 yards. Missed the next five games before coming off the bench against Miami (11/12).

Returned to the starting lineup the following week at Denver (1/19), passing for 311 yards with three touchdowns and one interception. Made starts in each of the final six games. Threw two touchdown passes in a win over Kansas City (11/26). Had season-high 47 attempts (with 24 completions) for 266 yards with one touchdown and four interceptions (tied career worst) against San Francisco (12/3). Passed for 259 yards and two touchdowns at Carolina (12/17). Was 15 of 29 passing for 171 yards with one touchdown and one interception in season finale versus Pittsburgh (12/24). **1999:** Missed entire 1999 season due to injury to right (throwing) shoulder. **1998:** Started nine of 10 games as a rookie. Starts came in games 1-9. Also saw action in game 14 at Seattle (12/13). Finished season with 111 completions of 245 attempts for 1,289 yards with two touchdowns and 15 interceptions. Earned victories in first two NFL starts versus Buffalo (9/6) and at Tennessee (9/13). Marked first time rookie NFL quarterback won both of his first two starts since Denver's John Elway in 1983. In first career regular-season NFL game, completed 16 of 31 passes for 192 yards, one touchdown and two interceptions in 16-14 win over Buffalo. Tied team record for fewest completions in game with one (on 15 attempts) while throwing two interceptions and losing three fumbles in rain-soaked Arrowhead Stadium versus Kansas City (9/20). Set season highs in attempts (52), completions (25) and passing yards (281) with one touchdown and no interceptions versus Seattle (10/25). Active but did not play in games 10-13, saw limited action at Seattle (12/13), and was active but did not play in final two games. Originally joined Chargers as team's top selection and second player chosen overall behind Tennessee quarterback Peyton Manning (Indianapolis) in the 1998 NFL Draft. Chargers traded their first (third overall) and second-round (32nd overall) picks and 1999 first-round selection, as well as wide receiver/kick returner Eric Metcalf and linebacker Patrick Sapp, to Arizona for right to move up to the second spot.

COLLEGE: Three-year letterman and two-year starter for the Cougars. Ended career ranked first in career touchdown passes with 58 and second in passing yards with 7,818. Passed for 300 yards or more in eight games in 1997 on way to being named Pac-10 Offensive Player of year and earned All-America First-Team honors from *The Sporting News*. Helped Cougars to Pac-10 Championship and first Rose Bowl berth in 67 years in 1997, after finishing with a 10-2 record and ranked ninth in the nation. Helped team set school records for overall wins and Pac-10 wins (seven) and helped team rank first in Pac-10 in scoring (42.5/game), total offense (502.2/game) and passing (344.5/game). Ranked second nationally in passing efficiency (161.18) and third in total offense. Set Pac-10 single-season records for total offense (3,583), passing yards (3,637), and touchdown passes (33). Completions (227) and attempts (410) ranked second in school history to Drew Bledsoe (241/432-1992). 1997 honors included *The Sporting News* All-America First Team, Associated Press All-America Second Team and Pac-

10 Offensive Player of the Year. Also finished third in Heisman Trophy balloting and was a finalist for Davey O'Brien (top quarterback) and Maxwell Trophy (player of the year) awards. Earned Columbus (Ohio) Touchdown Club Sammy Baugh Passer of Year Award. Started 11 games in 1996, and had three 300-yard games. Threw for over 200 yards in seven consecutive games. Ranked second in Pac-10 in total offense (2,675 yards) and passing yards (2,811). 1996 honors included All-America honorable mention by *The Sporting News* and Pac-10 honorable mention. Saw action in nine games with one start in 1995. Redshirted in 1994.

PERSONAL: Attended Russell High School in Great Falls, Montana. High school career totals included 170 completions on 332 attempts for 2,795 yards, 29 touchdowns and 427 yards rushing and 10 touchdowns. Helped team to state championship as a junior and state semifinals as a senior. Also punted and held for placements. Started on basketball team and led team to fourth-place finish at state. Married to wife, Niki.

LEAF'S NFL RECORD

Year	Club	G/S	Att	Comp	Passing				Sacked	Rate	
					Yds	Pct	TD	Int			
1998	San Diego	10/9	245	111	1,289	45.3	2	15	67	22/140	39.0
1999	San Diego	Did Not Play									
2000	San Diego	11/9	322	161	1,883	50.0	11	18	83t	31/155	56.2
2001	Dallas	4/3	88	45	494	51.1	1	3	38	12/82	57.7
TOTALS		25/21	655	317	3,666	48.4	14	36	83t	65/377	50.0

Year	Club	G/S	Att	Yds	Rushing		
					Avg.	Lg	TD
1998	San Diego	10/9	27	80	3.0	20	0
1999	San Diego	Did Not Play					
2000	San Diego	11/9	28	54	1.9	14	0
2001	Dallas	4/3	4	-7	-1.8	0	0
TOTALS		25/21	59	127	2.2	20	0

RECORD AS A STARTER

Year	Club	G/S
1998	San Diego	3-6
1999	San Diego	Did Not Play
2000	San Diego	1-8
2001	Dallas	0-3
TOTALS		4-17

SINGLE GAME HIGHS

Attempts:	52	vs. Seattle	(10/25/98)
Completions:	25	vs. Seattle	(10/25/98)
Yards:	311	at Denver	(11/19/00)
Longest TD:	83	at Denver	(11/19/00)
Most TDs:	3	at Denver	(11/19/00)
Interceptions:	4 (2 Times)	last vs. San Fran	(12/3/00)
Rushing Yds.:	31	at Tennessee	(9/13/98)
Rushing TD:	None		

Rian LINDELL



KICKER

6-3 237

WASHINGTON STATE

3RD NFL SEASON

3RD SEAHAWKS SEASON

FREE AGENT 2000

2001 GAMES/STARTS: 16/0

CAREER GAMES/STARTS: 28/0

JANUARY 20, 1977 (VANCOUVER, WASH.)

9

2001: Connected on 20 of 32 field goal attempts and all 33 of his PATs in second season. Opened the season on a high note with kicks from 49, 23 and the game-winning 52-yard field goal at Cleveland (9/9), giving Seattle a 9-6 win. Set a career-high with four attempts versus the Browns, missing his first attempt from 43 yards. Scored the only points versus Philadelphia (9/23), a 41-yard boot in the second quarter. Attempted a career-long 55-yarder at Oakland (9/30) in a loss to the Raiders. Made three field goals at Buffalo (11/18), tying his career-high (also established at Cleveland). After missing two kicks in regulation, defeated San Diego (12/2) at home for the second year in a row with a 24-yard kick in overtime. Continued to be the thorn in the Chargers side with another game-winning kick on the road (12/30), hitting a career-long 54-yarder as time expired. Is 19 of 30 from 40-plus yards in his career.

2001 COMMUNITY HIGHLIGHTS

Visited Northwest Indian College in Bellingham, Wash., for a Ready, Set, Goals videoconference. Served as a coach for the CampFire Boys & Girls Football Camp at Camp Killoqua in Stanwood and recorded a greeting to troops stationed in Afghanistan for Circuit City's "Message from America".

PRO: Originally signed as an undrafted free agent with the Dallas Cowboys, but was released following training camp. Signed as a free agent with the Seahawks September 26, 2000. Signed as a free agent with the Seahawks in week five (9/26) leading up to the Monday Night matchup at Kansas City (10/2). Kicked in 12 games connecting on 15 of 17 field goal attempts and was 25 of 25 on PATs. Field goal percentage (88.2%) set a team record (previously held by Todd Peterson's 1999 performance 34/40-85.0%). His percentage was tops among rookies and was 8th in the NFL. He was an impressive 10 of 11 (90.9%) from 40-plus yards, second only to Miami's Olindo Mare (12/13-92.3%). Was three

of three from 50-plus yards. Finished out the season connecting on his final 11 field goal attempts. Improved the Seahawks opponents average drive start from 12th (29.1-yd line) in the AFC when he signed to finish 4th (26.9-yd line). Connected on his first career attempt from 27 yards on Monday Night at Kansas City (10/2). Hit a 51-yard field goal just before half versus Indianapolis (10/15). Went two of two versus Kansas City (10/29) which included a 50-yard field goal. Biggest kick of the season may have come against the Chargers (11/5) as he nailed a 48-yard game-winner in driving wind and rain as time expired for a Seahawks 17-15 win, which ended a five-game losing skid. Converted four of four PATs at Jacksonville (11/12), marking the only game of the season he did not have a field goal attempt. Booted a career-high three field goals at Atlanta (12/3), including two from over 40 yards. Connected on both attempts versus Oakland (12/16), which included a career-long 52-yarder giving the Seahawks a 13-10 lead as time expired in the first half.

COLLEGE: Finished his collegiate career fourth on the Cougar career scoring list with 206 points. Finished his senior season making 12 of 16 field goal attempts and 28 of 28 PATs. Converted 25 of 25 PAT tries and eight of 17 field goal attempts as a junior after leading the team with 96 points, fourth best in school history. Was 58 of 60 PATs and 12 of 17 field goals as a sophomore. Extra point attempts and conversions both established school records.

PERSONAL: Was a kicker, tight end and defensive end at Mountain View High School in Vancouver, Wash., earning the team's defensive and special teams MVP honors while earning all-league honors as a defensive end and kicker. Earned all-state, league MVP and team MVP honors in baseball as a third baseman and pitcher. Married wife Johna in May 2001.

LINDELL'S NFL RECORD

		Kicking									
Club	G/S	PAT-Att	FG-Att	1-19	20-29	30-39	40-49	50+ FG%	LG	Pts	
2000 Seattle	12/0	25-25	15-17	0-0	4-5	1-1	7-8	3-3	88.2	52	70
2001 Seattle	16/0	33-33	20-32	0-0	7-8	4-5	6-14	3-5	62.5	54	93
NFL TOTALS	28/0	58-58	35-49	0-0	11-13	5-6	13-22	6-8	71.4	54	163


		Miscellaneous							
Club	Indoors	In %	Outdoors	Out %	Home	Home%	Road	Road %	
2000 Seattle	3-3	100.0	12-14	85.7	8-9	88.9	7-8	87.5	
2001 Seattle	0-0	--	20-32	62.5	12-18	66.7	8-14	57.1	
NFL TOTALS	3-3	100.0	32-46	69.6	20-27	74.1	15-22	68.2	

SINGLE GAME HIGHS

Most FGs Att.: 4, 3 Times (Last vs. San Diego 12/2/01)
Most FGs Made: 3, 3 Times (Last at Buffalo 11/18/01)
Longest FG Attempted: 55, at Oakland (9/30/01)
Longest FG Made: 54, at San Diego (12/30/01)

Most PATs Att.: 4, 4 Times (Last vs. Oakland 11/11/01)
Most PATs Made: 4, 4 Times (Last vs. Oakland 11/11/01)
Game Winners: 4, Last at San Diego (12/30/01)
Special Teams Tackles: 2000 (1); 2001 (1); Total: (2).

Ken LUCAS



CORNERBACK

6-0 205

MISSISSIPPI

2ND NFL SEASON

2ND SEAHAWKS SEASON

SECOND ROUND 2001

2001 GAMES/STARTS: 16/8

CAREER GAMES/STARTS: 16/8

JANUARY 23, 1979 (CLEVELAND, MISS.)

21



2001: Became first rookie to start at corner since Shawn Springs (1997). Started first two games of the season at left corner in place of Shawn Springs (hamstring) opposite Paul Miranda in place of Willie Williams (arm). Had a season-high four passes defensed at Cleveland (9/9), including one late in the game near the goal line in Seattle's 9-6 win. Had seven tackles (five solo) versus Philadelphia (9/23) and first career fumble recovery. Williams returned and Lucas moved over to the right side for Games 3-4. Put up another seven-tackle (all solo) game at Oakland (9/30) followed by four (three solo) versus Jacksonville (10/7). Springs returned and Lucas played primarily in the nickel defense, posting three tackles in that span. Started Games 11-13 and had six solo stops versus Dallas (12/16) and three passes defensed. Posted a career-high 10 tackles (all solo) at San Diego (12/30), including his first career interception. Had 46 tackles (41 solo) during the season and was second on the team with 15 passes defensed.

2001 COMMUNITY HIGHLIGHTS

Served lunch at the Seahawks Academy

Thanksgiving Luncheon. Roasted and sold chestnuts with three other rookies during the holiday season outside of the Seattle Four Seasons Olympic Hotel as a fundraiser for the YWCA's Angeline's Day Center for Homeless Women.

PRO: Selected with the ninth pick in the second round (40th overall) of the 2001 NFL draft. The fifth highest cornerback taken by the Seahawks and highest since Shawn Springs was chosen third overall in 1997.

COLLEGE: Began Rebel career as a wide receiver before shifting to the defensive backfield as a junior. Finished career with 17 regular season starts, recording 85 tackles (59 solo) with seven interceptions and 33 pass deflections. Member of several All-American teams after leading the nation with a school-record 25 passes defensed as a senior. An All-Southeastern Conference first-team selection, started every game at cornerback recording 42 tackles (27 solo) with five interceptions for 60 yards. Played in 10 games junior season, starting seven at corner. Finished with 34 tackles (27 solo), deflected eight passes and intercepted two others for 24 yards. Appeared in every game as a

reserve receiver before shifting to cornerback later his sophomore season. Finished with 12 receptions for 152 yards and 75 yards on a pair of reverses. Returned 11 kickoffs for 185 yards and also had a 17-yard punt return. Versus Arkansas State, became the first player in Rebel history to block two punts in one game. Played in every game as a true freshman, lining up at receiver. Caught nine passes for 96 yards and gained 3 yards on a reverse.

PERSONAL: Earned first-team All-District honors at both wide receiver and kick returner, while picking up All-County honors at wide receiver and cornerback at East Side (Cleveland, Miss.) High. District Rookie of the Year as a freshman and voted team's Most Outstanding Player in 1994 and Most Valuable Player in 1995. Also lettered four times in baseball, finishing with a .395 career batting average.

LUCAS' NFL RECORD

Club	G/S	Tackles			Sacks		Interceptions					FF	FR	
		Tkl	So	Ast	QB	Yds	No	Yds	Avg	LG	TD			PD
2001 Seattle	16/8	46	41	5	0.0	0.0	1	0	0.0	0	0	15	0	1
NFL TOTALS	16/8	46	41	5	0.0	0.0	1	0	0.0	0	0	15	0	1

SINGLE GAME HIGHS

Tackles: 10, at San Diego (12/30/01)

Sacks: none

Interceptions: 1, at San Diego (12/30/01)

Forced Fumbles: None

Fumble Recoveries: 1, vs. Philadelphia (9/23/01)

Chris McINTOSH



TACKLE

6-6 308

WISCONSIN

3RD NFL SEASON

3RD SEAHAWKS SEASON

FIRST ROUND (B) 2000

2001 GAMES/STARTS: 10/3

CAREER GAMES/STARTS: 24/13

FEBRUARY 20, 1977 (PEWaukee, Wis.)

75

2001: Endured an injury-plagued season beginning with a stinger suffered in training camp that lingered the entire season. Missed the season opener at Cleveland (9/9) but returned to start at right tackle vs. Philadelphia (9/23) and at Oakland (9/30). Declared inactive the following week vs. Jacksonville (10/7) but returned the following week vs. Denver (10/14) on the field goal unit. Started his last game of the season vs. Miami (10/28) and was replaced in the starting lineup the following week by Todd Weiner. Saw time on the field goal unit the next six games, followed by three inactives before being placed on injured reserve 1/2/02 with the stinger.

2001 COMMUNITY HIGHLIGHTS

Recorded a greeting to troops stationed in Afghanistan for Circuit City's "Message from America".

PRO: Drafted with the 22nd pick in the first round of the 2000 NFL draft. The second of two first-round draft picks became the sixth offensive lineman taken by the Seahawks in the first-

round, following Steve August (1977), Andy Heck (1989), Ray Roberts (1992), Pete Kendall (1996) and Walter Jones (1997). It was the second time in team history the Seahawks selected two players in the first round, joining Shawn Springs (third overall) and Walter Jones (sixth overall) in 1997. **2000:** Signed with Seattle August 26 and was placed on the exempt list opening weekend at Miami (9/3). Made his NFL debut at right tackle vs. St. Louis (9/10). Made his first of 10 consecutive starts at right tackle vs. Indianapolis (10/15) in place of Todd Weiner after playing as a reserve and on special teams four of the first six games. Part of the offensive line that did not give up a sack in back-to-back games at Atlanta (12/3) and at Denver (12/10) for the first time in 324 games. Helped block for Ricky Watters when he surpassed the 10,000-yard career rushing mark at Atlanta (12/3).

COLLEGE: Consensus All-American as a senior at Wisconsin, blocking for Heisman Trophy winner Ron Dayne. Four-year starter at left tackle and two-year captain for the Badgers.

Helped guide offense to 5,006 yards, the third highest single-season output in school history his senior year. Provided blocking for Dayne's 226 yards in the 2000 Rose Bowl versus Stanford and earned Player of the Game honors in the 1997 Rose Bowl versus UCLA.


PERSONAL: Top 100 prospect by Prep Football

Report at Pewaukee (Wis.) High. Two-year captain. Also lettered in wrestling and track. State heavyweight wrestling champion as a prep senior. Earned All-Conference honors as a sophomore in football, wrestling and track. Earned academic All-Big Ten as a freshman. Married, Deann (4/7/01). Born on February 20, 1977, in Pewaukee, Wis.

MCINTOSH'S NFL RECORD

Career Games Played/Started: 2000 (Seattle) 14/10; 2001 (10/3); Career: 24/13.

Itula MILI



TIGHT END

6-4 260

BRIGHAM YOUNG

6TH NFL SEASON

6TH SEAHAWKS SEASON

6TH ROUND 1997

2001 GAMES/STARTS: 16/5

CAREER GAMES/STARTS: 55/13

APRIL 20, 1973 (LAIE, HAWAII)

89

2001: Played in all 16 games, starting five. Started season with two catches at Cleveland (9/9) for 21 yards. Had his best game vs. Jacksonville (10/7) with two catches for 42 yards, including a career-long 41-yarder and one touchdown. His second score of the season came vs. Miami (10/28) on a 15-yard catch in the second quarter to put Seattle on the board first. In all, caught eight passes for 98 yards (12.3 avg.).

2001 COMMUNITY HIGHLIGHTS

Bowled in the Shawn Springs' Bowling Classic which benefited the Springs For Life Foundation, Junior Achievement and King County Boys & Girls Clubs.

PRO: Chosen with the 11th pick in the sixth round, the 174th overall choice, in the 1997 college draft. Resigned a multi-year deal 3/14/02 to stay with the club. **1997:** Missed the entire season on injured reserve with a knee injury suffered late in his final collegiate season. **1998:** Saw limited action in seven games and was inactive for eight games. Missed the season finale when he was placed on injured reserve (12/25) with a knee injury. Played in multi-tight end sets at Oakland (11/15) and at Dallas (11/22). Made first career reception at Dallas, for a 20-yard pickup. **1999:** Saw action in all 16 games with two starts. Made first career start in the season opener versus Detroit. Also, started at Chicago (9/19). For the season, caught four passes for 24 yards with one touchdown. The first score of his career came on a 1-yard pass from Jon Kitna

at San Diego (10/17). **2000:** Had a career season surpassing his career numbers through the first four games. Started the first four games in place of injured Christian Fauria (hamstring) and posted 11 receptions for 129 yards (11.7 avg.) with one touchdown. Had a career-high five receptions in his fifth start of the year at Oakland (10/22) and a career-high 52 yards vs. St. Louis (9/10). Started for the sixth time at Denver (12/10) and caught a career-long 34 yarder. His three touchdowns and Fauria's two touchdowns tied a team record with five touchdowns by tight ends for a single season. Mike Tice and Travis McNeal combined for five scores in 1991.

COLLEGE: Four-year letterman who played tight end, fullback, and H-back. Finished his career with 126 receptions for 1,777 yards and 11 touchdowns in 40 games, with 22 starts. First-team All-Western Athletic Conference as a senior after catching a single-season best 46 passes for 692 yards and three scores in 14 games. Had 108 yards on nine receptions versus Washington. Injured his knee in the Western Athletic Conference title game and missed the Cougars bowl game. Started at fullback and H-back as a junior and caught 36 passes for 440 yards and three scores. Had two 100-yard games, 101 yards on four receptions versus Utah State and 108 yards on five catches against Fresno State. Played six games, with three starts, as a freshman. Served on an LDS mission to New Zealand in 1992 and 1993. Majored in Geography.

PERSONAL: Lettered in football, basketball, and track at Kahuku High School in Laie, Hawaii. Football team won the state championship as a junior and senior. All-state choice as a wide receiver. State high jump champion as a junior

despite school not having a pit for him to practice. Plays the guitar. Born in Kahuku, Hawaii. Lives in Laie, Hawaii, with his wife, Melisa (8/31/99) and their son, Tiki (1/25/02).

MILI'S NFL RECORD

Year	Club	G/S	No Injured Reserve	Yds	Avg	LG	TD
1997	Seattle						
1998	Seattle	7/0	1	20	20.0	20	0
1999	Seattle	16/2	4	24	6.0	9	1
2000	Seattle	16/6	28	288	10.3	34	3
2001	Seattle	16/5	8	98	12.3	41	2
NFL TOTALS		55/13	41	430	10.5	41	6

SINGLE GAME HIGHS

Most Receptions: 5, at Oakland (10/22/00)
Most Yards: 52, vs. St. Louis (9/10/00)
Most Touchdowns: 1, 6 Times (Last vs. Miami 10/28/01)
Longest Reception: 41, vs. Jacksonville (10/7/01)

ADDITIONAL STATISTICS

Postseason Games Played/Started: 1999, 1/0.
Postseason Statistics: 1999, None.

HAWK NOTES

In 2001, Seattle's rushing defense allowed the fourth lowest total (excluding the strike-shortened 1982 season of nine games) in franchise history. The Seahawks allowed an average of 107.6 yards/game, the lowest total since holding opponents to 103.8 yards/game in 1993.

FEWEST RUSHING YARDS ALLOWED IN A SEASON


<u>Year</u>	<u>Total</u>	<u>Average/Game</u>
1990	1606	100.4
1993	1660	103.8
1991	1684	105.3
2001	1721	107.6
1997	1731	108.2

The Seahawks showed the second-biggest turnaround in rushing defense from 2000, to 2001. Second only to Dallas, Seattle trimmed 45.8 rushing yards/game off their 2000 total.

DIFFERENCE IN RUSHING YARDS/GAME

<u>Team</u>	<u>2000 (Rank)</u>	<u>2001 (Rank)</u>	<u>Difference</u>
Dallas	164.8 (31)	105.7 (16)	-57.9
Seattle	153.4 (28)	107.6 (18)	-45.8
Arizona	163.1 (30)	127.3 (23)	-32.7
Chicago	114.2 (19)	82.1 (3)	-32.1
Pittsburgh	105.8 (12)	75.1 (1)	-31.1

Paul MIRANDA



CORNERBACK

5-10 185

CENTRAL FLORIDA

4TH NFL SEASON

3RD SEAHAWKS SEASON

FREE AGENT 2000

2001 GAMES/STARTS: 8/2

CAREER GAMES/STARTS: 17/2

MAY 2, 1976 (THOMASVILLE, GA.)

22

2001: Saw time in eight games and started the first two games of his career. Started at right corner in place of Willie Williams (arm) and had three solo tackles versus the Browns (9/9) and three passes defended. Set a career-high with seven solo tackles the following week versus the Eagles (9/22) with two passes defended. Saw limited time after Shawn Springs and Willie Williams returned from injuries but played in the nickel and dime defenses Games 13-15 with injuries to Marcus Bell and Ike Charlton. Recovered a fumble on special teams at New York Giants.

2001 COMMUNITY HIGHLIGHTS

Visited children at the Seahawks Academy Pizza Party and was on hand for the First Place, a school for homeless school children grades K-6, holiday party.

PRO: Was a fourth-round (96th overall) draft choice in the 1999 draft. Pick was obtained from San Francisco for D4-99 (99th overall) and D6-99 (171st overall). **1999:** Miranda played five games for Indianapolis and was declared inactive for 11 games. Saw most playing time on special teams posting four tackles and had one solo tackle at Philadelphia (11/21). Had one special teams tackle versus Tennessee (1/16) in the AFC Divisional Playoff game. **2000:** Signed with the Seahawks on September 1, but was

inactive the first three games of the season before being released on September 19. He was then signed to the San Francisco 49ers practice squad before being re-signed to the Seahawks active roster on November 29. Saw action in the next four games and played corner for the first time vs. Buffalo (12/23) in the nickel and dime packages. Collected a career-high three tackles (two solo) and caused his first forced fumble.

COLLEGE: Attended Central Florida playing 31 games with 11 starts. Played three years and totaled 112 tackles (85 solo), two interceptions, one sack and returned 26 kickoffs for a 28.2-yard average. Did not miss a game his last two seasons with his best game coming versus Southwestern Louisiana posting six tackles (four solo) and a 38-yard pick for a touchdown his senior year. His first score came his junior year on an 88-yard kickoff return versus Toledo and recorded a career-high nine tackles versus Mississippi. Played in nine games as a sophomore and spent his freshman season at Holmes Junior College in Goodman, Miss.

PERSONAL: Paul Nathaniel Miranda was born in Brooklyn, N.Y., and raised in Miami, Fla. Attended Thomas County Central High School and holds a Health Services Administration degree from Central Florida. Married to Kimberlie (12/29/00), and has a daughter Jasmine (12/22/93).

MIRANDA'S NFL RECORD

Club	G/S	Tackles			Sacks		Interceptions								
		Tkl	So	Ast	QB	Yds	No	Yds	Avg	LG	TD	PD	FF	FR	
1999 Indianapolis	5/0	1	1	0	0.0	0.0	0	0	0.0	0	0	0	0	0	0
2000 Seattle	4/0	3	2	1	0.0	0.0	0	0	0.0	0	0	0	0	1	0
2001 Seattle	8/2	13	13	0	0.0	0.0	0	0	0.0	0	0	5	0	0	0
NFL TOTALS	17/2	17	16	1	0.0	0.0	0	0	0.0	0	0	5	1	0	0

SINGLE GAME HIGHS

Tackles: 7, vs. Philadelphia (9/23/01)

Sacks: None

Interceptions: None

Forced Fumbles: 1, vs. Buffalo (12/23/00)


Fumble Recoveries: None

ADDITIONAL STATISTICS

Special Teams Stats: 1999 (4); 2000 (0); 2001 (FR);

Career Totals: (4, FR).

Brandon MITCHELL



DEFENSIVE END

6-3 290

TEXAS A&M

6TH NFL SEASON

1ST SEAHAWKS SEASON

UFA (NE) 2002

2001 GAMES/STARTS: 16/11

CAREER GAMES/STARTS: 62/37

JUNE 19, 1975 (ABBEVILLE, LA.)

97

2001: Appeared in 16 regular-season games with 11 starts as a defensive tackle for Super Bowl XXXVI Champion New England Patriots. Started two of three post-season games. Totaled 43 tackles with one sack and a blocked field goal for the season. Blocked a Mike Vanderjagt 46-yard attempt at Indianapolis (10/21) that set up a touchdown on the ensuing play. Tied for team lead with season-high six tackles at Denver (10/28). Blocked a Kris Brown 34-yard field goal in second round of playoffs that was recovered by Troy Brown who lateraled to Antwan Harris who ran 49 yards for a touchdown. Started Super Bowl XXXVI at defensive tackle.

2001 COMMUNITY HIGHLIGHTS

Was involved with the Patriots community effort while playing for New England. Made various appearances in the area and enjoys spending time with children.

PRO: An original second round draft choice (59th overall) in the 1997 NFL Draft by the New England Patriots, has started 37 of 62 career games played and totaled 163 tackles and 6.0 sacks in his five-year career. Signed with the Seahawks as an unrestricted free agent April 11, 2002. **1997:** Appeared in 14 games as a rookie, including both playoff games as a backup to Willie McGinest at defensive end. Finished the season with nine tackles. He was listed among the Patriots inactives prior to four of the first five games, but worked his way into the lineup by the sixth game of the season. Made NFL debut at Indianapolis (9/7) and recorded his first career tackle. **1998:** Played in each of the first seven games, earning his first start in the seventh game of the season, when he replaced Willie McGinest (injury) at Miami (10/24). Broke his ankle in that game, causing him to miss the remainder of the 1998 season after being placed on injured reserve (10/30). Opened the season with three solo tackles, including a John Elway 9-yard sack at Denver (9/7), the first sack of his career and the first by a Patriot in 1998. Started at right defensive end and recorded a career-high seven solo stops, including a 6-yard sack of Dan

Marino, before leaving the game with a fractured ankle at Miami (10/25). Ended the season with 21 total tackles (17 solo), including two sacks for 15 yards. **1999:** Started every game for the Patriots at left defensive end, opposite Willie McGinest and amassed 61 total tackles, including three sacks, both career highs. One of just six defensive players to start every game, forming a defensive unit that finished the season ranked eighth in the NFL, the highest defensive ranking by the Patriots in 11 years. Registered five tackles as the Patriots held the New York Giants (9/26) to just 57 yards rushing in the game and a 2.2-yard average per carry. Versus Cleveland (10/2), sacked Tim Couch for a loss of 5 yards on third down to end a fourth quarter drive. It was his first sack of the season and the third sack of his career. Assisted in the Patriots best defensive effort of the season versus Arizona (10/31), yielding just 166 total net yards in a 27-3 win over the Cardinals allowing just 90 net yards passing and 76 yards rushing. Registered a career high with seven solo tackles against the New York Jets (11/15). Recorded a career-high nine total tackles versus Buffalo (12/26). **2000:** Started nine of 11 games recording 29 tackles and a pass defended before being placed on injured reserve with a right leg injury (12/6). Tied a career high with nine tackles versus Tampa Bay (9/3). Recorded two tackles at Kansas City (12/4) before having to leave the game with an injured right leg in the second quarter.

COLLEGE: Started the final 34 games of collegiate career and totaled 174 tackles, including a school record 33 tackles for loss. Finished with 21 sacks and moved ahead of former Seattle defensive tackle Sam Adams into seventh on the Aggies all-time sack list. Started every game at defensive end and totaled 53 tackles and six sacks as a senior earning All-Big Twelve first-team honors. Was a semi-finalist for the Lombardi Award, given annually to the nation's top lineman. Posted 52 tackles and six sacks as a junior as a first-team All-Southwest Conference performer and Lombardi Award semi-finalist.

Consensus first-team all-conference honors and named Southwest Conference Defensive Player of the Year totaling 62 tackles and a career-high nine sacks with two forced fumbles, three recoveries and six passes defended. Played in every game as a reserve as a freshman and finished with seven tackles.

PERSONAL: Born in Abbeville, La., where he attended Abbeville High and earned prep All-American honors. Totaled 112 tackles, including seven sacks as a senior. Posted 125 stops as a junior. Lettered in track and won the prep state championship in the shot put. Majored in sports management at Texas A&M.

MITCHELL'S NFL RECORD

Club	G/S	Tackles			Sacks		Interceptions					LG	TD	PD	FF	FR
		Tkl	So	Ast	QB	Yds	No	Yds	Avg							
1997 New England	12/0	9	6	3	0.0	0.0	0	0	0.0	0	0	0	0	0	0	0
1998 New England	7/1	21	17	4	2.0	15.0	0	0	0.0	0	0	0	0	0	0	
1999 New England	16/16	61	42	19	3.0	13.0	0	0	0.0	0	0	0	3	0	1	
2000 New England	11/9	29	13	16	0.0	0.0	0	0	0.0	0	0	0	1	0	0	
2001 New England	16/11	43	26	17	1.0	5.0	0	0	0.0	0	0	0	0	0	0	
NFL TOTALS	62/37	163	104	59	6.0	33.0	0	0	0.0	0	0	0	4	0	1	

POSTSEASON

Club	G/S	Tackles			Sacks		Interceptions					LG	TD	PD	FF	FR
		Tkl	So	Ast	QB	Yds	No	Yds	Avg							
1997 New England	2/0	0	0	0	0.0	0.0	0	0	0.0	0	0	0	0	0	0	
2001 New England	3/2	3	1	2	0.0	0.0	0	0	0.0	0	0	0	0	0	0	
NFL TOTALS	5/2	3	1	2	0.0	0.0	0	0	0.0	0	0	0	0	0	0	

SINGLE GAME HIGHS

Tackles: 9, 2 Times (Last vs. Tampa 9/3/00)
Sacks: 1.0, 6 Times (Last vs. St. Louis 11/18/01)
Interceptions: None
Forced Fumbles: None
Fumble Recoveries: 1, vs. Indy (9/19/99)

ADDITIONAL STATISTICS

Blocked FG: 1, at Indy (10/21/01)
 Also blocked FG at Pittsburgh in play-offs (1/27)

Dennis NORMAN



TACKLE

6-5 312

PRINCETON

2ND NFL SEASON

2ND SEAHAWKS SEASON

SEVENTH ROUND (B) 2001

2001 GAMES/STARTS: 0/0

CAREER GAMES/STARTS: 0/0

JANUARY 26, 1980 (MARLTON, N.J.)

68



2001: Was declared inactive all 16 games.

PRO: Selected as the second of three seventh-round draft picks, 22nd in the round (222nd overall). Worked in the 2002 offseason at center.

2001 COMMUNITY HIGHLIGHTS

Took part in the NFL/United Way Hometown Huddle, a clean-up project at an emergency housing unit in Seattle for homeless families.

COLLEGE: A three-year letterwinner that was named first-team All-Ivy League his final three seasons. Started 26 of 29 career games played after missing his freshman year due to a broken left leg. One of four players to be named All-Ivy League three times (Derek Graham, Damani Leech, Matt Evans). Only tackle ever drafted

from Princeton and the sixth player overall. First Princeton player chosen since Judd Garrett by Philadelphia in 1990. Second-highest choice ever from Princeton (center Jon Schultheis was chosen in the seventh-round, 182nd overall, by Philadelphia). Won the Heptagonal championship in discus (168-8) as a sophomore.

PERSONAL: A three-time letterwinner in track, two-time letterwinner in basketball and football at Cherokee (N.J.) High. Won Group IV discus championship senior year and was named All-South Jersey in track. Member of the National Honor Society and a National Merit Scholar. Parents are Dennis Norman, Sr. and Linda Bethea. Has two brothers, Charles and Matthew, and one sister, Aimee. Majored in computer science engineering.

John RANDLE



DEFENSIVE TACKLE

6-1 287

TEXAS A&I

13TH NFL SEASON

2ND SEAHAWKS SEASON

UFA (MINNESOTA) 2001

2001 GAMES/STARTS: 15/14

CAREER GAMES/STARTS: 191/164

DECEMBER 12, 1967 (HEARNE, TEXAS)

93

2001: Played in 15 games, starting 14, and turned in one of the most productive seasons in Seattle history, while becoming the 23rd Seahawks player to earn a trip to the Pro Bowl (his seventh overall). Had three solo tackles and one sack in his Seahawks debut at Cleveland (9/9). Posted another sack versus Philadelphia (9/23) and half a sack at Oakland (9/30) that caused Rich Gannon to fumble. Had another sack for the fourth straight game versus Jacksonville (10/7) and had a season-high five tackles (three solo) versus Denver (10/14) and another sack that caused a Brian Griese fumble. Before leaving the game (knee) at Washington (11/4) he picked up another sack, giving him 5.5 through seven games. Missed the Oakland (11/11) contest (knee) and returned at Buffalo (11/18). Forced a fumble after a sack of Trent Green at Kansas City (11/25). Tied a season-high with five stops (four solo) and had a season-high two sacks, one that forced his team-leading fourth fumble, at Denver (12/9). Scored first touchdown of career at New York (12/23) when he recovered a Kerry Collins fumble (forced by Antonio Cochran) in the endzone. Tallied three tackles (two solo) and added 1.5 sacks to give him a total of 11.0 for the season at San Diego (12/30).

2001 COMMUNITY HIGHLIGHTS

Took part in the NFL/United Way Hometown Huddle, a clean-up project at an emergency housing unit in Seattle for homeless families with children.

PRO: Signed with Seattle as a free agent March 3, 2001. The seven-time Pro Bowler has excelled on the defensive line playing in 183 consecutive games, including 140 consecutive starts until a knee injury forced him to miss the Oakland game (11/11/01). The streak began on 11/29/92 at the L.A. Rams. His 124.0 sacks since 1991 is tops in the NFL and his eight consecutive 10-plus sack seasons (1992-99) rank second in NFL history behind Reggie White's nine. Finished his Vikings career ranked third in sacks (114.0) and

forced fumbles (24). **1990:** Signed as an undrafted free agent from Texas A&I. Played in all 16 games and posted his first NFL sack and forced fumble vs. Philadelphia (10/15). **1991:** Played 16 games and started eight with his first career start vs. Detroit (10/6), recording seven tackles. Started the next four games until breaking his thumb vs. Tampa Bay (11/3). Returned to the starting lineup at Tampa Bay (12/8). Finished 10th in the NFC with 9.5 sacks. **1992:** Collected 11.5 sacks placing him eighth in the NFC. Posted a season-high 2.5 sacks vs. Chicago (11/2). Did not start vs. Green Bay (9/6) and vs. Cleveland (11/22) because of a chest injury. His current 176 consecutive games played and 133 consecutive games started streak began at the L.A. Rams (11/29/92). **1993:** Tied for third in the NFC and seventh in the NFL with 12.5 sacks, along with 59 tackles (54 solo) and three forced fumbles. Recorded 3.0 sacks at Chicago (10/25) and vs. Detroit (12/5). Named NFC Defensive Player of the Week for his game at Chicago. Elected to start the Pro Bowl. **1994:** Collected 13.5 sacks good for a first-place tie in the NFC (2nd NFL). Became only the second interior lineman (Bill Pickel, L.A. Raiders) with three straight seasons of 11.5 or more sacks since the NFL started keeping sack totals in 1982. Posted four multi-sack games and was named NFL Defensive Player of the Week vs. San Francisco (12/26) when he had 2.0 sacks and forced a fumble that was returned for a touchdown. Elected to start the Pro Bowl. **1995:** Placed eighth in the NFC with 10.5 sacks. Posted 2.0 sacks vs. Arizona (11/12) and vs. Detroit (11/23). Elected to start the Pro Bowl. **1996:** Tied for seventh in the NFC with 11.5 sacks. Set career-highs with 3.5 sacks and two forced fumbles vs. Green Bay (9/22), garnering NFC Defensive Player of the Week and went on to being named NFC Defensive Player of the Month for September. Elected to start his fourth Pro Bowl. **1997:** Led the NFL for first time in his career with a career-high 15.5 sacks. Also set a career-high with 71 tackles (39 solo). Became the first Vikings player to lead the League since Chris Doleman in 1989. Named

NFC Defensive Player of the Month for October with 6.0 sacks. Had 3.0 sacks vs. Carolina (10/12) and vs. Detroit (12/14). Had a career-high 10 tackles vs. San Francisco (12/7). Started his fifth-straight Pro Bowl. **1998:** Ranked 10th in the NFC with 10.5 sacks. Had a season-high 2.0 sacks at Detroit (10/25) and vs. Jacksonville (12/20). Also tied his career-high with two forced fumbles vs. Jacksonville. Named NFC Defensive Player of the Month for December. Selected to his sixth-straight Pro Bowl. **1999:** Finished the season with 10.0 sacks. Twice honored as NFC Defensive Player of the Week (10/3 and 12/00). Recorded his first career interception vs. San Francisco (10/24), returning it 1 yard. Picked up his 100th career sack vs. Dallas (11/8). Forced a fumble and had a season-high 3.0 sacks vs. Detroit (1/2/00), helping him earn NFC Defensive Player of the Month for December. **2000:** Led Minnesota in sacks (8.0) for the ninth time in 11 seasons and the eighth straight season. Recorded 31 tackles with two forced fumbles for the season. Posted a season-high five solo tackles vs. Carolina (11/19). Tallied a pair of multi-sack games, posting two vs. Carolina (11/19) and Detroit (11/30). Recorded a sack in three straight games, at Green Bay (11/6), vs. Arizona (11/12) and vs. Carolina (11/19). Had one sack in the divisional playoffs vs. New Orleans (1/6/01).

HONORS: **1993:** *NFC Pro Bowl Squad, All-Pro (AP, Pro Football Weekly/Pro Football Writers of America, Football Digest), All-NFC (UPI, Football News); 1994:* *NFC Pro Bowl Squad, All-Pro (AP, College & Pro Football Newsweekly, Football Digest, Pro Football International, Football News); 1995:* *NFC Pro*

Bowl Squad, All-Pro (AP, College & Pro Football Newsweekly, Pro Football Weekly/Pro Football Writers of America, The Sporting News), All-NFC (UPI, Football News); 1996: *NFC Pro Bowl Squad, All-Pro (AP, Football Digest, Pro Football Weekly/Pro Football Writers of America, The Sporting News, USA Today), All-Pro Second Team (College & Pro Football Newsweekly), All-NFC (UPI, Football News); 1997:* *NFC Pro Bowl Squad, All-Pro (AP, Pro Football Weekly, College & Pro Football Weekly, The Sporting News, USA Today), All-Pro Second Team (Football Digest), All-NFC (Football News); 1998:* *NFC Pro Bowl Squad, All-Pro (AP, College & Pro Football Weekly, The Sporting News, USA Today, Football Digest) All-NFC (Football News, Pro Football Weekly), All-NFL (Pro Football Weekly); 1999:* *All-Pro (USA Today); 2001:* *AFC Pro Bowl; All-Pro Team (Football Weekly).*

COLLEGE: Began college career at Trinity Valley (Texas) Community College where he earned all-conference honors. Transferred to Texas A&I, becoming a two-time letterwinner and a Little All-America as a senior. Earned a degree in Sociology.

PERSONAL: All-state offensive and defensive lineman at Hearne (Texas) High School. Also ran track. Older brother, Ervin, was Tampa Bay's fifth-round draft pick in 1985 and played linebacker until 1992. Reads other team's media guides, enjoys movies and Frank Sinatra music in his spare time. Wife, Candace (2/14/01), is the sister-in-law of Minnesota Vikings quarterback Todd Bouman. Has one daughter, Brittany (10/10/89).

SINGLE GAME HIGHS

Tackles: 10, at San Francisco (12/7/97)
Sacks: 3.5, vs. Green Bay (9/22/96)
Interceptions: 1, vs. San Francisco (10/24/99)
Forced Fumbles: 2, 2 Times (Last vs. Jacksonville, 12/20/98)
Fumble Rec.: 1, 10 Times (Last at NYG, 12/23/01)

ADDITIONAL STATISTICS

Touchdowns: 1 (FR), at New York Giants (12/23/01)
Special Teams Tackles: 1990 (9); 1991 (2); Career Totals (11).



EXTRA! EXTRA!

AP (November 3, 1996)

SEATTLE -- In the most improbable of finishes, Seattle's Michael McCrary blocked Houston's game-winning field goal, recovered it, and lateraled to Robert Blackmon to complete a 68-yard touchdown return with four seconds left to give the Seahawks the win. It looked like a sure Oilers win as Al Del Greco lined up for the 37-yard attempt. The Oilers had driven 60 yards to the Seattle 20 in just over three minutes to set up Del Greco, who'd made 12 straight attempts and hadn't had one blocked since 1986.

RANDLE'S NFL RECORD

Club	G/S	Tkl	Tackles		Sacks		Interceptions					FF	FR	
			So	Ast	QB	Yds	No	Yds	Avg	LG	TD			PD
1990 Minnesota	16/0	12	6	6	1.0	8.0	0	0	0.0	0	0	0	1	0
1991 Minnesota	16/8	56	31	25	9.5	56.0	0	0	0.0	0	0	0	2	0
1992 Minnesota	16/14	56	45	11	11.5	57.0	0	0	0.0	0	0	2	0	1
1993 Minnesota	16/16	59	54	5	12.5	71.0	0	0	0.0	0	0	0	3	0
1994 Minnesota	16/16	47	43	4	13.5	88.0	0	0	0.0	0	0	0	2	2
1995 Minnesota	16/16	47	23	24	10.5	79.0	0	0	0.0	0	0	0	1	0
1996 Minnesota	16/16	58	38	20	11.5	68.0	0	0	0.0	0	0	4	4	0
1997 Minnesota	16/16	71	39	32	*15.5	108.0	0	0	0.0	0	0	5	2	2
1998 Minnesota	16/16	56	41	15	10.5	76.0	0	0	0.0	0	0	0	3	1
1999 Minnesota	16/16	44	28	16	10.0	57.0	1	1	1.0	1	0	1	4	3
2000 Minnesota	16/16	31	18	13	8.0	49.0	0	0	0.0	0	0	0	2	0
2001 Seattle	15/14	35	26	9	11.0	78.5	0	0	0.0	0	0	0	4	1t
NFL TOTALS	191/164	572	392	180	125.0	795.5	1	1	1.0	1	0	12	28	10

* Led NFL

POSTSEASON

Club	G/S	Tkl	Tackles		Sacks		Interceptions					FF	FR	
			So	Ast	QB	Yds	No	Yds	Avg	LG	TD			PD
1992 Minnesota	1/1	0	0	0	0.0	0.0	0	0	0.0	0	0	0	0	0
1993 Minnesota	1/1	6	5	1	0.0	0.0	0	0	0.0	0	0	0	0	0
1994 Minnesota	1/1	1	1	0	0.0	0.0	0	0	0.0	0	0	1	0	0
1996 Minnesota	1/1	2	2	0	0.0	0.0	0	0	0.0	0	0	0	0	0
1997 Minnesota	2/2	5	2	3	1.0	5.0	0	0	0.0	0	0	0	0	0
1998 Minnesota	2/2	3	3	0	0.0	0.0	0	0	0.0	0	0	0	0	0
1999 Minnesota	2/2	4	2	2	1.0	9.0	0	0	0.0	0	0	1	0	0
2000 Minnesota	2/2	6	6	0	1.0	6.0	0	0	0.0	0	0	0	1	0
NFL TOTALS	12/12	27	21	6	3.0	20.0	0	0	0.0	0	0	2	1	0

RANDLE'S MOST SACKED QUARTERBACKS (53)

Sacks	Player	
1.5	Randall Cunningham - '90 (1.0), '92 (0.5)	
10.5	Brett Favre - '92 (1.0), '93 (1.0), '94 (2.0), '95 (1.0), '96 (3.5), '98 (1.0), '00 (1.0)	Doug Flutie - 2001 Don Majkowski - '91 (0.5), '92 (1.0)
9.5	Scott Mitchell - '94 (2.5), '95 (3.0), '96 (1.0), '97 (3.0)	Warren Moon - 1992 Steve Stenstrom - 1998
9.0	Jim Harbaugh - '92 (2.5), '93 (4.5), '97 (2.0)	1.0 Tony Banks - 2001 Drew Bledsoe - 1997
5.5	Charlie Batch - '98 (3.5), '00 (2.0)	Bubby Brister - 1992
5.0	Steve Beuerlein - '97 (3.0), '00 (2.0)	Quincy Carter - 2001
	Trent Dilfer - '95 (1.5), '96 (1.0), '97 (0.5), '99 (2.0)	Stoney Case - 2000 Tim Couch - 2001
	Erik Kramer - '92 (1.0), '95 (1.0), '96 (1.0), '97 (1.0), '98 (1.0)	Ty Detmer - 1997 John Friesz - 1996
	Rodney Peete - '91 (1.0), '92 (1.0), '93 (3.0)	Trent Green - 2001
4.0	Tom Tupa - 1991	Jim Kelly - 1994
3.0	Dave Brown - '94 (2.0), '96 (1.0)	Shaun King - 2000
	John Elway - '91 (1.0), '93 (2.0)	Donovan McNabb - 2001
	Gus Frerotte - '99 (1.0), '00 (2.0)	Cade McNown - 2000
	Brian Griese - 2001	Chris Miller - 1991
	Steve Young - '91 (1.0), '92 (1.0), '94 (1.0)	Neil O'Donnell - 1998
2.0	Troy Aikman - '95 (1.0), '99 (1.0)	Jake Plummer - 2000
	Mark Brunell - '94 (1.0), '01 (1.0)	Mark Rypien - 1993
	Kerry Collins - 1999	Jay Schroeder - 1994
	Todd Collins - 1997	Vinny Testaverde - 1991
	Boomer Esiason - '92 (1.0), '96 (1.0)	Steve Walsh - 1994
	Craig Erickson - '93 (1.0), '94 (1.0)	Eric Zeier - 1995
	Kent Graham - 1997	0.5 Rich Gannon - 2001 Bill Joe Tolliver - 1998
	Elvis Grbac - '94 (1.0), '99 (1.0)	
	Jeff Hostetler - 1996	
	Dave Krieg - 1995	
	Jonathan Quinn - 1998	

Marcus ROBERTSON



FREE SAFETY

5-11 206

IOWA STATE

12TH NFL SEASON

2ND SEAHAWKS SEASON

UFA (TENN) 2001

2001 GAMES/STARTS: 12/12

CAREER GAMES/STARTS: 147/129

OCTOBER 2, 1969 (PASADENA, CALIF.)

31

2001: Started and played in 12 games, missing four games (Miami-10/28, Washington-11/4, Oakland-11/11 and Buffalo-11/28), due to hamstring injury. Finished the season with 63 tackles, three passes defended and two interceptions. Tied for the team lead with seven tackles versus Oakland (9/30). Posted nine tackles and made his first pick of the season (23rd career) versus San Diego (12/2). Collected nine tackles and picked off his second pass of the season vs. Denver (12/9). Tied for the team-lead with 10 tackles versus the New York Giants (12/23), marking the third time in the season leading the team in tackles.

2001 COMMUNITY HIGHLIGHTS

Bowled in the Shawn Springs Bowling Classic to support the Springs for Life Foundation and attended the First Place Holiday Party. First Place is a K-6 school for homeless children.

PRO: Selected by the Houston Oilers with the second of two fourth-round picks (102nd overall) in the 1991 NFL draft. Signed with the Seahawks April 16, 2001, after 10 seasons with the Houston Oilers/Tennessee Titans. Ranks 10th in Titans history with 22 career interceptions and in 1993 became the first safety on team to earn first-team All-Pro honors since current Seahawks Senior Vice President Mike Reinfeldt in 1979. Tied (Doug Cline) for club record for most career fumble returns for touchdowns (3) and most in a season (2, 1997).

2000: Started and played in 15 games, missing the Cincinnati (12/10) contest due to injury. Finished season with 92 tackles, seven passes defended, two forced fumbles and one fumble recovery. Led the team with seven tackles and posted his fumble recovery vs. the New York Giants (10/1). Collected 10 stops and a forced fumble versus Jacksonville (10/16). Followed that performance a week later with 12 tackles, one pass defended and stripped Jamal Lewis of the ball in the Titans 14-6 win over Baltimore

(10/22). Posted three double-digit tackle performances, including a career-high tying 13, versus Jacksonville (11/26). Recorded five stops versus Baltimore (1/7/01) in the divisional playoffs. Named second alternate to the 2000 AFC Pro Bowl squad. **1991:** Saw action in all 16 games as a reserve defensive back and on special teams. In some specialty alignments, played linebacker. Tallied four tackles and his first sack at New England (9/22). **1992:** Started the final 14 games due to an injury to Bo Orlando. Made first career start vs. Kansas City (9/20) and first career interception at Cincinnati (10/11). Had 10 tackles vs. Buffalo (12/27). First playoff start came at Buffalo (1/3/93) with six tackles. **1993:** Started 13 games before rupturing his patella tendon vs. Cleveland (12/12). Second on the team with 82 tackles and led the club with seven interceptions. Led the team with 10 tackles and recovered a fumble and returned it 80 yards for his first career score at New Orleans (9/5). Named AFC Defensive Player of the Week after intercepting two passes vs. Kansas City (9/12). Had a career-high three interceptions at Cleveland (11/21), returning one a career-high 69 yards. Named AFC Defensive Player of the Week for his performance. Collected six tackles, one interception and one forced fumble vs. Atlanta (12/5). **1994:** Started 16 games and posted his first 100-plus tackle season with 111 (80 solo). Set up a touchdown vs. Cincinnati (9/25) with a 41 yard interception return. Tied for the team-lead with a career-high 13 tackles vs. New York Giants (11/21). **1995:** Suffered a torn right ACL in second game of the season vs. Pittsburgh (9/10) attempting to keep feet inbounds on interception attempt. Surgically repaired Sept. 20. Had two tackles and one pass defended for the year. **1996:** Returned from a torn ACL to start all 16 games. Led team with season-high nine tackles in season opener vs. Kansas City (9/1). Added nine more stops the week later and two interceptions at Jacksonville (9/8). Had a pick for the second consecutive week with one vs. Baltimore (9/15) for

VETERANS

27 yards. Had one forced fumble and one fumble recovery at Pittsburgh (9/29). Picked off his fourth pass at Baltimore (12/22). **1997:** Started 14 games and missed two games (at Cincinnati, 12/4 and vs. Pittsburgh, 12/21) due to his right knee. Had 62 tackles and tied for the lead in interceptions (5) and fumble recoveries (3). Returned his first interception of the season 25 yards vs. Washington (10/19). The following week he recorded his fourth multi-interception game of career with two at Arizona (10/26). Put up a season-high 10 tackles and one interception vs. New York Giants (11/9). Picked up a fumble by Thurman Thomas and took it 25 yards for a score vs. Buffalo (11/23). It was the first fumble returned for a touchdown by an Oiler since Dec. 5, 1993. Had one pick and returned his second fumble of the season for a touchdown vs. Dallas (11/27), this from 42 yards out for his third career score. Named AFC Defensive Player of the Week for his performance vs. Dallas. **1998:** Started 12 games, missing two (at Pittsburgh, 11/1 and at Tampa Bay, 11/8) with a right knee injury and two after undergoing an appendectomy (at Green Bay, 12/20 and vs. Minnesota, 12/26). Posted a season-high 11 tackles vs. Jacksonville (9/27). Returned from two-game layoff to collect eight tackles vs. Pittsburgh (11/15). Had nine tackles vs. New York Jets (11/22). **1999:** Started 15 games and missed season finale at Pittsburgh (1/2/00) following motorcycle accident, which required 150 stitches to his face. Ranked third on team with 92 tackles, the second-highest total of his career and recorded nine or more tackles in six games. Posted nine stops in season opener vs. Cincinnati (9/12) and 0.5 sack of Jeff Blake. Playing with three missing teeth suffered in the first half at Jacksonville (9/26), totaled four tackles and two passes defended. Recorded a season-high and team-high 10 tackles vs. Pittsburgh (11/21). Matched that tackle total vs. Oakland (12/9). Picked off first pass of season vs. Atlanta (12/19). Matched playoff career-high with six tackles at Indianapolis (1/16/00) in divisional

playoff. Made his first postseason interception and had three tackles in AFC championship game at Jacksonville (1/23/00). Suffered a broken left ankle at Jacksonville and missed Super Bowl XXXIV in Atlanta.

HONORS: **1993:** *First-Team All-Pro (Associated Press, The Sporting News), Second-Team All-Pro (College & Pro Football Newsweekly), First-Team All-AFC (UPI), AFC Defensive Player of the Week 2 (vs. Kansas City), AFC Defensive Player of the Week 12 (at Cleveland).* **1997:** *AFC Defensive Player of the Week 14 (vs. Dallas).*

COLLEGE: Played four years at Iowa State, recording 257 career stops, six picks, nine forced fumbles, five fumble recoveries and 22 passes defended. Also returned 48 punts for 267 yards (5.6 avg.) for the Cyclones. Earned honorable mention All-America and second-team All-Big Eight honors as a senior, despite missing the last three games due to a broken leg. Was a first-team All-Big Eight selection as a junior and honorable mention All-Big Eight as a sophomore. Also ran indoor track. Majored in industrial engineering.

PERSONAL: Attended Muir High School in Pasadena, Calif., lettering in football, basketball, baseball and track. Member of 400-meter relay team that won California championship in state record time. Played on the same high school team as current teammate Chad Brown. Enjoys fishing and watching movies. His charitable work, Marcus Robertson Children's Foundation hosts "Books & Balls Camp," celebrity basketball games at Muir High School, benefitting three Muir student-athletes with \$500 scholarships. Board member for Texas Gulf Coast Sickle Cell Anemia Association and serves on Celebrity Ambassador Council. Also sponsored field trips for multi-impaired students in the Nashville area. Learning how to play the piano. Marcus Aaron Robertson and his wife, Holly (6/27/92), have two daughters, Morgan Ashley (7/27/96), Milan April (3/17/98) and one son, Marcus Andrew (1/8/01).

ROBERTSON'S NFL RECORD

Club	G/S	Tackles				Sacks		Interceptions						
		Tkl	So	Ast	QB	Yds	No	Yds	Avg	LG	TD	PD	FF	FR
1991 Houston	16/0	30	25	5	1.0	3.0	0	0	0.0	0	0	2	0	0
1992 Houston	16/14	71	39	32	0.0	0.0	1	27	27.0	27	0	6	0	0
1993 Houston	13/13	82	62	20	0.0	0.0	7	137	19.6	69	0	12	2	3
1994 Houston	16/16	111	80	31	0.0	0.0	3	90	30.0	41	0	6	2	0
1995 Houston	2/2	2	2	0	0.0	0.0	0	0	0.0	0	0	1	0	0
1996 Tennessee	16/16	82	57	25	0.0	0.0	4	44	11.0	27	0	6	1	1
1997 Tennessee	14/14	62	44	18	0.0	0.0	5	127	25.4	48	0	12	0	3
1998 Tennessee	12/12	75	46	29	0.0	0.0	1	0	0.0	0	0	4	0	0
1999 Tennessee	15/15	92	64	28	0.5	0.0	1	3	3.0	3	0	10	0	0
2000 Tennessee	15/15	92	62	30	0.0	0.0	0	0	0.0	0	0	7	2	1
2001 Seattle	12/12	63	48	15	0.0	0.0	2	30	15.0	25	0	3	0	0
NFL TOTALS	147/129	762	529	233	1.5	3.0	24	458	19.1	69	0	69	7	8

POSTSEASON

Club	G/S	Tackles			Sacks		Interceptions			LG	TD	PD	FF	FR
		Tkl	So	Ast	QB	Yds	No	Yds	Avg					
1991 Houston	2/0	6	6	0	0.0	0.0	0	0	0.0	0	0	0	0	0
1992 Houston	1/1	6	4	2	0.0	0.0	0	0	0.0	0	0	0	0	0
1999 Tennessee	3/3	13	13	0	0.0	0.0	1	0	0.0	0	0	2	0	0
2000 Tennessee	1/1	5	3	2	0.0	0.0	0	0	0.0	0	0	0	0	0
NFL TOTALS	7/5	30	26	4	0.0	0.0	1	0	0.0	0	0	2	0	0

SINGLE GAME HIGHS

Tackles: 13, 2 Times (Last vs. Jacksonville 11/26/00)

Sacks: 1.0, at New England (9/22/91)

Interceptions: 3, at Cleveland (11/21/93)

Forced Fumbles: 1, 7 Times (Last at Baltimore 10/22/00)

Fumble Recoveries: 1, 8 Times (Last vs. NY Giants 10/1/00)


ADDITIONAL STATISTICS

Touchdowns: 3 (all FR), Last vs. Dallas (11/27/97)

Special Teams Tackles: 1991 (3); 1992 (8); 1993 (1);

1994 (4); 1995 (1); 1996 (1); **Career Totals** (18).

Punt Returns: 2 returns for 0 yards (1994, FC)
(1997, 1-0)



Marcus Robertson dons the new Seahawks Blue helmet during the team's May minicamp.

Koren ROBINSON



WIDE RECEIVER



6-1 205
NORTH CAROLINA STATE
2ND NFL SEASON
2ND SEAHAWKS SEASON
1ST ROUND (A) 2001
2001 GAMES/STARTS: 16/13
CAREER GAMES/STARTS: 16/13
MARCH 19, 1980 (BEMONT, N.C.)

81

2001: Finished season third on the team with 39 receptions and third among rookie wide receivers in catches and fourth in yards with 536. Started first career game and caught one pass for 3 yards versus Philadelphia (9/23). Caught a career-high five passes for a career-high 78 yards (15.6 avg.) at Oakland (9/30). Caught two passes for 15 yards including his first touchdown catch of the season (a 7-yarder in the second quarter) at Buffalo (11/18). Caught three passes for 30 yards including an 18-yarder on the first play in overtime to take Seattle to midfield versus San Diego (12/12). Caught three balls for 58 yards with a career long 42-yarder at New York Giants (12/23) helping set up a Rian Lindell 20-yard field goal. Also rushed once for 2 yards in that game. Caught two balls for 61 yards, including a 41-yarder versus Kansas City (1/6/02).

2001 COMMUNITY HIGHLIGHTS

Helped instruct at the Special Olympics Football Clinic at the team headquarters in Kirkland. Recorded message for troops in Afghanistan through Circuit City's "Message from America" program, and visited the Sea Mar Youth Treatment Center.

PRO: Selected with the ninth pick in the first round of the 2001 NFL draft. Robinson, who passed up his final two seasons of college eligibility, became just the second receiver taken in the first round by Seattle and first since Joey Galloway was selected eighth overall in 1995. He is the 27th wide receiver drafted by the Seahawks. Became the Seahawks highest draft choice since Shawn Springs was selected third overall and Walter Jones sixth overall in 1997.

COLLEGE: Tied Torry Holt's all-time record with 14 100-yard games receiving, accomplishing the feat in just 22 games (Holt needed 41). Third on NCSU's career list with 15 touchdown catches, fourth in school annals with a 17.4-yard average per reception, fifth with 1,914 yards receiving and seventh with 110 receptions. Gained 560 yards on 24 kickoff returns and 312 yards with a pair of touchdowns on 28 punt

returns. Added 110 yards on 28 carries, giving him 2,896 all-purpose yards for his career, the tenth-best total in Wolfpack history. All-American second-team and Biletnikoff semi-finalist as a sophomore at North Carolina State joining Torry Holt as the only players in school history to gain over 1,000 yards receiving in a season. Led the team with 62 receptions for 1,061 yards (17.1 avg.) and 13 touchdowns. Only Holt caught more passes (88 in 1998) in a season for the Wolfpack. Yards rank third on the school's season record list behind Holt (1,099 in 1997 and 1,604 in 1998). Set a school record with six consecutive 100-yard games and tied the season-record with eight games over the century mark. Also returned 20 kickoffs for 506 yards (25.3 avg.) and 14 punts for 218 yards and an ACC-leading 15.6 average. Led team in scoring with 84 points—the third-best mark in school history. His 1,880 all-purpose yards rank second in team record books. Led the ACC in all-purpose yardage (170.9 ypg) and receptions per game (5.6). Started the season with six consecutive 100-yard games. Had a season-high nine receptions versus Virginia for 121 yards. Set a school bowl record with 327 all-purpose yards in the MiconPC.com Bowl versus Minnesota. Totaled seven receptions for season-high 157 yards in that game with a 23-yard touchdown. Also scored on a 19-yard reverse and gained 151 yards on six kickoff returns. Named the Atlantic Coast conference Rookie of the Year as a freshman while garnering ACC Player of the Week honors versus Duke and Georgia Tech. Tied a career-high 10 receptions for 129 yards and a 40-yard touchdown versus Duke. Posted the team's longest play from scrimmage for the season, a 70-yard touchdown catch, hauling in five passes for a career-high 168 yards. Closed out the season tying a career-high catching 10 passes versus East Carolina. Redshirted his first season with the Wolfpack.

PERSONAL: Named the Gaston Gazette's offensive Player of the Year and ranked the state's No. 41 prospect by the Fayetteville Observer-Times as a tailback at South Point (N.C.) High. Rushed


for 1,700 yards and 22 touchdowns as a senior, including a career-best performance of 389 yards and three touchdowns as a junior. Also rushed for 222 yards and three touchdowns as a senior.

Rushed for 893 total yards and 12 touchdowns, earning All-Southwest 3-A Conference honors as a defensive back.

ROBINSON'S NFL RECORD

Club	G/S	Receiving				LG	TD	Rushing			
		No	Yds	Avg	TD			Att	Yds	Avg	TD
2001 Seattle	16/13	39	536	13.7	42	42	1	4	13	3.3	0
NFL TOTALS	16/13	39	536	13.7	42	42	1	4	13	3.3	0

Anthony SIMMONS



LINEBACKER

6-0 242

CLEMSON

5TH NFL SEASON

5TH SEAHAWKS SEASON

1ST ROUND 1998

2001 GAMES/STARTS: 16/16

CAREER GAMES/STARTS: 59/52

JUNE 20, 1976 (SPARTANBURG, S.C.)

51



2001: Led the team with 123 tackles (103 solo) and paced the team in tackles six times for the season. Led the team with nine solo tackles versus Cleveland (9/9). Posted five tackles (four solo) and his first forced fumble of the season (third career) at Oakland (9/30).

Posted his first double-digit tackle performance (12th career) with 10 tackles at Washington (11/4). Led the team in tackles and posted his second straight double digit tackle performance, collecting 11 tackles and second forced fumble (fourth career) versus Oakland (11/11). Led the team for a third straight week, along with his third straight double-digit tackle game with 10, at Buffalo (11/18). Led the team with 13 tackles, along with his first sack this season (fifth career) versus San Diego (12/2). Tied for team lead with 10 tackles at the New York Giants (12/23). Effort marked fifth double digit tackle game of season (16th career).

2001 COMMUNITY HIGHLIGHTS

Served at the Seahawks Academy Pizza Party in October, and

attended the First Place Holiday Party.

PRO: Drafted with the 15th selection in the first-round of the 1998 draft. One of the fastest linebackers in the '98 draft. Possesses incredible burst and recovery speed, and the ability to pursue from sideline-to-sideline.

Can play inside line-

backer, but is best suited to the outside, where he excelled in 2000. **1998:**

Played 11 games with four starts at outside linebacker. Suffered a knee injury in the pre-season, and was inactive for season opener at Philadelphia (9/6), and versus Arizona (9/13). Saw first action of career vs. Washington (9/20). Played mostly on special teams, until the fourth quarter when he played outside linebacker. Saw limited action at outside linebacker at Pittsburgh (9/27) and recorded his first career tackle. Saw action on special teams at Kansas City (10/4) and vs. Denver (10/11). Saw action at outside linebacker versus Kansas City (11/8) and had five tackles. Made first career start at Oakland (11/15) and recorded 10 tackles. Started for outside linebacker Darrin Smith (ankle). Saw action at outside linebacker when middle linebacker Dean Wells missed parts of the second



VETERANS

quarter at Dallas (11/22) and Smith moved inside. Started at outside linebacker vs. Tennessee (11/29) and finished with six tackles. Intercepted Vinny Testaverde at the N.Y. Jets (12/6) and returned it 36 yards for a touchdown, his first career score. Saw limited action on defense versus San Diego (12/13). Started at outside linebacker for Smith (knee) at Denver (12/27) and finished with a season-high 11 tackles. **1999:** Started all 16 games at middle linebacker, finishing tied for third on the team with 90 tackles. Made first NFL start at middle linebacker versus Detroit (9/12). Registered eight tackles (five solo) at Oakland (10/3). Recorded team-high 11 tackles (10 solo) versus Denver (11/14) and finished second two weeks later with 10 stops versus Tampa Bay (11/28). Led team with career-high 15 tackles versus San Diego (12/12). **2000:** Moved to outside linebacker and led the team with a career-high 147 tackles (119 solo), good for third all-time in team history and 2nd in the AFC (4th NFL). Led the team in tackles eight times and four of the last five games. Posted seven double-digit tackle games, giving him 11 for his career, including a career-high tying, 15-tackle performance versus Denver (11/26). He collected 26 tackles (21 solo) facing Denver this season. Recorded his first career sack (0 yards) at Miami (9/3) and finished with four sacks (21 yards) for the year. Collected one sack versus Denver (11/26) and at Atlanta (12/3) that resulted in fumbles recovered by Michael Sinclair. Sinclair took Denver's fumble 63 yards for

a score. Tallied interceptions in back-to-back weeks versus Kansas City (10/29) and versus San Diego (11/5).

HONORS: 1998, All-Rookie Team, Pro Football Weekly/College & Pro Football Weekly.

COLLEGE: Earned all-America honors all three seasons at Clemson while playing 33 games with 23 starts at weak inside linebacker. Led the team in tackles three times, including a team record 178 as a sophomore in 1996. Ranks third in school history with 486 career tackles. Recorded 19 or more tackles three times for the Tigers. First team All-American by the *Associated Press* and *The Sporting News* in 1997. Led Clemson that year with 158 tackles while adding eight sacks for 57 yards.

PERSONAL: Named Defensive Player of the Year in South Carolina by the *Spartanburg Herald-Journal* and the *Greenville News* as a senior at Spartanburg High. Earned All-American mention as a senior. Two-time all-state selection. Led the team to the state Big 16 title as a senior. Created a group called Life (Leaders in Football and Education) Line, consisting of Clemson football players, that spoke to children throughout South Carolina and the Atlantic Coast Conference on the importance of education and staying away from drugs. Extensively involved in youth programs in his hometown of Spartanburg, S.C. Earned a degree in Marketing. Has one daughter, Shatearia, and lives in Spartanburg.

SIMMONS' NFL RECORD

Club	G/S	Tackles			Sacks		Interceptions							
		Tkl	So	Ast	QB	Yds	No	Yds	Avg	LG	TD	PD	FF	FR
1998 Seattle	11/4	41	31	10	0.0	0.0	1	36	36.0	36t	1	2	0	0
1999 Seattle	16/16	90	55	35	0.0	0.0	0	0	0.0	0	0	3	0	0
2000 Seattle	16/16	147	119	28	4.0	21.0	2	15	7.5	8	0	2	2	0
2001 Seattle	16/16	123	103	20	2.0	16.0	0	0	0	0	0	7	2	0
NFL TOTALS	59/52	401	308	93	6.0	37.0	3	51	17.0	36t	1	14	4	0

POSTSEASON

Club	G/S	Tackles			Sacks		Interceptions							
		Tkl	So	Ast	QB	Yds	No	Yds	Avg	LG	TD	PD	FF	FR
1999 Seattle	1/1	3	2	1	0.0	0.0	0	0	0.0	0	0	0	0	0
NFL TOTALS	1/1	3	2	1	0.0	0.0	0	0	0.0	0	0	0	0	0


SINGLE GAME HIGHS

Tackles: 15, 2 Times (Last vs. Denver, 11/26/00)
Sacks: 1.0, 6 Times (Last vs. Dallas, 12/16/01)
Interceptions: 1, 3 Times (Last vs. San Diego, 11/5/00)
Forced Fumbles: 1, 4 Times (Last vs. Oakland, 11/11/01)
Fumble Recoveries: None

ADDITIONAL STATISTICS

Touchdowns: 1 (int.), at New York Jets (12/6/98)
Special Teams Tackles: 1998 (2); 1999 (2); 2000 (0);
Career (4).

Shawn SPRINGS



CORNERBACK

6-0 204

OHIO STATE

6TH NFL SEASON

6TH SEAHAWKS SEASON

1ST ROUND (A) 1997

2001 GAMES/STARTS: 8/7

CAREER GAMES/STARTS: 66/65

MARCH 11, 1975 (SILVER SPRINGS, MD.)

24

2001: Played in a total of eight games while starting seven. Missed the first three games with hamstring injury, but returned to start the next seven ballgames at the left corner position. Had four tackles and only interception of the season (16th career) versus Denver (10/14). Posted a season-high seven stops and one pass defended to go along with a fumble recovery at Buffalo (11/18). Recorded five solo stops versus Kansas City (11/25). Missed four games (weeks 12-15) due to suspension related to substance abuse policy. Was exempt from the roster next to last game of season at San Diego (12/30) and played in finale versus Kansas City (1/6).

2001 COMMUNITY HIGHLIGHTS

Runner-up for the Seahawks Man of the Year for his community involvement. Began the Springs for Life Foundation to encourage and motivate young people to learn, grow and achieve their goals by providing financial and personal support to programs serving underprivileged and at-risk youth. During the season, Shawn sponsored "Picks to Empower", an incentive program that donated \$500 for every Seahawks interception, and a total of \$7,000 that benefited Jr. Achievement. Raised over \$75,000 for Jr. Achievement through the Shawn Springs Celebrity Golf Marathon, a golf outing where contestants attempted to golf 100 holes in a single day. Also hosted the Shawn Springs Bowling Classic to raise money for his foundation, Jr. Achievement and the King County Boys & Girls Club.

PRO: Selected with the third overall pick in the 1997 draft. The first of two first-round picks by the Seahawks (Walter Jones sixth overall). Seattle had acquired the choice from the Atlanta Falcons on March 28, along with a third-round pick for first (11th overall), second, third, and fourth-round choices. Seattle had acquired the 11th overall pick from the Chicago Bears for quarterback Rick Mirer on February 18, 1997. **1997:** Started ten games at right cornerback. Missed six games with a broken right thumb suffered at

Denver (11/2). Finished third on the team with eight tackles in first NFL game against the Jets (8/31). Recorded his first career interception versus Tennessee (10/5). Forced a fumble versus Oakland (10/26). Broke his thumb early at Denver (11/2), but continued to play throughout the game. Returned to start in the season finale victory over San Francisco (12/21). **1998:** Started all 16 games at cornerback. Voted to the AFC Pro Bowl squad. Finished fourth in the AFC with seven interceptions. Scored the Seahawks first touchdown of the season with a 42-yard interception return in a 38-0 victory over the Eagles (9/6). Recorded three passes defended while the defense limited Philadelphia to just 174 yards of total offense. Teamed with cornerback Willie Williams to hold the Eagles' receivers to just four catches on the day. Followed-up that performance with a 56-yard interception return for a touchdown on the second week of the season versus Arizona (9/13). Established a career-high with 13 tackles at San Diego (10/25). Registered his first career multi-interception game versus San Diego (12/13). Scored third touchdown of the season on a 14-yard fumble return, his first career recovery, versus Indianapolis (12/20). Tied the team record for interception return touchdowns in a season, with John Harris (1981), Kenny Easley (1984), Dave Brown (1984) and Keith Simpson (1984). Led the team with 21 passes defended. **1999:** Started all 16 games at left cornerback earning various All-Pro honors while tying team lead with five interceptions. Totaled 73 tackles, on the season, just two off his career mark. Set career high with 63 solo stops. Had 14 passes defended and second career fumble recovery at Chicago (9/19). Totaled four tackles at Pittsburgh (9/26) and first interception of season which he returned 42 yards. Also had two passes defended. Most superb game of the season came on ABC's Monday Night Football at Green Bay (11/1), which he was named the AFC's Defensive Player of the Week. Totaled five tackles (five solo), three passes defended and had second career multi-interception game with two off of Brett Favre. First interception was in

VETERANS

the endzone that halted a Packers scoring threat. Also returned a blocked field goal by Lamar King 61 yards for a touchdown, marking his fourth career touchdown. Led team with nine tackles (eight solo) at Kansas City (11/21) and tied for team lead with 10 (nine solo) at Oakland (12/5). Had interceptions at Denver (12/19) and versus Kansas City (12/26). **2000:** Started all 16 games and concluded the season starting his 49th consecutive game vs. Buffalo (12/23), tying (Willie Williams) for the team-lead with eight tackles (six solo). Finished fifth on the team with a career-high 85 stops and led the team in tackles twice, including a season-high 10 solo tackles at Jacksonville (11/12). Intercepted his first pass at San Diego (9/24) off Ryan Leaf and his second of the year came vs. Denver (11/26), returning it 8 yards. Tied (Jay Bellamy, Robert Blackmon) for eighth-place on Seattle's all-time interception list with 15 career picks. Made his only forced fumble of the season at Denver (12/10), stripping KaRon Coleman at the goal line. It was his first forced fumble since 10/4/98 at Kansas City (40 games). Tied a career-high with three special teams tackles. Springs' high school teacher, Joyce Amatucci, was named NFL Teacher of the Year thanks to his nomination. The Springbrook High School (Silver Spring, MD.) teacher received a \$5,000 grant, was honored during a pregame ceremony at the 2001 Pro Bowl and the school received \$10,000.


HONORS: 1998, AFC Pro Bowl Squad, 1999, Sports Illustrated All-Pro Team, College & Pro Football Newsweekly All-Pro Team, Football News All-AFC Team.

COLLEGE: Started all 37

games over his final three seasons after re-shirting in 1993. First-team All-Big 10 Conference as a sophomore and junior. All-conference all-academic pick. Big Ten Defensive Player of the Year in 1996 as selected by the conference coaches despite not having an interception. Finished that season with 39 tackles and a team-leading 15 passes defended. Had four passes defended in a 17-16 win over Arizona State in the Rose Bowl. Returned 17 punts for an 11.2 yard average. Sophomore All-America pick in 1995 by *Girdiron Report*. Led team with five interceptions and added 52 tackles. Averaged 26.8 yards on 11 kickoff returns, including a 97-yard touchdown versus Boston College in the Kickoff Classic. Freshman All-America in 1994 as chosen by *Football News*. Recorded 61 tackles and one interception. Finished his career with 152 tackles, six interceptions and five tackles for loss. Averaged 25.2 yards on 20 kickoff returns with one touchdown and 9.5 yards on 27 punt returns. Majored in Business.

PERSONAL: All-state choice at Springbrook High School in Silver Spring, Md. Played both cornerback and tailback in football and ran sprints, relays and the long jump. His father, Ron, was a running back at Ohio State from 1976-78, and played in the NFL with the Dallas Cowboys from 1979-84. Shawn Springs was born in Williamsburg, Va. Lives in Columbus, Ohio. Has twin boys,

Samari and Skyler (9/15/98).



SPRINGS' NFL RECORD

Club	G/S	Tackles			Sacks		Interceptions							
		Tkl	So	Ast	QB	Yds	No	Yds	Avg	LG	TD	PD	FF	FR
1997 Seattle	10/10	38	34	4	0.0	0.0	1	0	0.0	0	0	6	1	0
1998 Seattle	16/16	75	61	14	0.0	0.0	7	142	20.2	56t	2	21	1	1t
1999 Seattle	16/16	73	63	10	0.0	0.0	5	77	15.2	42	0	15	0	1
2000 Seattle	16/16	85	72	13	0.0	0.0	2	8	4.0	8	0	14	1	0
2001 Seattle	8/7	20	16	4	0.0	0.0	1	0	0.0	0	0	4	0	1
NFL TOTALS	66/65	291	246	45	0.0	0.0	16	227	14.2	56t	2	60	3	3

POSTSEASON

Club	G/S	Tackles			Sacks		Interceptions							
		Tkl	So	Ast	QB	Yds	No	Yds	Avg	LG	TD	PD	FF	FR
1999 Seattle	1/1	6	6	0	0.0	0.0	0	0	0.0	0	0	0	0	0
NFL TOTALS	1/1	6	6	0	0.0	0.0	0	0	0.0	0	0	0	0	0

SINGLE GAME HIGHS

Tackles: 13, at San Diego (10/25/98)

Sacks: None

Interceptions: 2, 2 Times (Last at Green Bay, 11/1/99)

Forced Fumbles: 1, 3 Times (Last at Denver, 12/10/00)

Fumble Recoveries: 1, 3 Times (Last at Buffalo, 11/18/01)

ADDITIONAL STATISTICS

Touchdowns: 1, 4 Times (Last at Green Bay, 11/1/99)


Interceptions for TDs: 1, 2 Times (Last vs. Arizona, 9/13/98)

Longest Interception Return: 56t, vs. Arizona (9/13/98)

Special Teams Tackles: 1997 (0); 1998 (2);

1999 (3); 2000 (3); Career: (8).

Russell STEWART



TIGHT END

6-4 249

STANFORD

2ND NFL SEASON

2ND SEAHAWKS SEASON

FREE AGENT 2001

2001 GAMES/STARTS: 0/0

CAREER GAMES/STARTS: 0/0

SEPT. 25, 1977 (BELLEVUE, WASH.)

87

2001: Dressed but did not play versus Dallas (12/16) and was inactive the other 15 games of the year.

2001 COMMUNITY HIGHLIGHTS

Took part in the Shawn Springs Bowling Classic to help raise funds for Jr. Achievement, King County Boys & Girls Club and the Springs for Life Foundation. Also attended the "Communities in Schools" First & Goal Luncheon.

Began working part time as a lab technician with the antigen discovery group at Seattle Genetics to help find a cure for cancer. Holds a master's degree in biological studies from Stanford and began working part time this past off-season. Group looks for new tumor genes and isolating new targets for scientists to develop combatant drugs.

PRO: Signed with the Seahawks as an undrafted

free agent April 30, 2001 and made the 53-man roster after training camp.

COLLEGE: A three-year starter for Stanford at tight end, starting 31 of final 36 games and catching 31 career passes for 423 yards and three scores. Named honorable mention academic All-Pac-10 his senior year and first-team academic All-Pac-10 his junior year. Had ten catches for 91 yards and one score his junior year. Moved into the starting lineup his sophomore year, starting all 11 games, and caught 12 passes for 136 yards and two touchdowns.

PERSONAL: Played tight end, linebacker, defensive end and punter while at nearby Newport High in Bellevue, Washington. Seattle Times All-Star selection at tight end. Also participated in basketball and track. A biological sciences major. Born in Summit, N.J.

Mack STRONG



FULLBACK

6-0 245

GEORGIA

10TH NFL SEASON

10TH SEAHAWKS SEASON

FREE AGENT 1993

2001 GAMES/STARTS: 16/13

CAREER GAMES/STARTS: 116/56

SEPT. 11, 1971 (COLUMBUS, GA.)

38

2001: Appeared in 16 games with 13 starts. Started at fullback and tied a career-high with four receptions for 20 yards versus Cleveland (9/9). Started and helped block for Shaun Alexander's 266-yard rushing performance (fourth-best in NFL history) as well as Seattle's team-record 319-yard rushing night versus Oakland (11/11). Started and rushed twice for 6 yards and caught two passes for 21 yards, including a 20-yarder versus San Diego (12/2). Also had one special teams tackle. Rushed a season-high four times with a long of 6 versus Dallas (12/16). Caught a career-best 35 yarder in the fourth quarter at New York (12/23) versus the Giants.

2001 COMMUNITY HIGHLIGHTS

Bowled in Shawn Springs Bowling Classic that supported Jr. Achievement and the King County Boys & Girls Club.

PRO: Signed with the Seahawks as a free agent in 1993 and has worked into the starting job at fullback, until 1999 when he was used primarily on special teams and reserve in the offensive backfield. Scored the game-winning touchdown against Tampa Bay with 42 seconds left and tied a team record for a running back with two touchdown receptions at Arizona in 1995. Has 72 special teams tackles, including a team-leading 19 in 1995. **1993:** Spent the entire season on the practice squad after signing as a free agent on 4/29. **1994:** Played the last eight games as a reserve fullback and running back. Inactive the first eight games. Made his first appearance on offense against Tampa Bay and scored the game-winning touchdown with 42 seconds remaining in a 22-21 win. Started at running back against the Colts. Scored the eventual game-winning touchdown on a 13-yard run in a 16-14 win at Houston. Finished the season with 114 yards on 27 carries and three receptions. Added 11 special teams tackles. **1995:** Played 16 games, starting two. Scored four touchdowns, three receiving and one rushing. Two of his touchdown receptions came at Arizona, equaling the franchise record for a run-

ning back. Started at fullback at Jacksonville and rushed for a score. Led the team with 19 special teams tackles. **1996:** Played 14 games, starting eight. Missed two games with a knee injury. Caught nine passes for 78 yards and rushed five times for 8 yards. Added nine tackles on special teams. **1997:** Played in all 16 games with 11 starts. Did not start five games when the team opened in multiple wide receiver sets. Primarily used as the lead blocker, but did pick up three first downs on only four carries. Scored on a 5-yard touchdown pass versus the San Diego Chargers (9/21). Caught a 4-yard touchdown pass at Denver (11/2). **1998:** Starting fullback. Caught two passes for 13 yards, including an 11-yard TD at Philadelphia (9/6). Led the team with 2 special teams tackles and added 14 yards on three carries. Scored in his second consecutive game on a 4-yard pass in a victory over Arizona (9/13). Led the team with two special teams tackles. Guided the way for Ricky Watters' 136 yards rushing. Caught two passes for 11 yards and carried the ball twice for 2 yards versus Denver (1/11). Did not start at San Diego (10/25), when he was dinged on the opening kickoff but returned to play. Did not start versus Oakland (11/1), when the team opened with three wide receiver set. Started versus Indianapolis (12/20), and helped block for Watters' career-high 178-yard rushing effort. Rushed once for 6 yards and caught one pass for 9 yards at Denver (12/27). **1999:** Saw action in 14 games starting one. Used primarily on special teams and as a reserve blocking back on offense. Posted second highest career special teams tackle total with 12. Only rushing attempt came at San Diego (10/17) for no yards and only pass reception was versus San Diego (12/12) for 5 yards. Start came versus Denver (11/14). **2000:** Assumed starting fullback duties week two versus St. Louis (9/10), and recorded two receptions for 17 yards and one rush for 1 yard. Returned one kickoff for 26 yards versus Indianapolis. His return yards, added to Charlie Rogers' 198 and Fabien Bowles' 44 yards, set a single-game record with 268 for most kickoff return yards, breaking a 24-year old mark of 251

set versus New Orleans, November 21, 1976. Helped Ricky Waters gain 1,242 yards this season as his lead blocker. Recorded a season-high three catches three times, versus New Orleans (9/17), at Atlanta (12/3) and versus Oakland (12/16). In that Raiders game, he caught his first touchdown pass, a 13-yarder from Jon Kitna, since 9/13/98 vs. Arizona (44 games), to put the Seahawks on the board first. Set a career-high with 23 receptions for 141 yards and recorded one special teams tackle.

COLLEGE: Four-year letterman and two-year starter. Offensive team captain as a senior.

Rushed for a single-season high 358 yards on 63 carries, a 5.7 yard average, and three scores in 1992. Finished his career with 812 yards on 195 carries, a 4.2 average, and nine scores. Had six touchdowns on 67 carries in 1991. Added 35 career receptions for 400 yards, an 11.4 average, and one score. Sociology major.

PERSONAL: Football, basketball, and track letterman at Brookstone High School in Columbus, Ga. Rushed for 4,414 yards and 83 touchdowns. Lives in Kirkland, Wash., with his wife Zoe (3/8/98), and son Isaiah (10/17/01).

STRONG'S NFL RECORD

Club	G/S	Rushing					Receiving					
		Att	Yds	Avg	LG	TD	No	Yds	Avg	LG	TD	
1993	Seattle											
Practice Squad												
1994	Seattle	8/1	27	114	4.2	14	2	3	3	1.0	5	0
1995	Seattle	16/2	8	23	2.9	9	1	12	117	9.8	25	3
1996	Seattle	14/8	5	8	1.6	4	0	9	78	8.7	20	0
1997	Seattle	16/11	4	8	2.0	6	0	13	91	7.0	20	2
1998	Seattle	16/7	15	47	3.1	9	0	8	48	6.0	11t	2
1999	Seattle	14/1	1	0	0.0	0	0	1	5	5.0	5	0
2000	Seattle	16/13	3	9	3.0	4	0	23	141	6.1	24	1
2001	Seattle	16/13	17	55	3.2	14	0	17	141	8.3	35	0
NFL TOTALS		116/56	80	264	3.3	14	3	86	624	7.3	35	8

POSTSEASON

Club	G/S	Rushing					Receiving					
		Att	Yds	Avg	LG	TD	No	Yds	Avg	LG	TD	
1999	Seattle	1/0	0	0	0.0	0	0	0	0	0.0	0	0
NFL TOTALS		1/0	0	0	0.0	0	0	0	0	0.0	0	0

SINGLE GAME HIGHS

Rushes: 10, at Houston (12/11/94)

Yards: 44, at Houston (12/11/94)

Longest: 14, vs. Indianapolis (12/4/94)

TD: 1, 3 Times (Last at Jacksonville, 11/12/95)

Receptions: 4, twice (Last at Cleveland 9/9/01)

Yards: 42, at Arizona (10/29/95)

Longest: 35, vs. New York Giants (12/23/01)

TD: 2, at Arizona (10/29/95)

ADDITIONAL STATISTICS

Special Teams Tackles: 1994 (11); 1995 (19); 1996 (9); 1997 (10); 1998 (10); 1999 (12); 2000 (1); 2001 (3); **Career** (75). Returned seven kickoffs for 123 yds. (17.6 avg.) with a long of 30.

EXTRA! EXTRA!

AP (November 30, 1992)

SEATTLE -- In pregame ceremonies, play-by-play broadcaster Pete Gross was inducted into the Seahawks Ring of Honor. The Seahawks went on to defeat the Denver Broncos 16-13 in overtime. Gross, the only play-by-play broadcaster in the team's 17-year history to that point, served as the "Voice of the Seahawks" from the team's inception in 1976, until he succumbed to cancer on December 2, 1992, following a four-year battle with the disease.

Seattle Seahawks Gamebreaker
October 26, 1997
\$1.30

For Pete's Sake!


SEATTLE -- In pregame ceremonies, play-by-play broadcaster Pete Gross was inducted into the Seahawks Ring of Honor. The Seahawks went on to defeat the Denver Broncos 16-13 in overtime.

Gross, the only play-by-play broadcaster in the team's 17-year history to that point, served as the "Voice of the Seahawks" from the team's inception in 1976, until he succumbed to cancer on December 2, 1992, following a four-year battle with the disease.

The Post-Game House, which opened in November of 1996, is a state-of-the-art restaurant and bar. The restaurant is located at the intersection of 1st and 2nd Avenues in Seattle. The Post-Game House is a great place to enjoy a meal and watch the game.

Offensive Workouts
KIRKLAND -- Over the past few weeks, the Seahawks have been working on their offensive strategy. The team's offensive coordinator, Mike Tice, has been working with the players on various drills. The team's offensive line has been working on blocking techniques. The team's running backs have been working on their blocking techniques. The team's wide receivers have been working on their route running. The team's tight ends have been working on their blocking techniques. The team's quarterbacks have been working on their passing techniques. The team's coaches have been working on their coaching techniques. The team's players have been working on their playing techniques. The team's fans have been working on their cheering techniques. The team's opponents have been working on their losing techniques. The team's referees have been working on their officiating techniques. The team's commentators have been working on their announcing techniques. The team's statisticians have been working on their calculating techniques. The team's schedulers have been working on their scheduling techniques. The team's travel agents have been working on their traveling techniques. The team's public relations people have been working on their public relations techniques. The team's lawyers have been working on their legal techniques. The team's accountants have been working on their accounting techniques. The team's doctors have been working on their medical techniques. The team's therapists have been working on their therapy techniques. The team's nutritionists have been working on their nutrition techniques. The team's trainers have been working on their training techniques. The team's strength coaches have been working on their strength techniques. The team's equipment managers have been working on their equipment techniques. The team's janitors have been working on their cleaning techniques. The team's groundskeepers have been working on their groundskeeping techniques. The team's security guards have been working on their security techniques. The team's police officers have been working on their law enforcement techniques. The team's firefighters have been working on their fire fighting techniques. The team's emergency medical technicians have been working on their emergency medical techniques. The team's paramedics have been working on their paramedic techniques. The team's nurses have been working on their nursing techniques. The team's doctors have been working on their medical techniques. The team's surgeons have been working on their surgical techniques. The team's dentists have been working on their dental techniques. The team's optometrists have been working on their optometry techniques. The team's audiologists have been working on their audiology techniques. The team's speech therapists have been working on their speech therapy techniques. The team's occupational therapists have been working on their occupational therapy techniques. The team's physical therapists have been working on their physical therapy techniques. The team's chiropractors have been working on their chiropractic techniques. The team's acupuncturists have been working on their acupuncture techniques. The team's massage therapists have been working on their massage techniques. The team's yoga instructors have been working on their yoga techniques. The team's Pilates instructors have been working on their Pilates techniques. The team's personal trainers have been working on their personal training techniques. The team's fitness instructors have been working on their fitness techniques. The team's dance instructors have been working on their dance techniques. The team's music instructors have been working on their music techniques. The team's art instructors have been working on their art techniques. The team's writing instructors have been working on their writing techniques. The team's acting instructors have been working on their acting techniques. The team's theater instructors have been working on their theater techniques. The team's film instructors have been working on their film techniques. The team's television instructors have been working on their television techniques. The team's radio instructors have been working on their radio techniques. The team's journalism instructors have been working on their journalism techniques. The team's public relations instructors have been working on their public relations techniques. The team's marketing instructors have been working on their marketing techniques. The team's sales instructors have been working on their sales techniques. The team's management instructors have been working on their management techniques. The team's business instructors have been working on their business techniques. The team's law instructors have been working on their law techniques. The team's medicine instructors have been working on their medicine techniques. The team's engineering instructors have been working on their engineering techniques. The team's computer science instructors have been working on their computer science techniques. The team's mathematics instructors have been working on their mathematics techniques. The team's science instructors have been working on their science techniques. The team's history instructors have been working on their history techniques. The team's social studies instructors have been working on their social studies techniques. The team's language instructors have been working on their language techniques. The team's foreign language instructors have been working on their foreign language techniques. The team's music instructors have been working on their music techniques. The team's art instructors have been working on their art techniques. The team's writing instructors have been working on their writing techniques. The team's acting instructors have been working on their acting techniques. The team's theater instructors have been working on their theater techniques. The team's film instructors have been working on their film techniques. The team's television instructors have been working on their television techniques. The team's radio instructors have been working on their radio techniques. The team's journalism instructors have been working on their journalism techniques. The team's public relations instructors have been working on their public relations techniques. The team's marketing instructors have been working on their marketing techniques. The team's sales instructors have been working on their sales techniques. The team's management instructors have been working on their management techniques. The team's business instructors have been working on their business techniques. The team's law instructors have been working on their law techniques. The team's medicine instructors have been working on their medicine techniques. The team's engineering instructors have been working on their engineering techniques. The team's computer science instructors have been working on their computer science techniques. The team's mathematics instructors have been working on their mathematics techniques. The team's science instructors have been working on their science techniques. The team's history instructors have been working on their history techniques. The team's social studies instructors have been working on their social studies techniques. The team's language instructors have been working on their language techniques. The team's foreign language instructors have been working on their foreign language techniques.

Tim TERRY



LINEBACKER

6-2 240

TEMPLE

4TH NFL SEASON

2ND SEAHAWKS SEASON

FREE AGENT 2000

2001 GAMES/STARTS: 16/0

CAREER GAMES/STARTS: 27/0

JULY 26, 1974 (HEMPSTEAD, N.Y.)



59

2001: Saw action in all 16 games primarily on special teams. Finished season third on team with 12 special teams tackles. Saw action throughout the season at linebacker in third-down and goal line situations. Saw time at linebacker in the nickel and collected two solo tackles and forced his first career fumble versus Jacksonville (10/7). Played linebacker in short-yardage situations and had one solo stop and his first career sack (10 yds.) that forced his second fumble of the season at Buffalo (11/18). Had two special teams tackles and forced a Reggie Swinton fumble on a punt return that was kicked out of the endzone by Dallas and resulted in a safety and a 12-3 lead versus Dallas (12/16). Played in short-yardage situations and recorded two tackles and split a sack (3.5 yds.) with John Randle at San Diego (12/30). Tallied two solo tackles and one sack versus Kansas City (1/6/02).

2001 COMMUNITY HIGHLIGHTS

A participant in the Seahawks Blood Drive and Marrow Donor Registration Day at Garfield High School. Visited Sea Mar Youth Residential Treatment Center on a couple of occasions, once to serve Thanksgiving lunch and again for a holiday party. Also visited the Fred Hutchinson Cancer Research Center and Children's Hospital as part of the annual Captains Blitz.

PRO: Went to training camp with the Kansas City Chiefs in 2000, but was released following camp. Signed to Seattle's practice squad on August 30, 2000, before signing to the active roster on November 10. Originally signed as an undrafted free agent by Cincinnati April 25, 1997. **1997:** Was active for six games for Cincinnati and

played in five games. Recorded three stops and five special teams tackles. **1998:** Went to camp with the Bengals and was released before the start of the season; however, he was signed to Bengals practice squad on December 15 for the final two weeks of the season. **1999:** Went to training camp with the Kansas City Chiefs, but was released before the start of the season. Signed with the Hamilton Tiger-Cats of the Canadian Football League and saw action in the last five regular season games and played in three post-season contests totaling 15 tackles and one sack during the regular season. Had 11 tackles and one sack in the club's first two playoff games and had two stops and a fumble recovery in the Grey Cup victory versus Calgary. **2000:** Signed off the team's practice squad November 10, and saw his first action at Jacksonville (11/12), recording one special teams tackle. Posted two special teams tackles and forced a fumble during a kickoff that was recovered by Isaiah Kacyvenski versus Denver (11/26). Continued strong special teams play leading the team with three stops at Denver (12/10) and finished with eight special teams stops in only six games.

COLLEGE: Played in all 44 collegiate games during his four seasons at Temple, including 43 starts. Finished career with 208 tackles. Started all 11 games registering five sacks as a senior. Tallied a career-high 72 tackles as a junior.

PERSONAL: An all-state selection at Hempstead (N.Y.) High School, he also lettered in track and lacrosse. Holds a B.S. degree in Political Science from Temple, with a minor in African-American Studies. Resides with his wife Kafi (6/20/98), and daughter Zoe (9/17/01) in Birmingham, Ala.

TERRY'S NFL RECORD

Club	G/S	Tackles			Sacks		Interceptions			PD	FF	FR
		Tkl	So	Ast	QB	Yds	No	Yds	Avg			
1997 Cincinnati	5/0	3	2	1	0.0	0.0	0	0	0.0	0	0	0
1998 Cincinnati		Practice Squad										
1999 Hamilton		Canadian Football League										
2000 Seattle	6/0	0	0	0	0.0	0.0	0	0	0.0	0	0	0
2001 Seattle	16/0	10	9	1	2.5	13.5	0	0	0.0	0	0	2
NFL TOTALS	27/0	13	11	2	2.5	13.5	0	0	0.0	0	0	2

TERRY'S ADDITIONAL STATISTICS

Special Teams Tackles: 1997 (5); 2000 (8, 1 FF); 2001 (12, 1 FF) Career: (25, 2 FF).

Robbie TOBECK



CENTER

6-4 297

WASHINGTON STATE

9TH NFL SEASON

3RD SEAHAWKS SEASON

UFA (ATLANTA) 2000

2001 GAMES/STARTS: 16/16

CAREER GAMES/STARTS: 104/94

MARCH 6, 1970 (TARPON SPRINGS, FL)

61

2001: Started all 16 games at center. Part of an offensive line that hepled Shaun Alexander to the fourth-best rushing game in NFL history (266 yds.), and helped set a franchise record with 319 rushing yards versus Oakland (11/11).

2001 COMMUNITY HIGHLIGHTS

Commitment to children was evident when he spoke at the Rose Hill (Kirkland, Wash.) Elementary Graduation and through is participation in the Bellevue Presbyterian Church "Angel Tree", a program set up to pass out gifts during the holidays to children whose parents are in jail. Participated in Circuit City's "Message from America" program.

PRO: Signed with the Seahawks March 20, 2000. Had surgery in 2000 offseason to repair a torn tendon in his left knee he suffered in an offseason workout. Originally signed by Atlanta as a free agent on May 7, 1993. Was waived by Atlanta following training camp on August 30, 1993, and signed to the practice squad a day later. Signed to the Atlanta active roster from the practice squad on January 1, 1994. Started five seasons for Atlanta making the switch from guard to center in 1998. Blocked for four 1,000-yard rushers in Atlanta. **1993:** Spent the first 15 weeks on Falcons practice squad and signed to active roster prior to the season finale versus Phoenix (1/2), but was inactive. **1994:** Played in five games in first season on the active roster seeing action at guard, center, and tight end in short-yardage situations. **1995:** Took over as starting left guard in training camp. Made mark as a first-year starter by occupying left guard position for every snap of all 16 games. Only Falcons lineman to play every offensive snap. Helped Craig Heyward gain a personal-best 1,083 rushing yards and Jeff George set career-highs for passing yards and completions. **1996:** Started all 16 games for second straight season at left guard.

Helped the Falcons total over 300 yards in offense in 11 games, including 100 yards rushing in eight games. Pass blocking helped the Falcons collect 250 or more passing yards in seven contests. Was key blocker in Jamal Anderson's 1,055-yard rushing season. Had a 1-yard touchdown reception versus Pittsburgh (10/27) after lining up as a tight end. Also caught a 14-yard pass versus New Orleans (11/17). **1997:** Played in all 16 games starting 15. Did not start season opener at Detroit due to a fractured left thumb in team's first preseason game. Helped Falcons place sixth in average time of possession. Blocked for Chris Chandler who compiled the NFL's second-best quarterback rating while completing 59.1 percent of his passes. Paved the way for Jamal Anderson's 1,052 yards, including two 150-yard plus games. **1998:** Switched to center during training camp and started 16 games there, including three postseason games. Helped lead team to Super Bowl XXXIII versus Denver (1/31/99). Played instrumental role in Jamal Anderson's NFL-leading 1,846 yards rushing. **1999:** Started 15 games at center for the Atlanta Falcons. Inactive vs. Arizona (12/26) with an injured quadricep muscle. **2000:** Recovered from offseason knee surgery soon enough to see action the last four games, spending the first 12 on the physically unable to perform list. Split time at center with Chris Gray and was part of the offensive line that did not surrender a sack in back-to-back games at Atlanta (12/3) and at Denver (12/10) for the first time in 324 games. Helped block for Ricky Watters when he eclipsed the 10,000-yard career rushing mark at Atlanta (12/3).

COLLEGE: Started all 12 games at center for a 9-3 Cougar football team as a senior. Moved to center from guard prior to final season and earned second-team All-Pac-10 honors. Recipient of the Frank Butler Award by his teammates. Also earned first-team All-Academic Pac-10 honors.

VETERANS

Played two seasons at Kilgore Junior College in Texas where he played defensive end.

PERSONAL: Lettered in both football and basketball at New Port Richie High School in Tarpon Springs, Fla. Played running back and was the leading tackler from his linebacker position. A versatile athlete, he was a presence in the mid-

dle for the basketball team averaging an eye-catching 21 rebounds, 21 points a game for an undefeated 20-0 team which was ranked second in the state of Florida. Robbie and his wife, Beth (5/27/94), reside in Issaquah and have four children, McKenzie (12/9/93), Mason (2/11/95), Mia (10/23/97) and Madden (9/24/99).

TOBECK'S NFL RECORD

Career Games Played/Started: 1994 (Atlanta) 5/0; 1995 (Atlanta) 16/16; 1996 (Atlanta) 16/16; 1997 (Atlanta) 16/15; 1998 (Atlanta) 16/16; 1999 (Atlanta) 15/15; 2000 (Seattle) 4/0; 2001 (Seattle) 16/16.
Career: 104/94. **Postseason:** 4/4.



Robbie Tobeck coaches his daughter's soccer team in his spare time during the offseason.

Reggie TONGUE



STRONG SAFETY

6-0 204

OREGON STATE

7TH NFL SEASON

3RD SEAHAWKS SEASON

UFA (KANSAS CITY) 2000

2001 GAMES/STARTS: 16/16

CAREER GAMES/STARTS: 95/69

APRIL 11, 1973 (FAIRBANKS, ALASKA)

25

2001: Finished season fourth on the team with 76 tackles (56 solo). Collected four solo tackles and returned an interception 5 yards in the third quarter halting a Browns drive at Cleveland (9/9). Play marked first interception since 12/18/99 versus Pittsburgh. Had season-high 10 stops, a quarterback sack and a career-high two interceptions (returning one 55 yards for his third career score) versus Denver (10/14).

2001 COMMUNITY HIGHLIGHTS

Spent Thanksgiving with youth at the Sea Mar Youth Residential Treatment Center.

PRO: Signed with the Seahawks as an unrestricted free agent from Kansas City February 22, 2000. Originally, a second-round pick by the Chiefs in 1996, became the full-time starter at strong safety in 1997. Recorded 370 tackles in three seasons as a starter for the Chiefs. **1996:** Played in all 16 games for the Chiefs and earned the club's prestigious Mack Lee Hill Award given to the Chiefs top first-year player. Saw action primarily on special teams and finished the year third with 17 special teams tackles. Saw action in four games on defense and recorded 10 tackles (eight solo). Had career-best six stops versus Pittsburgh (10/7) on Monday Night Football. Worked as a nickel safety versus Seattle (10/17) and recorded two tackles. Registered a season-high three special teams stops at Detroit (11/28). **1997:** Started all 16 games at strong safety and led the team with 142 tackles (91 solo), posting double digit tackles on six occasions. Added 2.5 sacks, one interception, two forced fumbles and nine passes defended. Had 11 tackles (nine solo) in first NFL start in the season-opener at Denver (8/31). Intercepted first career pass versus Buffalo (9/14). Posted 11 tackles and a pass defended at Carolina (9/14). Had team-high 13 tackles (eight solo) at Miami (10/15) and recorded career-high 16 tackles (nine solo) at St. Louis (10/26). Had team-best 12 takedowns at Jacksonville (11/9) and had 10 stops versus Denver (11/16). One of biggest plays of season came versus Seattle (11/23) on a fourth-and-goal from the 10-yard line with 1:21 remaining when he sacked

Warren Moon forcing a fumble preserving a 19-14 win. Recorded career-best four special teams tackles at San Diego (12/14). Rounded out season with 10 tackles versus New Orleans (12/21). Started in club's playoff game versus Denver (1/4/98) and tallied four tackles and a fumble recovery. **1998:** Started 15 games and ranked second on team with 134 tackles, including a career-high 100 solo stops. Produced nine tackles at Jacksonville (9/13) including one sack. Listed as inactive with a hamstring injury at Philadelphia (9/27). Tied a career-high with a team-best 16 tackles (10 solo) at New England (10/11) and snagged 13 tackles versus Pittsburgh (10/26). Led team with 14 tackles versus New York Jets (11/1), in addition to one forced fumble and pass defended. Recorded nine tackles and a sack versus Arizona (11/29) and notched 10 tackles at the New York Giants (12/20). **1999:** Started all 16 games at strong safety for the Chiefs. Ranked fifth on the team with 94 tackles (70 solo), while collecting 2.0 sacks (38 yards), eight passes defended, one interception and a team-high four forced fumbles. Also saw action on special teams ranking fourth with 20 tackles (17 on kickoff coverage and three on punt coverage). Took a Donnie Edwards lateral following an interception and returned it 46 yards for his first career score at Baltimore (10/21). Also recorded seven tackles in that game (three solo) one pass defended and team-high three special teams tackles. Scored his second touchdown in as many weeks versus San Diego (10/31) when he sacked Erik Kramer forcing him to fumble which he picked up and returned 7 yards for a score. Collected a team-high nine tackles (eight solo) with one sack at Indianapolis (11/7). Set career highs with three forced fumbles and two recoveries at Tampa Bay (11/14). Posted seven tackles (five solo) one interception and a team high three special teams tackles versus Pittsburgh (12/18). **2000:** Started the first six games before being replaced by Kerry Joseph in the starting lineup. Tallied a season-high seven tackles (six solo) at Carolina (10/8). Contributed five tackles (three solo) in his Seahawks debut at Miami (9/3)

VETERANS

along with one forced fumble out of the endzone that resulted in a Seattle touchback to halt a Miami scoring opportunity. Saw action in nickel and dime situations weeks 7-17, and batted a pass in to the air that was intercepted by Cortez Kennedy at Atlanta (12/3). Came in for an injured Jay Bellamy (back) in the first quarter and saw extensive action at safety at Denver (12/10) recording three tackles (two solo). Totaled five special teams tackles.

COLLEGE: Started 40 of 44 career games at Oregon State, 29 games at safety and 11 at cornerback. Tallied 362 total tackles (205 solo), nine interceptions with four touchdowns, 19 passes defended, three fumble recoveries with one touchdown and a forced fumble. Four interceptions for touchdowns tied a Pac-10 mark and were one shy of the NCAA record. Captained the Beavers as a senior and earned first team All-Pac-10 accolades. Finished second on club with 124 tackles (75 solo). Ranked third on team with 102 tackles as a junior and recorded five interceptions, three of which he returned for a touchdown tying the NCAA and Pac-10 single-season mark for scores on interception returns. Was an

honorable mention All-America choice and first team All-Pac-10 selection by *Football News*. Had one of his best games in career versus Wyoming, when he posted 11 tackles and three interceptions, two of which he returned for touchdowns tying conference and NCAA marks. Posted 82 tackles (48 solo), three fumble recoveries and one forced fumble as a sophomore. Had three interceptions, including a 29-yard touchdown return and also had a 75-yard score on a fumble runback. Played in all 11 games as a freshman in 1991, starting seven contests at left cornerback. Finished year with 54 tackles (28 solo) and one interception. Majored in Speech Communication.

PERSONAL: A native of the Pacific Northwest, he was the 1990 state Class 4A Player of the year and Gatorade Circle of Champions Alaska Player of the Year as a senior at Lathrop High School in Fairbanks. Totaled 11 interceptions as a senior defensive back and had 187 carries for 952 yards and 16 touchdowns as a running back. Was nicknamed "Igloo" in college. Has one son, Makiya (3/8/01). Lives in Kirkland.

TONGUE'S NFL RECORD

Club	G/S	Tackles			Sacks		Interceptions								
		Tkl	So	Ast	QB	Yds	No	Yds	Avg	LG	TD	PD	FF	FR	
1996 Kansas City	16/0	10	8	2	0.0	0.0	0	0	0.0	0	0	0	0	0	0
1997 Kansas City	16/16	142	91	51	2.5	27.5	1	0	0.0	0	0	0	9	2	0
1998 Kansas City	15/15	134	100	34	2.0	14.0	0	0	0.0	0	0	0	5	1	1
1999 Kansas City	16/16	94	70	24	2.0	38.0	1	46t	46.0	46t	1	8	4	3	0
2000 Seattle	16/6	40	31	9	0.0	0.0	0	0	0.0	0	0	0	6	1	0
2001 Seattle	16/16	76	56	20	1.0	5.0	3	67	22.3	55t	1	7	0	2	0
NFL TOTALS	95/69	496	356	140	7.5	84.5	5	113	22.6	55t	2	35	8	6	0

POSTSEASON

Club	G/S	Tackles			Sacks		Interceptions								
		Tkl	So	Ast	QB	Yds	No	Yds	Avg	LG	TD	PD	FF	FR	
1997 Kansas City	1/1	4	3	1	0.0	0.0	0	0	0.0	0	0	0	0	0	1
NFL TOTALS	1/1	4	3	1	0.0	0.0	0	0	0.0	0	0	0	0	0	1

SINGLE GAME HIGHS

Tackles: 16, 2 Times (Last at New England, 10/11/98)

Sacks: 1.0, 7 Times (Last vs. Denver, 10/14/01)

Interceptions: 2, vs. Denver (10/14/01)

Forced Fumbles: 3, at Tampa Bay (11/14/99)

Fumble Recoveries: 2, at Tampa Bay (11/14/99)

ADDITIONAL STATISTICS

Touchdowns: 1, 3 Times, int., FR (Last vs. Denver, 10/14/01)

Special Teams Tackles: 1996 (17); 1997 (20); 1998 (3); 1999 (20); 2000 (5); 2001 (5) **Career:** (70).

EXTRA! EXTRA!

AP (November 26, 1978)

OAKLAND -- Seattle became the first team since 1965, 12 seasons, to beat the Oakland Raiders twice during the regular season with a 17-16 win. With just three seconds remaining, Seahawks kicker Efen Herrera's 46-yard field goal lifted Seattle to victory.

Seattle Seahawks Gamebreaker

October 26, 1997

Hawks Tackle Raiders for Second Time



OAKLAND -- Seattle became the first team since 1965, 12 seasons, to beat the Oakland Raiders twice during the regular season with a 17-16 win.

With just three seconds remaining, Seahawks kicker Efen Herrera's 46-yard field goal lifted Seattle to victory.

Herrera's 46-yard field goal lifted Seattle to victory.

Herrera's 46-yard field goal lifted Seattle to victory.

Herrera's 46-yard field goal lifted Seattle to victory.

Floyd WEDDERBURN



TACKLE

6-5 333

PENN STATE

4TH NFL SEASON

4TH SEAHAWKS SEASON

5TH ROUND(A) 1999

2001 GAMES/STARTS: 16/0

CAREER GAMES/STARTS: 32/16

MAY 5, 1976 (UPPER DARBY, PA.)

69

2001: Saw action in all 16 games, primarily at guard on field goal and PAT units. Played right tackle, while Todd Weiner moved to left tackle, after Walter Jones left briefly during the first series at Cleveland (9/9).

2001 COMMUNITY HIGHLIGHTS

Sat on the scale during training camp for the Campbell's Chunky Soup Weigh In. Campbell's donated as many cans of soup that equaled the 333 pound (listed) tackle to a local food bank.

PRO: Selected as the first of two fifth-round picks (140th overall) in the 1999 draft. A massive drive blocker with impressive quickness who has the speed to pull and get out in front on screens. **1999:** Did not see any action, but was active for five games. **2000:** Made his NFL debut at Miami (9/3) and started all 16 games at right guard. Part of the offensive line that did not give up a sack in back-to-back games at Atlanta (12/3) and at Denver (12/10) for the first time in

324 games. Helped block for Ricky Watters when he surpassed the 10,000 yard career rushing mark at Atlanta (12/3).

COLLEGE: The only Littany Lions' offensive lineman to play in every game as a senior. Selected All-America third-team and All-Big Ten Conference first-team by the *Sports Network*. Recipient of the Richard Maginnis Memorial Award, given to the team's top offensive lineman. Moved from defensive tackle to offensive tackle following his sophomore season.

PERSONAL: *USA Today* and *Super Prep* All-American, Gatorade Circle of Champions Pennsylvania Player of the Year, *Associated Press* All-State selection and winner of the Maxwell Award, given to the state's top player, while at Upper Darby (Pa.) High. Also lettered in basketball, averaging over 20 points for his career. An accomplished cook, the Jamaican native relocated to Quebec, Canada, before moving to Philadelphia. Has a son, Floyd Jr. (12/24/00). Lives in Kirkland.

WEDDERBURN'S NFL RECORD

Career Games Played/Started: 1999 (Seattle) 0/0; 2000 (Seattle) 16/16; 2001 (Seattle) 16/0. Career: 32/16.

Seattle Seahawks Gamebreaker

October 26, 1997

Krieg to Skansi Gives Seattle 30-26 Win



KANSAS CITY -- The PAT gave Seattle a 17-16 win and started a four-game streak of at least one win in the last place. Skansi had just the catch for the win and Krieg completed 16 of 23 passes for 206 yards, three touchdowns and one interception.

He also tossed a 24-yard touchdown to Jon Chadwick.

In the game, Skansi started with 17 tackles, three interceptions and one fumble.

Paul Skansi is one of the best blocking receivers in the league, having three touchdowns in Kansas City's Arrowhead Stadium since 1980 as Dave Krieg threw a 25-yard touchdown pass to Paul Skansi in 1997.

Player

Isn't for When it comes to blocking, Skansi is one of the best in the league. He has 17 touchdowns in his career, including a game-winning catch for the win in 1997.

Photo by AP/Wide World

EXTRA! EXTRA!

AP (November 11, 1990)

KANSAS CITY -- In one of the most thrilling victories in franchise history, the Seahawks won their first game in Kansas City's Arrowhead Stadium since 1980 as Dave Krieg threw a 25-yard touchdown pass to Paul Skansi as time expired. The PAT gave Seattle a 17-16 win and started a four-game streak of games decided on the last play.

VETERANS

James WILLIAMS



WIDE RECEIVER

5-10 186

MARSHALL

3RD NFL SEASON

3RD SEAHAWKS SEASON

6TH ROUND(A) 2000

2001 GAMES/STARTS: 6/2

CAREER GAMES/STARTS: 16/2

MARCH 6 1978 (VICKSBURG, MISS.)

88

2001: Saw action in six games (including first two starts of career) playing in three and four-wide receiver sets. Totaled 12 catches for 212 yards and one touchdown. Caught two passes for 15 yards with a long of 11 in season opener at Cleveland (9/9). Had a game-high 69 yards on two catches, including a career-long, 49-yarder at Washington (11/4). Also returned two kickoffs for 44 yards with a career-long 31 in place of Charlie Rogers (toe) in that game. Declared inactive for a total of 10 weeks. Started his first career game and collected a career-high four catches for a career-high 101 yards (25.3 avg.) with his first career score (a 37-yard touchdown from Trent Dilfer) at San Diego (12/30). Teamed with Darrell Jackson to become the first duo to record 100-yd games since James McKnight (4-100) and Joey Galloway (7-117) versus Oakland (10/26/97).

2001 COMMUNITY HIGHLIGHTS

Participated in the Seahawks Blood Drive and Marrow Donor Registration and the NFL/United Way Hometown Huddle. Also attended the Communities in Schools First & Goal Luncheon.

PRO: Selected by the Seahawks with the first of three sixth-round picks, 175th overall, of the 2000 NFL Draft. **2000:** Saw action in 10 games, including the season opener at Miami (9/3). Posted his first NFL catch for 9 yards against the

Dolphins. Returned three kickoffs for 76 yards (25.3 avg.) vs. New Orleans (9/17) when Charlie Rogers did not play. Saw extended playing time at Carolina after Derrick Mayes suffered a finger injury in warmups. Responded with two receptions for 31 yards with a long of 18. Declared inactive weeks 8-10 and weeks 13, 15 and 17, alternating fourth string wide receiver duties with Karsten Bailey. Caught two passes for 20 yards week 14 at Atlanta (12/3). Rushed once for -5 yards at Miami (9/3).

COLLEGE: Transferred to Marshall after two-years at Hinds (Miss.) Community College. First-team All-Mid American Conference selection after catching 47 passes for 880 yards and 13 touchdowns his senior year. Also returned 15 kickoffs for a 32.9-yard average and one score. Recorded three games over 100 yards receiving, including a season-high 164 on four catches versus Miami (Ohio). During his junior campaign, he caught 26 passes for 591 yards (22.7 avg.) and four touchdowns, including a 91-yard score versus Troy State. Returned 12 kickoffs for a 25.2-yard average.

PERSONAL: Earned seven letters in football track and basketball at Warren Central High in Raymond, Miss. Earned the Most Valuable Player award on the track team. Also a member of the Marshall track team. Majored in sports management and marketing. Born in Vicksburg, Miss.

J. WILLIAMS' NFL RECORD

Club	G/S	Receiving					Rushing			
		No	Yds	Avg	LG	TD	Att	Yds	Avg.	TD
2000 Seattle	10/0	8	99	12.4	18	0	1	-5	-5.0	0
2001 Seattle	6/2	12	212	17.7	49	1	0	0	0	0
NFL TOTALS	16/2	20	311	15.6	49	1	1	-5	-5.0	0

SINGLE GAME HIGHS

Most Receptions: 4 vs. San Diego, 12/30/01


Most Yards: 101 vs. San Diego, 12/30/01

Longest Reception: 49 vs. Washington 11/4/01

Most Touchdowns: 1 vs. San Diego 12/30/01

Longest Touchdown: 37 yds. vs. San Diego 12/30/01

Willie WILLIAMS



CORNERBACK

5-9 182
WESTERN CAROLINA
10TH NFL SEASON
6TH SEAHAWKS SEASON
UFA (PITTSBURGH) 1997
2001 GAMES/STARTS: 14/14
CAREER GAMES/STARTS: 137/103
DEC. 26, 1970 (COLUMBIA, S.C.)

27



2001: Missed two games (at Cleveland-9/9 and vs. Philadelphia-9/23) due to a fractured forearm. Tied for 10th in the AFC with four interceptions and led the team with 16 passes defended. Returned to starting lineup from injury and tallied five tackles at Oakland (9/30). Had five tackles, two passes defended and a forced fumble that helped set up a Rian Lindell field goal in the fourth quarter versus Jacksonville (10/7). Intercepted two passes in the first 10:52 versus Miami (10/28) and had seven total tackles. Marked third time in career with two interceptions in the same game and first since December 10, 1995, at Oakland (77 games). Collected four tackles and an interception at Washington (11/4). Started at left corner and posted four solo tackles, two passes defended and a team-leading fourth interception versus San Diego (12/2).

2001 COMMUNITY HIGHLIGHTS

Teamed up with fellow cornerback Shawn Springs at the Shawn Springs Celebrity Golf Marathon and the Shawn Springs Bowling Classic. Both events helped support Jr. Achievement, a non-profit organization whose purpose is to educate and inspire young people to value free enterprise, business and economics to improve their quality of life.

PRO: Played his first four seasons with Pittsburgh after being drafted in the sixth round in 1993. Played 63 games with 30 starts and was credited with 167 tackles and had eight interceptions, three forced fumbles and two fumble recoveries for Pittsburgh. Led the AFC in interceptions in 1995 with seven. **1993:** Played 16 regular season and one postseason game as a reserve, despite breaking his wrist in game four. Credited with nine tackles on defense and six on special teams, including a forced fumble. **1994:** Played 16 games and both postseason contests. Made first career start at Pittsburgh as an extra defensive back. Led team with 19 special teams tackles, including 12 solo stops. Had five special teams tackles at San Diego (12/24). **1995:** Started 15 of 16 games, playing but not starting at Houston (9/10) in game two. Led the AFC and

was third in the NFL with seven interceptions. Started the season as the starting right cornerback, then started 11 of 14 games at left cornerback. Started the other three games on the right side, versus Jacksonville (10/29), at Cincinnati (11/19), and versus Houston (12/3). Picked off two passes versus San Diego (10/1) and returned one 63 yards for a touchdown. Also picked off two at Oakland (12/10) and had an interception and fumble recovery versus Cleveland (11/13) on consecutive series. Named AFC Defensive Player of the Month after recording 27 tackles, and three interceptions. Posted a career high 77 tackles, a total that led all defensive backs and finished third overall. Single-game best nine at Oakland (12/10). Started all three postseason games at left cornerback, including Super Bowl XXX. Led the secondary with 15 tackles, including a touchdown-saving stop in the AFC Championship Game. Had five tackles versus Dallas in the Super Bowl. **1996:** Played 15 games, starting 14, at right cornerback. Did not play at Jacksonville (9/1) because of a shoulder injury. Totaled 76 tackles, one off his 1995 single-season best and one interception. Had his first career sack, a forced fumble and four passes defended versus Houston (9/29). Started both postseason games and was credited with six tackles. **1997:** Started all 16 games at cornerback after signing as an unrestricted free agent from Pittsburgh on February 18. Recorded a career-high 12 tackles, including 11 solo, to help pace a 26-22 win over San Diego 99/21). Forced fumbles at Denver (11/2) and Oakland (12/14). Picked off his only pass of the season versus San Francisco (12/21). **1998:** Started 14 games at right cornerback. Helped limit the Eagles (9/6) to just 63 yards passing in season opening victory over Philadelphia. Along with cornerback Shawn Springs, held the Eagles' receivers to just four catches. Tied for second on the team with five tackles. Scored the second touchdown of his career by returning an interception 28 yards for a score versus Arizona (9/13). The score was part of an NFL record 13 return touchdowns by the Seahawks in 1998. Recorded seven tackles and a pass

VETERANS

defensed versus Washington (9/20). Had six solo tackles and two passes defensed at Pittsburgh (9/27). Recorded four passes defensed and finished tied for second with eight tackles versus Denver. Intercepted a pass versus Oakland (11/1). Inactive with a hamstring injury at Dallas (11/22), and with a foot injury versus San Diego (12/13). **1999:** Played in 14 games with 14 starts. Was inactive versus Tampa Bay (11/28) with injury (concussion) and did not play (foot) versus San Diego (12/12). Registered 72 tackles (65 solo) and tied for the team lead with five interceptions, one which he returned 40 yards for a touchdown in season opener versus Detroit (9/12). Part of defense that led NFL with 30 interceptions, third highest total in the decade. Led team with 16 passes defensed including three versus Detroit. Totaled five tackles (four solo), a pass defensed and interception at Pittsburgh (9/26). Also picked off passes at San Diego (10/17) and at Green Bay (11/1). Led team in tackles at Denver (12/19) with nine (eight solo). Also had an interception and three passes defensed. Started at cornerback in playoff loss to Miami (1/9/00) and tallied six solo tackles and two passes defensed. **2000:** Played all 16 games with 15 starts. Tied (Jay Bellamy) for the team-lead with four interceptions with one touchdown, a 69-yard jaunt at San Diego (9/24). It was his fourth career score and longest return of his career. Tied (Shawn Springs) for the team-lead in tackles vs. Buffalo (12/23) with eight stops (seven solo). Recovered a fumble vs. Indianapolis (10/22), his fourth career, that led to a Seattle touchdown. The following week he intercepted Rich Gannon at Oakland (10/22). Left the Kansas City (10/29) game in the third quarter with a shoulder stinger but returned in the fourth quar-

ter in the nickel package. Did not start the next week but saw action in the final quarter at Jacksonville (11/12). Intercepted his third of the season vs. Denver (11/26) to halt a Broncos scoring opportunity in Seattle territory. Recorded his second career sack at Atlanta (12/3) causing a fumble that was recovered by Michael Sinclair. Sealed Seattle's comeback win vs. Oakland (12/16) intercepting Rich Gannon late in the fourth quarter.

HONORS: 1995, AFC Defensive Player of the Month for December.

COLLEGE: Three-year starter at Western Carolina. First-team All-Southern Conference choice as a senior after recording 62 tackles and one interception. Two time second-team pick. Had single-season bests of 87 tackles as a junior and three interceptions as a sophomore. Finished his career with 217 tackles, 41 passes defensed, six interceptions, six tackles for loss, and a sack. Tackle totals set a school record for a defensive back. Passes defensed were also a record. Majored in Sports Management.

PERSONAL: Member of the state championship team as a senior at Spring Valley High School in Columbia, S.C. Intercepted eight passes and averaged 30.0 on kickoff returns as a senior. Also played wide receiver and lettered in track. Owns a real estate company in Columbia, The Canaan Group. Willie and his wife, Melissa (5/22/93), have two sons, Dominique (8/6/95) and Donovan (11/17/99). Melissa has a degree in Office Administration from South Carolina. They live in Issaquah, Wash. Nicknamed Mighty Mouse.

W. WILLIAMS' NFL RECORD

Club	G/S	Tackles			Sacks		Interceptions			LG	TD	PD	FF	FR
		Tkl	So	Ast	QB	Yds	No	Yds	Avg					
1993 Pittsburgh	16/0	9	7	2	0.0	0.0	0	0	0.0	0	0	1	0	0
1994 Pittsburgh	16/1	5	5	0	0.0	0.0	0	0	0.0	0	0	2	0	0
1995 Pittsburgh	16/15	77	69	8	0.0	0.0	*7	122	17.4	63t	1	17	1	1
1996 Pittsburgh	15/14	76	66	10	1.0	9.0	1	1	1.0	1	0	19	2	1
1997 Seattle	16/16	67	58	9	0.0	0.0	1	0	0.0	0	0	5	2	0
1998 Seattle	14/14	66	53	13	0.0	0.0	2	36	18.0	28t	1	15	0	1
1999 Seattle	14/14	72	65	7	0.0	0.0	5	43	8.6	40t	1	16	0	0
2000 Seattle	16/15	60	51	9	1.0	8.0	4	74	18.5	69t	1	11	1	1
2001 Seattle	14/14	72	60	12	0.0	0.0	4	24	6.0	24	0	16	1	1
NFL TOTALS	137/103	504	434	70	2.0	17	24	300	12.5	69t	4	102	7	5

*AFC Leader

POSTSEASON

Club	G/S	Tackles			Sacks		Interceptions			LG	TD	PD	FF	FR
		Tkl	So	Ast	QB	Yds	No	Yds	Avg					
1993 Pittsburgh	1/0	2	2	0	0.0	0.0	0	0	0.0	0	0	0	0	0
1994 Pittsburgh	2/0	0	0	0	0.0	0.0	0	0	0.0	0	0	0	0	0
1995 Pittsburgh	3/3	15	11	4	0.0	0.0	0	0	0.0	0	0	4	0	0
1996 Pittsburgh	2/2	6	6	0	0.0	0.0	1	0	0.0	0	0	1	0	0
1999 Seattle	1/1	6	6	0	0.0	0.0	0	0	0.0	0	0	2	0	0
NFL TOTALS	9/6	29	25	4	0.0	0	1	0	0.0	0	0	7	0	0

SINGLE GAME HIGHS


Tackles: 12, vs. San Diego (9/21/97)
Sacks: 1.0, 2 Times (Last at Atlanta, 12/3/00)
Interceptions: 2, 3 Times (Last vs. Miami 10/28/01)
Forced Fumbles: 1, 7 Times (Last vs Jacksonville 10/7/01)
Fumble Recoveries: 1, 5 Times (Last vs. Oakland 11/11/01)

Touchdowns: 1, 4 Times (all int.) (Last at San Diego, 9/24/00)

ADDITIONAL STATISTICS

Special Teams Tackles: 1993 (6); 1994 (19); 1995 (2); 1996 (0); 1997 (0); 1998 (5); 1999 (6); 2000 (0); 2001 (4); **Career:** (42).

Floyd WOMACK



TACKLE

6-4 333

MISSISSIPPI STATE

2ND NFL SEASON

2ND SEAHAWKS SEASON

4TH ROUND (C) 2001

2001 GAMES/STARTS: 5/0

CAREER GAMES/STARTS: 5/0

NOV. 15, 1978 (CLEVELAND, MISS.)

77

2001: Declared inactive for 10 games this season. Made his NFL debut at tackle on the field goal unit versus Jacksonville (10/7). Played on field goal unit versus Dallas (12/9), New York Giants (12/23), San Diego (12/30) and Kansas City (1/6/02).

2001 COMMUNITY HIGHLIGHTS

Teamed with fellow offensive lineman Steve Hutchinson and Dennis Norman to feast on ribs at the Tony Roma's Rib Contest for United Way. Ten percent of the nights earnings went to United Way.

PRO: Selected as the third of three fourth-round picks (128th overall) for the Seahawks in the 2001 draft. His selection marked the sixth consecutive draft that Seattle has selected at least one tackle, and marks the 25th tackle that the Seahawks have drafted in 26 seasons.

COLLEGE: Anchored the tackle position for the Bulldogs since his sophomore year, starting 29 consecutive games. His emergence as a pass protector saw the MSU aerial game generate 6,358 yards during his tenure as a starter. As a senior, Walter Camp Foundation and Associated Press All-American second-team selection, despite missing the team's final five games. A consensus All-Southeastern Conference first-team choice, he started the first six games at left tackle, helping the

offense amass 4,250 yards, collecting an impressive 63 knockdowns in that span. Graded at least 90% for blocking consistency in every game he played in. Junior season started every game at left tackle as the offense totaled 3,562 yards en route to a 9-2 record. Helped offense gain a season-high 454 yards versus Vanderbilt. Moved into the starting lineup at left tackle as a sophomore, helping the offense average 322.5 yards per game. Was originally scheduled to redshirt freshman season, but was forced into action by the season's fourth game when injuries depleted the offensive line. Saw action in the South Carolina, Mississippi and Auburn contests.

PERSONAL: A first-team, All-District 3-4A selection following his standout senior season at East Side (Cleveland, Miss.) High and was named Co-Most Valuable Player in Bolivar County. Considered one of the top players in Mississippi by several publications. Helped lead East Side to a two-year 19-3 record. Started at offensive guard during his junior season when East Side posted an 8-2 record. Moved to tackle as a senior, and helped his school to its best-ever record, 11-1, and a berth in the post-season playoffs. Nicknamed "Pork Chop" by his mother who thought Floyd resembled Pork Chop Cash, a local pro wrestler, when Floyd was a baby.

VETERANS

Cedric WOODARD



DEFENSIVE TACKLE

6-2 320

TEXAS

3RD NFL SEASON

3RD SEAHAWKS SEASON

WAIVERS (BALT.) 2000

2001 GAMES/STARTS: 16/0

CAREER GAMES/STARTS: 16/0

SEPT. 5, 1977 (SWEENEY, TEXAS)

98

2001: Saw action in all 16 games at defensive tackle and special teams. Collected four total tackles on the season and forced first career fumble (recovered by Ken Lucas) versus Philadelphia (9/23).

2001 COMMUNITY HIGHLIGHTS

Part of a collection of players that supported the Seahawks Blood Drive and Marrow Donor Registration at Garfield High School in Seattle. Was a celebrity judge at Red Robin's Gourmet Burger Recipe Contest. The winning burger was available at all Red Robin establishments and \$50,000 of the proceeds were donated to the Starlight Children's Foundation.

PRO: Signed as a free agent September 5, 2000. Woodard was taken as Baltimore's second (191st overall) of two sixth-round draft picks in the 2000 NFL Draft. **2000:** Was declared inactive all 15 games after signing to the active roster September 5.

COLLEGE: Attended the University of Texas playing in 48 games with 35 starts. The four-year defensive lineman collected 189 tackles (112 solo), 40 tackles for loss and 12 sacks in his career as a Longhorn. Started 14 games as a senior and posted 47 tackles (29 solo), 14 tackles for loss, four sacks, caused three fumbles and

had one fumble recovery. Shared the Longhorns' Outstanding Defensive Lineman Award his junior year after leading the team in tackles for loss with 19 and batting down 10 passes. Ranked third on the team with six sacks, all coming in the last three games along with 12 tackles for loss. Played his best game versus Texas A&M with a season-high nine tackles and career-high four sacks. Started a string of 35 consecutive starts beginning with the third game of his sophomore season. Posted a career-high 11 tackles versus Texas Tech. Played in nine games as a true freshman at defensive end. Started the season-opener versus Missouri and totaled 18 tackles on the season.

PERSONAL: Earned first-team 3A All-State honors as offensive and defensive tackle at Sweeney (Texas) High School as a senior recording 126 tackles, 16 tackles for loss, five sacks, batting down six passes, causing three fumbles and recovering two fumbles. Led Sweeney to a 12-2 record his senior year, a 10-0-1 record his junior year and an 11-1 record as a sophomore. Woodard's two cousins played in the NFL, wide receiver Elmo Wright (Kansas City, 1971-74) and linebacker Tracy Simien (Kansas City, 1991-93). Cedric Darnell Woodard has one son, Cedric Woodard II (2/9/00).

WOODARD'S NFL RECORD

Club	G/S	Tackles			Sacks		Interceptions				PD	FF	FR	
		Tkl	So	Ast	QB	Yds	No Yds	Avg	LG	TD				
2000 Seattle	0/0	0	0	0	0.0	0.0	0	0	0.0	0	0	0	0	0
2001 Seattle	16/0	3	2	1	0.0	0.0	0	0	0.0	0	0	0	1	0
NFL TOTALS	16/0	3	2	1	0.0	0.0	0	0	0.0	0	0	0	1	0

2002


DRAFT CHOICES

OVER

<u>RD</u>	<u>#</u>	<u>ALL</u>	<u>POS</u>	<u>PLAYER</u>	<u>COLLEGE</u>
1	20	20			
				(to Green Bay for picks #28 and #60)	
1	28	28	TE	JERRAMY STEVENS	WASHINGTON
				(from Green Bay)	
2	22	54	RB	MAURICE MORRIS	OREGON
2	28	60	DE	ANTON PALEPOI	UNLV
				(from Green Bay)	
3	20	85	CB	KRIS RICHARD	USC
4	22	120	FS	TERREAL BIERRIA	GEORGIA
5	11	146	DE	ROBERT BERNARD	TEXAS A&M
				(from Indianapolis)	
1	21	156			
				(to Green Bay for picks #28 and #60)	
5	34	169	TE	RYAN HANNAM	NORTHERN IOWA
				(Compensatory)	
5	36	171	T	MATT HILL	BOISE STATE
				(Compensatory)	
6	22	194	P	CRAIG JARRETT	MICHIGAN STATE
7	21	232	QB	JEFF KELLY	SOUTHERN MISSISSIPPI

ROOKIES

Jerramy STEVENS



TIGHT END

6-6 265

WASHINGTON

ROOKIE NFL SEASON

1ST SEAHAWKS SEASON

1ST ROUND 2002

NOV. 13, 1979 (OLYMPIA, WASH.)

86

PRO: Local product chosen with the 28th overall pick in the first-round of the 2002 NFL Draft, becoming the highest tight end ever selected by the club and 13th in its 26-year history.

COLLEGE: Entered the draft as a redshirt junior and left the University of Washington ranking third in catches among tight ends (74) and fourth among tight ends in receiving yards (953). Only Rod Jones and Mark Bruener had more career receptions. Started 22 of the 27 games he appeared in and was a semifinalist for the 2000 John Mackey Award, given to the nation's top tight end. Follows in the footsteps of former Husky tight ends in to the NFL; Aaron Pierce, Eric Bjornson, Mark Bruener, Ernie Conwell, Cam Cleeland and Jeremy Brigham.

RS JUNIOR: Entered campaign as a preseason All-American and John Mackey Award favorite, given to the nation's top tight end. Season cut short due to a broken left foot suffered vs. Idaho (9/22/01).

Played in five games, starting vs. Idaho and in the season finale at Miami, and recorded ten receptions for 88 yards. Tallied a career-high, and set a school bowl game record, with nine receptions for 109 yards vs. Texas in the 2001 Holiday Bowl with one score.

RS SOPHOMORE: Recorded the best tight end output in Husky history setting a school record with 43 catches for 600 yards with three touchdowns while starting all 11 games. Named All-Amer-

ican second-team by Gannett News Service, College Football News and Football News. All-Pac-10 Conference second-team selection by coaches and media while Football News named him first-team All-Pac-10. Co-winner of KOMO 1000's Most Outstanding Offensive Player award. Eclipsed the 100-yard mark for the first time with 102 yards on seven receptions at Colorado. Holds the school record with eight catches, good for 93 yards vs. Arizona and caught five passes for 51 yards in the team's 2001 Rose Bowl win over Purdue.

RS FRESHMAN: Played in all 11 games, starting nine, while hauling in 21 passes for 265 yards and four scores. His 21 receptions were the most ever by a freshman tight end. Earned Freshman All-American second-team honors by The Sporting News and an All-Pac-10 Freshman team choice by the Seattle P-I.

TRUE FRESHMAN: Redshirted the year and spent the first part of the season as scout squad quarterback before converting to tight end.

PERSONAL: Top quarterback prospect out of Olympia's River Ridge High where he passed for 1,497 yards and 15 touchdowns as a senior, including 17 catches for 242 yards and three scores. Also played basketball and ran track. Parents are Fran and Bob. Has one brother and two sisters. Sister, Jameka, played volleyball at the University of Hawaii. Earned a degree in American Ethnic Studies.



Maurice MORRIS



RUNNING BACK

5-11 202

OREGON

ROOKIE NFL SEASON

1ST SEAHAWKS SEASON

2ND ROUND (A) 2002

DECEMBER 1, 1979 (CHESTER, S.C.)

20



PRO: Selected with the first of two second-round picks (54th overall) becoming the 36th running back selected in Seattle history.

COLLEGE: Spent two years at Oregon after transferring from Fresno City College where he was a two-time JC Grid-Wire All-American. Set national JC records of 4,487 all-purpose yards and 3,708 yards rushing on 593 carries. Set Fresno City records with 26 scores in 1998, career rush touchdowns (45) and total (49). Held below 100 yards only once in his JC career (92 vs. Siskiyou). Holds Oregon's school record for most carries in one season (286 in 2000) and became the school's first two-time 1,000-yard rusher. Finished his Ducks career with 2,237 yards on 466 carries with 17 touchdowns and 307 yards and three scores on 35 receptions.

His 2,237 rush yards are fifth in school history. **SENIOR:** Second-team All-Pac-10 Conference selection after rushing for 1,049 on 180 carries with nine touchdowns while splitting time at running back. Also caught 12 passes for 99 yards with one touchdown while averaging 104.4 all-purpose yards per game. Appeared in all 11 games, starting 10, in becoming the first Ducks running back with back-to-back 1,000-yard seasons. Broke the 100-yard mark

five times during the season. Ran for a career-high 175 yards at Utah State and finished career with 89 yards on 11 rushes, including a 49-yard touchdown run vs. Colorado in the 2002 Fiesta Bowl. **JUNIOR:** Rushed for 1,188 yards with eight scores on a school-record 286 carries in his first season with the Ducks. Named second-team All-Pac-10 after becoming the school's sixth 1,000 yard rusher. Also caught 23 passes for 208 yards with two touchdowns. Averaged 116.3 all-purpose yards per game. Broke the 100-yard mark four times. In his Ducks debut, ran for 166 yards on 20 carries with a 66-yard scoring run. Carried 26 times for 82 yards and caught five passes for 104 yards, including a 55-yard score in Oregon's win over Texas in the 2000 Holiday Bowl.

SOPHOMORE: At Fresno City College, rushed for 1,623 and 19 touchdowns and ranked fourth in the country with an average of 162.3 yards per game, leading the Rams to a 9-2 record. **FRESHMAN:** Led the state with 2,416 all-purpose yards and finished second with 2,085 rush yards. Rushed for a record 334 yards on 49 carries vs. Reedley.

PERSONAL: Rushed for over 1,600 yards and 25 touchdowns as a senior at Chester High. Has six brothers and eight sisters of Diane and Bernard Morris. Born in Chester, S.C.



ROOKIES

Anton PALEPOI



DEFENSIVE END

6-3 283

UNLV

ROOKIE NFL SEASON

1ST SEAHAWKS SEASON

2ND ROUND (B) 2002

JAN. 19, 1978 (SALT LAKE CITY, UTAH)


91

PRO: Selected with the second of two second-round picks (60th overall) and is the first defensive end selected since Holmgren's inaugural draft as general manager in 1999.

COLLEGE: Started college career at Dixie Junior College (St. George, Ut.) and named Western States Football Leagues Most Valuable Player in 1999 before signing with UNLV upon graduation. Played in 17 games at UNLV and recorded 56 tackles (38 solos) with 12.5 sacks for 72 yards and


19 stops for losses of 87 yards and caused three fumbles. **SENIOR:** Appeared in six games, started five, finished with 18 tackles (13 solo) and led the team with 4.5 sacks for 33 yards and had seven stops for losses of 35 yards. **JUNIOR:** Elected All-Mountain West Conference first-team and played in every game, started ten, at left defensive end. Recorded 38 tackles (25 solo) and led the Rebels (2nd in conference) with eight sacks and 12 stops. Registered five tackles and four sacks vs. Wyoming. Only Mark Byers (5 vs. Utah State, 1994) and Daryl Knox (7 vs. New Mexico State, 1985) had more sacks in a game for the Rebels. **SOPHOMORE:** Had 16.5 sacks and one fumble recovery and led Dixie College to the junior college national championship game. Was elected as a Max Emfinger Junior College Super 124 Blue-Chips and was one of two first team JC All-American defensive lineman to sign with UNLV. **FRESHMAN:** Named PrepStar Juco Super 24 national squad.

PERSONAL: Earned first-team All-state honors as a strong safety at Hunter High (Salt Lake City, Ut.). Parents are Tony and Tutaga Palepoi. Resides in Salt Lake City, Utah.



ROOKIES

Kris RICHARD



CORNERBACK

5-11 190

USC

ROOKIE NFL SEASON

1ST SEAHAWKS SEASON

3RD ROUND 2002

OCTOBER 28, 1978 (CARSON, CALIF.)

42

PRO: Selected with the 20th pick in the third round (85th overall) for the Seahawks in the 2002 draft. His selection marks the fourth consecutive year the Seahawks have selected a cornerback in the draft, 19th in Seahawks history.

COLLEGE: Three-year starter who finished his college career with 125 tackles with four stops behind the line of scrimmage and 20 pass deflections. Had eight interceptions, three that were returned for touchdowns.

SENIOR: Earned All-Pac-10 Conference honorable mention. Started every game and recorded a career-high 48 tackles (31 solo), two sacks, two interceptions and six passes defended. Returned a blocked field goal 65 yards for a touchdown versus Stanford.

Recorded five tackles and a sack, deflected a pass and returned an interception 58 yards for a touchdown versus

Arizona. **JUNIOR:** Played in every game, started eight, and recorded 19 tackles (17 solo) with five passes defended. Returned 13 punts for 98 yards (7.5 avg.). Registered a season-high six tackles and two passes defended versus

Arizona State. **SOPHOMORE:** Started every game at right cornerback and registered 44 tackles (38 solo) with two forced fumbles and

a fumble recovery. Had nine passes defended and led the Trojans with six interceptions for 63 yards in returns and two touchdowns, including two versus San Diego State, returning one 51 yards for a touchdown. **FRESHMAN:** Played behind All-American Daylon McCutcheon and recorded 14 tackles (8 solo), including a season high three tackles versus Washington State.

PERSONAL: Played quarterback at Serra High School (Gardena, Calif.), same high school as Seahawks assistant coach Clayton Lopez. Super Prep All-American, Prep Star All-American and Super Prep All-Farwest. As a senior, completed 92 of 171 passes (53.8%)

for 1,369 yards and ten touchdowns, plus ran for 900 yards with seven scores.

Added 69 tackles, 6 interceptions and two forced fumbles as a cornerback.

As a junior, passed for 372 yards and 6 touchdowns and rushed for

264 yards, making 42 tackles and 6 pass


defended on defense, and also returned a punt

79 yards for a touchdown. Also ran track

and was on the Serra 1996 state champoin-

ship 400-meter relay team. Served as student body presi-

dent. Nicname is "Hurricane." Resides in Carson, Calif.



ROOKIES

Terreal BIERRIA



SAFETY

6-3 211

GEORGIA

ROOKIE NFL SEASON

1ST SEAHAWKS SEASON

4TH ROUND 2002

OCTOBER 10, 1980 (SLIDELL, LA.)

45


PRO: Selected with the 22nd pick in the fourth round (120th overall) and is only the 15th safety taken in the draft in Seahawks history.

COLLEGE: Started 23 of 33 games as a Bulldog and registered 190 tackles (128 solo) with ten stops behind the line of scrimmage and recovered four fumbles. Also had four interceptions and 16 passes defended. **RS JUNIOR:** Started ten games at free safety and finished third on the team with 75 tackles (56 solo), including five stops for losses. Recovered three fumbles and caused another. Registered a season-high 15 tackles (13 solo) with a stop for a seven-yard loss versus SEC rival Auburn.

RS SOPHOMORE: Started as strong safety and ranked fifth on team with a career high 83 tackles (51 solo). Had eight passes defended and collected three interceptions. Had a season-high 13 tackles and returned an interception 75 yards for a touchdown versus Auburn. The return was the

longest by a Bulldog since Carlos Yancy's 81 yard return versus Northeast Louisiana in 1994. **RS FRESHMAN:** Played in every game, started two, at strong safety. Recorded 32 tackles (21 solo). Registered 11 tackles (seven solo) with a stop behind the line of scrimmage and caused and recovered a fumble versus Louisiana State. **TRUE FRESHMAN:** Redshirted as a freshman.

PERSONAL: Named to the USA Today All-USA second team, New Orleans Times-Picayune AAAAA All State first team, All-Metro Team and All-District Honors at Salmen High School (Slidell, La.). Voted Most Valuable Defensive Player in the district as a senior where he recorded 111 tackles, four sacks, two interceptions, two forced fumbles and two fumble recoveries in his final year. Education major. Resides in Slidell, La.



Rocky BERNARD



DEFENSIVE END

6-3 293

TEXAS A&M AGGIES

ROOKIE NFL SEASON

1ST SEAHAWKS SEASON

5TH ROUND (A) 2002

APRIL 19, 1979 (BAYTOWN, TEXAS)

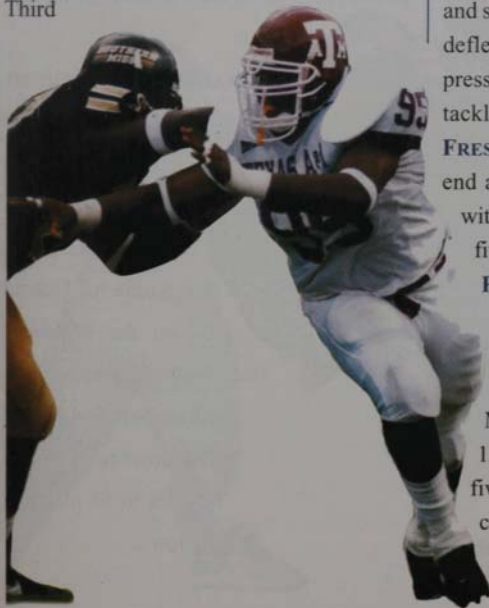
72

PRO: Selected with the 11th pick of the fifth round (146th overall) by the Seahawks in the 2002 draft. He was the second defensive end selected in the draft by the Seahawks (Anton Palepoi, 56th overall).

COLLEGE: The only member on the Aggies' defensive line to start every game in 2001. In 33 career starts, collected 170 tackles (89 solo) with 12 sacks and 33 stops for loss. **SENIOR:** Started every game at defensive end and led the lineman with 69 tackles (42 solo), the most tackles by an Aggie lineman in a season since former Seahawks player Sam Adams (78 in 1993). Third


on the team with five sacks and second with 15 stops for loss. Had seven quarterback pressures and a blocked kick. Had a season high 10 tackles (eight solo) with three stops for loss and a pressure against Colorado. Closed his career with six tackles and a pair of stops against Texas Christian in the Galleryfurniture.com Bowl. **JUNIOR:** Played in ten games, started eight. Collected 26 tackles (16 solo) with four sacks and seven stops. Had two quarterback pressures and a blocked kick. **SOPHOMORE:** Started all but one game at defensive end. Recorded 58 tackles (23 solo) with a sack and seven stops. Had one fumble recovery, deflected a pass and had one quarterback pressure. Opened the season with a six-tackle performance against Florida State. **FRESHMAN:** Played as a reserve defensive end and appeared in 11 games. Finished with 17 tackles (eight solo), two sacks and five stops.

PERSONAL: All-American selection by SuperPrep and PrepStar at Sterling High School (Baytown, Texas). Earned District 22-5A Defensive MVP honors after posting 102 tackles, 12 quarterback pressures and forced five fumbles during senior year. Agricultural economics major. Nickname "Rocky." Resides in Baytown, Texas.



ROOKIES

Ryan HANNAM



TIGHT END

6-2 248

NORTHERN IOWA

ROOKIE NFL SEASON

1ST SEAHAWKS SEASON

5TH ROUND (B) 2002

FEB. 24, 1980 (ST. ANSGAR, IOWA)


48

PRO: Selected second of three fifth-round picks (169th overall) by the Seahawks in the 2002 draft. Second tight end selected by the Seahawks in the draft and 14th in Seahawks history.

COLLEGE: Three year starter at Northern Iowa. Collected 86 catches for 957 yards (11.1 avg.) and seven touchdowns in 47 career games, 28 starts. **SENIOR:** Named All-Gateway Conference first team. Started all 14 games, finishing second on the team with a career-high 43 receptions for 404 yards (9.4 avg.). Had six receptions for 62 yards against Indiana State, and followed that performance with a season high eight catches for 46 yards against Western Kentucky. Closed his career with four catches for 22 yards against Montana in the Division I-AA Championship game. **JUNIOR:** Earned All-Gateway Conference honorable mention and All-Academic pick. Ranked as Panthers fourth leading receiver with 18 receptions for 261

yards (14.5 avg.), a long of 42 yards and a touchdown. Had a season-high three catches for 65 yards against Western Illinois. **SOPHOMORE:** Earned honorable mention academic all-conference. Played in every game, started four, and was the team's fifth leading receiver with 23 catches for 253 yards (11.0 avg.) and five touchdowns. Had a season high five catches for 80 yards against Ohio University. **FRESHMAN:** Saw limited action. Caught two passes for 39 yards and a touchdown against Winona State.

PERSONAL: Earned four letters in football, baseball and track, and three in basketball at St. Ansgar High School. Was a three-time All-District pick on the defensive line. National Honor Society Member. Son of Paul and Lowana Hannam. Resides in St. Ansgar, Iowa.



Matt HILL



TACKLE

6-6 304

BOISE STATE

ROOKIE NFL SEASON

1ST SEAHAWKS SEASON

5TH ROUND (C) 2002

NOVEMBER 10, 1978

(GRANGEVILLE, IDAHO)

74

PRO: Selected with the third pick in the fifth round (171st overall) by the Seahawks in the 2002 draft. The selection marked the seventh consecutive draft the Seahawks have taken a tackle and marks the 27th tackle the Seahawks have drafted in 27 seasons.

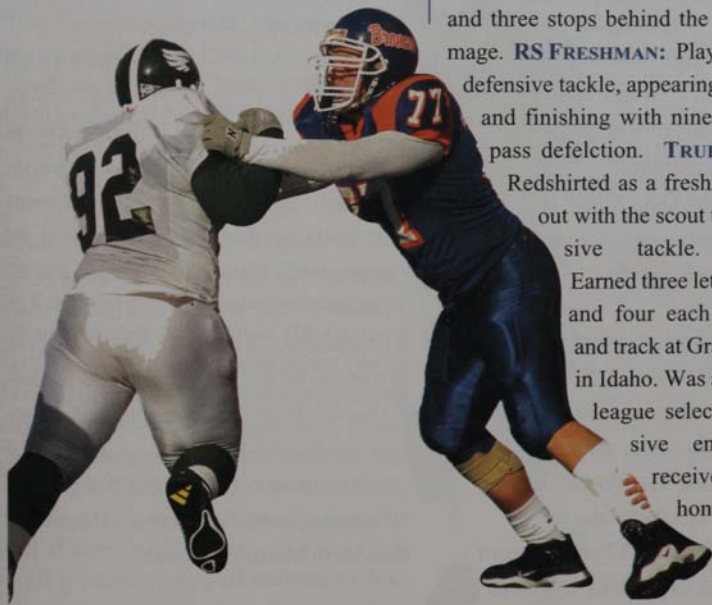
COLLEGE: Began at Boise State as a defensive tackle before being moved to the offensive line as a junior. Did not allow a sack in any games while manning the right tackle position. **RS SENIOR:** Named to the All-Western Athletic Conference first team. Started every game at right offensive tackle and registered 104 knockdown blocks while

grading 83.8 percent for blocking consistency. Helped an offense that was ranked 14th in the nation, averaging 444.4 yards per game, including 275.3 passing yards.

RS JUNIOR: Earned All-Big West Conference second-team honors while starting every game at right tackle and posted an 81.6 percent grade for blocking consistency while making 76 knockdowns. Played a major role as the offense led the nation with an average of 44.9 points scored per game.


RS SOPHOMORE: Named to the All-Big West Academic Team. Appeared in every game, starting 10 at defensive tackle and recorded 21 tackles (13 solo) with 1.5 sacks and three stops behind the line of scrimmage. **RS FRESHMAN:** Played as a reserve defensive tackle, appearing in five games and finishing with nine tackles and a pass deflection.

TRUE FRESHMAN: Redshirted as a freshman. Worked out with the scout team at defensive tackle. **PERSONAL:** Earned three letters in football and four each in basketball and track at Grangeville High in Idaho. Was a two-time all-league selection at defensive end and also received all-state honors his junior and senior seasons.



ROOKIES

Craig JARRETT



PUNTER

6-2 215

MICHIGAN STATE

ROOKIE NFL SEASON

1ST SEAHAWKS SEASON

6TH ROUND 2002

JULY 17, 1979 (MARTINSVILLE, IND.)

11

PRO: Selected as the 22nd pick in the sixth round (194th overall) by the Seahawks in the 2002 draft. This marks the first time the Seahawks have selected a punter in the draft since 1987 (Ruben Rodriguez, Arizona), and is only the third punter drafted in Seahawks history.

COLLEGE: Finished his career with 239 punts for 10,255 yards (42.9 avg.) and 63 attempts downed inside the 20-yard line. Only Ralf Mojsiejenko (279) attempted more punts in school history, and his 42.9-yard average ranks fourth on MSU's career list behind Ray Stachowicz (43.3 avg.), Mojsiejenko (43.8 avg.) and Greg Montgomery (45.2 avg.).

SENIOR: Earned All-Big Ten honorable mention and received the Outstanding Senior Special Temas Award from the MSU Downtown Coaches Club. Punted 51 times for 2,225 yards (43.6 avg.), 15 inside the 20 yard line, seven attempts blocked. Had five of six punts downed inside the 20 yard line and totaled 237 yards against Michigan. Had six punts for 232 yards


against Fresno State in the Silicon Valley Bowl. **JUNIOR:** Gained 2,528 yards on 62 attempts (40.8 avg.) with 17 punts downed inside the 20-yard line. Only 24 punts were returned for 176 yards (7.3 avg.). **SOPHOMORE:** Selected to the All-Big Ten Conference by coaches, earning second-team honors from the media. Ranked 13th in the nation with 62 punts for 2,699 yards (43.5 avg.) including 19 attempts for 50 yards or longer and 14 kicks inside the 20-yard line. Opponents only averaged six yards on 26 returns. **FRESHMAN:** Named to the third team Freshman All-American by The Sporting News,

Second All-Big Ten Conference choice by the media. Ranked second in the Big Ten and 12th in the nation with 64 punts for 2,803 yards (43.8 avg.). Had 20 attempts for 50 yards or longer and 17 downed inside the 20- yard line.

PERSONAL: Earned All-State honors as a senior by the Associated press at Martinsville High. Listed on the Indianapolis Star-News Super Team. Average 44.5 yards per punt in 1997 and hit five punts of 50 or more yards, including two 70-yarders. Resides in Martinsville, Ind.



Jeff KELLY



QUARTERBACK

6-1 212

SOUTHERN MISSISSIPPI

ROOKIE NFL SEASON


1ST SEAHAWKS SEASON

7TH ROUND 2002

SEPT. 7, 1979 (DEER PARK, ALA.)

17

PRO: Selected as the final pick of the Seahawks during the seventh round (232nd overall) of the 2002 draft. Marks the second consecutive year the Seahawks have drafted a quarterback, and is only the second player in Seahawks history to be drafted from Southern Mississippi.

COLLEGE: Three-year starter, ranks second in passing completions (198), third in attempts (341), yardage (2,381), touchdown passes (15) and total offense (2,415) on the USM season record chart. Ranks second in passing yardage (7,095), pass completions (571), attempts (975), total offensive yardage (7,114) 

and third in touchdown passes (51) on the USM career record chart. **SENIOR:** Started all 11 games. Only player in school history to surpass the 2,000 yard mark three straight years.

Completed 214 of 362 passes for 2,613 yards with 15 touchdowns and 11 picks. Completed 11 of 23 passes for 159 yards and threw three touchdowns against TCU in the GMAC Mobile Alabama Bowl, including the game-winning touchdown pass with :08 seconds left in the game. **RS JUNIOR:**

Started all 11 games and completed 198 of 341 passes for 2,381 yards for a second consecutive 2,000-yard passing season. Threw 15 touchdowns and 10 interceptions and had seven 200-yard passing performances, including four straight. Ranked fifth in the total offense, fourth in pass efficiency and fourth in passing yards in Conference USA.

Nationally ranked 22nd in passing yards, 39th in total offense. **RS SOPHOMORE:** Named Southern Mississippi Offensive MVP after throwing for 125 yards and running for 19 in the Liberty Bowl. Finished the regular season with a 143.66 passing efficiency rating. Threw 21 single season touchdown passes which ranks second in school history behind Lee Roberts, surpassing Brent Favre. Led the Golden Eagles to a 6-0 record in the conference. Threw his longest touchdown pass of the season, 66 yards, against Tulane. Had five games with 200 or more passing yards. **RS FRESHMAN:**

Saw action in seven games as the Eagles' backup quarterback. Completed six of 12 passes on the season. **TRUE FRESHMAN:** Redshirted.


PERSONAL: Threw for more than 5,000 yards in his high school career, making him the fifth all-time leading passer in Alabama high school history. Threw for 2,043 yards and 19 touchdowns during his senior season at Citronelle High. All-star baseball player who hit .420 as a senior. Valedictorian of his graduating class, tied with his cousin. Married to the former Lisa Hurst and is completing a master's degree in business administration.



ROOKIES


ADDITIONAL FREE AGENT BIOS

ROBERT ARNAUD, RB, 5-11, 205, 1ST YEAR, GEORGIA (MARROW, GA.)




Allocated to NFL Europe by the Seahawks. Originally signed by the Baltimore Ravens as an undrafted rookie free agent on April 28, 2000. Waived by the Ravens on August 28 but signed to their practice squad where he spent the entire season. Signed by the Saints on February 14, 2001 and then traded to the Washington Redskins on July 20 for a future conditional pick. Released by the Redskins on August 27 and signed to the Tampa Bay Buccaneers practice squad on October 2. Released by the Buccaneers on October 31 and did not play in 2001. Had one start in 25 game as a Georgia Bulldog. Carried the ball 90 times for 330 yds. (3.7 avg.) and three touchdowns. Longest run of career was 78 yards against Kent in 1998. Came off the bench as a freshman in 1995 and carried the ball 37 times for 120 yards against Kentucky. Was injured in the first part of the 1996 season and received a medical redshirt. Moved to defense in the first part of 1997 and was a reserve. Recorded eight special teams tackles, which tied for the team lead. Returned to running back role as a backup and played in all 11 games in 1998, finishing with a 7.2 average, tops among team rushers. Won Coffee County Hustle Award as a senior (1999). Two-time state long jump champion at Morrow High School. Majored in sociology. Born October 3, 1976 in Marrow, Ga.

KEVIN CLEMENS, FB, 6-0, 271, 1ST YEAR, GRAND VALLEY STATE (KANKAKEE, ILL.)




Signed as a free agent by the Seahawks January 17, 2002. Acquired as a free agent in 2001 by the Jacksonville Jaguars, but was waived September 2001. Spent three seasons in the Arena Football League, starting his AFL career with San Jose and Grand Rapids in the 1997-98 season. Was traded to the New Jersey Red Dogs and played defensive line for two seasons, then switched to fullback and linebacker. In one year at fullback for New Jersey, played in 13 games and ranked third on the team in all-purpose yards. Also accumulated 14 tackles, 3.5 sacks, one quarterback pressure and a forced fumble. Two-year starter on the defensive line at Grand Valley State and earned first-team all-conference selection as a junior and senior. Registered 19 sacks in two seasons. Graduated in 1999 with a degree in secondary education. Born June 20, 1976.

SHOCKMAIN DAVIS, WR, 6-0, 208, 1ST YEAR, ANGELO STATE (PORT ARTHUR, TX.)




Signed with Seattle January 17, 2002. Signed by the New England Patriots as a rookie free agent in April 2000. Finished rookie season with two catches for 12 yards and five special teams tackles. Was one of only two rookie free agents to start in a game for the Patriots in 2000. Re-signed with the Patriots April 2001, but was waived August 2001. Earned two letters at Angelo State after transferring from Blinn Junior College. Voted first-team Lone Star Conference both seasons at Angelo State and led the Rams with 38 receptions for 567 yards and eight touchdowns in 1999. Also led the team with a 15.4 punt return average. Voted team Most Valuable Player at Port Arthur High School. In two years, he recorded 90 catches for 1,824 yards, and in only four games at safety, he recorded nine interceptions and 28 tackles. Has a daughter, Sidney. Born August 20, 1977.

AARON ELLING, K/P, 6-1, 207, 1ST YEAR, WYOMING (LARAMIE, WYO.)



Originally signed as an undrafted free agent April 26, 2001 by the Miami Dolphins but was waived before the season. Signed by Seattle May 7, 2002. Elling spent two years at the University of Wyoming, earning honorable mention All-Mountain West Conference honors his junior season after making 11 of 21 field goals. Bounced back to connect on 14 of 16 field goals his senior season, also earning honorable mention all-conference. Before attending Wyoming, he played soccer at George Fox College in Newberg, Ore. Born May 31, 1978 in Lander, Wyo.

SHAWN FORTE, S, 6-1, 206, 1ST YEAR, MARYLAND (POUGHKEEPSIE, N.Y.)



Signed by the Seahawks on January 17, 2002 and allocated to the Amsterdam Admirals of the NFL Europe League, but was released by Amsterdam in March. Spent a short time on the Seahawks practice squad during the 2001 season. Was originally signed as a free agent by the Miami Dolphins in April 2001, but was released before the season. In 2000, led the Terps with four interceptions and finished the season fourth on the squad in tackles (82). Recorded double digit tackles in four games and was named the Terps' defensive MVP. Redshirted as a true freshman and missed his redshirt freshman season because of a broken leg suffered in spring drills. Was moved from running back to defensive back. Majored in American Studies. All-State quarterback at Poughkeepsie High School who accumulated 1,500 yards of total offense and 22 touchdowns as a senior. Also lettered in basketball and track. Born January 20, 1977.

SHAYNE GRAHAM, K, 6-0, 197, 2ND YEAR, VIRGINIA TECH (DUBLIN, VA.)

Re-signed with Seattle May 13, 2002. Originally signed with the Seahawks April 27, 2001 but was released after training camp. Was picked up by the Buffalo Bills November 27, 2001. Played in six games, good on six of eight attempts and all seven PATs. Hit a career-long 41-yarder vs. New England (12/16) and made a career-high three field goals one week later at Atlanta. Signed as an undrafted free agent by the New Orleans Saints June 30, 2000 but was waived August 22. The all-time leading scorer in Big East history with 371 points, and is just the second player (Donovan McNabb) to be named first-team All-Big East four consecutive seasons. Made career-long 53-yarder his junior year and was three of nine from 50+ in his career. Finished four-year career connecting on 68 of 93 (73.1%) field goals. Born Michael Shayne Graham, December 9, 1977 in Radford, Va.

**REGGIE GRIMES, DE, 6-4, 302, 1ST YEAR, ALABAMA (NASHVILLE, TENN.)**

Picked up by Seattle January 17, 2002. Signed by the New England Patriots as a rookie free agent in April 2000. Was one of only four Patriots rookie free agents who participated in at least one game during the 2000 season. Played in eight games at both defensive end and on special teams. Re-signed with the Patriots in April 2001, but was released before the regular season. Four-year letterman at Alabama, collecting 74 tackles, 20 behind the line of scrimmage, and nine sacks during his career. Also had seven pass deflections and one interception, which he returned 38 yards for a touchdown versus Florida in the 1999 SEC championship game. Was originally recruited to Alabama as a running back but was moved to defensive line as a freshman. Earned all-metro MVP, all-region MVP and first team all-state honors as a fullback at Hunters Lane High School. Finished sixth in the state high school track meet in the discus. Born November 7, 1976.

**REGGIE HARGROVE, DE, 6-4, 280, 1ST YEAR, LOUISVILLE (DURHAM, N.C.)**

Allocated to the NFL Europe's Amsterdam Admirals by the Seahawks. Signed as a free agent by the Seahawks January 17, 2002. Originally signed as a free agent by Arena Football's Chicago Rush November 2, 2000. Played two games for Chicago as an offensive and defensive lineman. Released by the Rush June 5, 2001. Transferred from Georgia Military College to the University of Louisville. Earned All-American honors during his second year at GMC. Two-year starter at Louisville. Finished senior year with 40 solo tackles and two sacks. Honored as second-team All-Conference selection as a senior. Graduated with a degree in sociology. Earned All-Conference and All-Area honors while attending high school at Hillside High School. Born August 28, 1974.



FREE AGENT PRO BOWLERS

The Seahawks have had five players who were originally signed as free agents, selected to play in the annual AFC-NFC Pro Bowl.

Quarterback Dave Krieg, who signed with the Seahawks in 1980 out of Milton College, was chosen to play in the game after the 1984, 1988 and 1989 seasons.

Kicker Norm Johnson, who signed with the Seahawks in 1982 out of UCLA, was picked to play in the Pro Bowl after the 1984 season.

Defensive lineman Joe Nash, who signed with the Seahawks as a free agent in 1982 out of Boston College, started in the Pro Bowl following the 1984 season.

Linebacker Rufus Porter, who signed with Seattle in 1988 out of Southern, was selected for the Pro Bowl after the 1988 and 1989 season as a special teams performer.

Safety Eugene Robinson, who ranks as the team's all-time leading tackler with 984 career stops, originally signed with the Seahawks as a free agent out of Colgate in 1985. He was chosen to play in the game after the 1992 and 1993 seasons.

KEITH HEYWARD-JOHNSON, CB, 5-11, 185, 1ST YEAR, OREGON ST. (WOODLAND HILLS, CALIF.)

Signed by the Seahawks and allocated to NFL Europe. Selected by the Scottish Claymores in the third round of the 2002 NFL Europe Allocation Draft. Signed as a free agent with the British Columbia Lions of the Canadian Football League June 6, 2001. Released on June 30, and signed to the practice squad on July 3. Started two games at defensive back for the Lions. As a senior, Oregon State University finished 11-1, fourth in the nation. Was named a 2001 Hula Bowl All-Star. Recorded 88 tackles (66 solo), caused two fumbles and recovered two with five interceptions in four years at Oregon State. Majored in broadcast communications. Played football and basketball at Taft High School in Woodland Hills, Calif. Born February 2, 1979.



DAMON HODGE, WR, 6-1, 208, 1ST YEAR, ALABAMA STATE (THOMASTON, ALA.)

Picked up by Seattle January 17, 2002. Signed with the Cowboys in April 2000 as a rookie free agent. Recorded five receptions for 58 yards in five pre-season games, but was released before the regular season. Signed to the Cowboys practice squad and was moved to the active roster in October. Collected four receptions for 60 yards and a special teams tackle. Re-signed with the Cowboys in March 2001, but was released in September. Earned Black College All-American honors at Alabama State for recording a school record 83 receptions for 1,023 yards as a junior. Finished career as the school's career-reception leader with 176 catches. Gained 2,280 career receiving yards, second in school history, and 134 career points, 21 touchdowns and four two-point conversions, sixth on the Hornets' all-time scoring list. Earned Bluechip All-American honors after playing only one year of high school football at A.L. Johnson High School. Has one son, Damon, Jr.



D.D. LEWIS, LB, 6-1, 241, ROOKIE, TEXAS (HOUSTON, TEXAS)

Signed by the Seahawks as an undrafted free agent April 30, 2002. Started all 51 games of his career, a UT record. Recorded 314 tackles with 17 sacks and 40 stops behind the line of scrimmage. Holds the school's all-time record with ten fumble recoveries. Shared UT's Most Valuable Player, Most Valuable Defensive Player and Outstanding Linebacker (third straight year) as a senior. Ranked third on team with 81 tackles (47 solo) and second with 5.5 sacks for minus 50 yards, both career highs. Tied for team lead with 78 tackles (45 solo) and led the squad with a school-record-tying five fumble recoveries. Had 4.5 sacks for minus 43 yards and 15 stops for minus 60 yards. Recorded 78 tackles (44 solo) as a sophomore with five sacks for minus 44 yards and 13 stops for minus 55 yards. Third on team with 77 tackles (44 solo) as a redshirt freshman and three sacks. Married to the former Nicole Resse and has a son, Zion Joshua. Training to become an ordained minister. Was a college teammate of defensive tackle Cedric Woodard (1997-99). Born January 8, 1979 in Bermahaven, Germany.



RAMOS McDONALD, CB, 6-0, 196, 4TH YEAR, NEW MEXICO (DALLAS, TX.)

Signed with Seattle April 11, 2002. Drafted out of New Mexico by the Minnesota Vikings in the third round (80th overall) of the 1998 draft. In rookie season, collected 11 stops (six solo) in 15 games. Began the 1999 season with the Vikings and started the first five games, recording 19 tackles and two passes defended before being released October 25. Signed the following day with the San Francisco 49ers and started seven games, more than any other cornerback for the 49ers. Recorded 32 tackles (29 solo), one interception and four passes defended. Signed with the New York Giants in September of 2000 and saw action in three games and finished the season with one solo tackle and one special teams tackle. Was signed by the Oakland Raiders in April 2001, but was released in June 2001. Started two seasons at New Mexico and was all-WAC as a senior. Registered 33 tackles (21 solos), six passes defended and five interceptions as a senior. Attended Navarro Junior College for two years and earned All-Conference honors. Attended Liberty Eylau and played running back and cornerback. Also lettered in track. Born April 30, 1976 in Dallas, Texas.



NAKOA McELRATH, WR, 6-2, 195, ROOKIE, WASHINGTON STATE (LA JOLLA, CALIF.)

Claimed off of waivers from the Jacksonville Jaguars May 13, 2002. Played for two years at Washington State, starting 12 of 23 career games. Set two Wazzu records with 72 receptions and 1,163 receiving yards his senior year with nine touchdowns, while garnering second-team All-Pac-10 honors. Produced five 100-yard games with a career-high 210-yard and school-record tying three touchdown day at Boise State. Played in all 11 games as a junior and caught 14 passes for 303 yards with a team-high tying five touchdowns. Spent two years at Palomar (Calif.) College in San Marcos, Calif. Led the Mission Conference with 56 catches for 1,128 yards and 12 scores his sophomore season. Was named Offensive Co-MVP of the conference, was a second-team Junior College Gridiron All-American and a first-team all-conference southern division selection.



KEITH MILLER, LB, 6-1, 245, 2ND YEAR, CALIFORNIA (SAN DIEGO, CALIF.)

Signed with Seattle as a free agent January 17, 2002. Signed by the Tennessee Titans July 2001 after being released by the St. Louis Rams, but was released before the regular season. Signed as a rookie free agent in 2000 by the St. Louis Rams. Played in all 16 games as a rookie, mainly on special teams, collecting two tackles and 15 special teams tackles. Started in 10 games for California as a senior, finishing second on the team with 62 tackles (39 solo). Named to the All-Pac 10 conference second team by SportsPage.com. Transferred to California after earning All-Mission League and All-State Region IV first-team honors as a sophomore at Palomar (Calif.) Junior College. Lettered in football, basketball and volleyball at Mt. Carmel High in San Diego, Calif. Recorded 118 tackles (72 solo) with five fumble recoveries, eight forced fumbles and three blocked kicks is senior year.



COREY NELSON, WR, 6-1, 193, 1ST YEAR, BOISE STATE (ROHNERT PARK, CALIF.)

Allocated to the Scottish Claymores by the Seahawks. Originally signed with the Seahawks in 2001, but was injured during the 2001 preseason and was released. Re-signed on January 17, 2002. Saw action with the NFL's Las Vegas Outlaws, catching nine passes for 80 yards and one touchdown. Was a three-year player at Boise State after transferring from Santa Rosa Junior College. Capped his career with 47 receptions for 819 yards and three scores. As a senior, was second leading receiver with 34 catches for 511 yards and one touchdown. Led the team as a junior with 23.7 yards per catch. In 1999, was the first Boise State athlete to be named a two-time All-American in track at the Big West Championships. Was named first-team all conference in his only season at Santa Rosa Junior College. Born October 9, 1977 in Baton Rouge, La.



RYAN NEUFELD, TE, 6-4, 254, 3RD YEAR, UCLA (MORGAN HILL, CALIF.)

Signed by the Seahawks January 23, 2002. Originally signed to the Jacksonville Jaguars' practice squad on September 12, 2000 and activated to team's roster on October 12. Spent nine games on the Jaguars roster, seeing special team action in three, collecting one tackle. Spent the 2000 preseason with the Cowboys before being waived August 27. Signed to the Miami Dolphins' practice squad three days later and was waived on September 5. Signed as a free agent by the Rhein Fire in the spring of 2000. Had eight receptions for 75 yards and one touchdown, as team won World Bowl title. Originally signed as an undrafted rookie with the Dallas Cowboys April 30, 1999, but was released and then signed to the practice squad. Re-signed with the Cowboys October 28, 1999 and played in six regular season games and one postseason game. Made six special teams tackles and a nine-yard kickoff return against Minnesota in the playoffs. Started college career at linebacker as a redshirt freshman and sophomore. Moved to tight end his last two years and totaled 18 receptions for 201 yards and two touchdowns. Recorded 39 tackles and two sacks on defense. Graduated with a degree in history. Born November 22, 1975.



JOHN NIKLOS, FB, 6-3, 233, ROOKIE, WESTERN ILLINOIS (WORTHINGTON, OHIO)

Signed as an undrafted rookie free agent by the Seahawks April 29, 2002. Played in ten games at tight end and collected 44 receptions for 589 yards (13.4 avg.) and one touchdown as a senior. Selected to the All-Gateway first-team as a junior. Finished third on the team with 15 receptions and fifth on the team with 173 receiving yards. Tied for second in touchdown receptions with three. Led the team with a 22.5 yard-per-reception average as a sophomore, which was among the best for tight ends in the nation and was the best average among all Gateway starters. Finished third on the team with 21 receptions and second on the team with 473 receiving yards. Transferred from Ohio State. Majored in communications. Born June 19, 1979.



TUPE PEKO, C/G, 6-4, 300, 1ST YEAR, MICHIGAN STATE (WHITTIER, CALIF.)

Allocated to NFL Europe League by the Seahawks. Signed to the Seahawks practice squad October 16, 2001. Originally drafted by the New York Jets in the 7th Round (217th overall) of the 2001 draft. Released by the Jets before the 2001 season. Began his college career at Michigan State as a tight end before switching to the offensive line. All-Big Ten Conference second team choice by The NFL Draft Report. As a senior at MSU, started 10 games at left tackle while registering 108 knockdowns for an offense that generated 4,035 yards. Had best game against Purdue registering 27 knockdowns as the Spartans gained 292 yards rushing. Started 11 games at left tackle, posting 81 knockdowns and graded 81.6% for blocking consistency for an offense that generated 4,418 yards. All-California and All-Mission Conference honors while playing tackle at Cerritos Junior College. Redshirted as a sophomore. Played tight end as a freshman, catching six passes for 106 yards and one touchdown. Majored in Parks, Recreation and Tourism. Lettered in football at LaSerna High School. Born September 19, 1978.



JON PENDERGRASS, WR, 6-1, 205, ROOKIE, SOUTHERN ILLINOIS (SPRINGFIELD, ILL.)

Signed by the Seahawks as an undrafted free agent April 29, 2002. As a senior, started nine games at safety and ranked sixth on the team with 43 tackles. Had one sack, two tackles for loss, four passes defended and a blocked punt. Missed two games due to injury. Transferred to SIU his senior year from Northern Illinois. As a junior at NIU, played free safety in seven games and recorded 15 tackles (11 solo), one forced fumble, a pass defended and a blocked punt. Recorded 46 tackles (31 solo), ninth best on the team as a sophomore. Majored in economics. Born October 7, 1978.

**MERCEDA PERRY, LB, 6-5, 246, ROOKIE, NORTH CAROLINA (ASHEBORO, N.C.)**

Claimed off of waivers from the Jaguars May 13, 2002. Played for five years at the University of North Carolina, with a medical redshirt 2000 season due to a fractured right ankle. Tallied 186 tackles (104 solo), nine tackles for loss and one sack during his career. Had 39 stops his senior season and started all 12 games. Started the first two games and had five tackles before being sidelined with the ankle injury. Recorded a career-high 83 tackles and his lone college sack his junior season, playing in 10 games and starting seven. Posted four double-digit tackle performances, including a career-high 16 tackles vs. Virginia. Saw time as a reserve linebacker his first two seasons, collecting 59 tackles during that span. Two-time all-conference selection and county player of the year his senior season at Asheboro High. Rushed for 1,500 yards and 11 scores as a fullback, and had 161 tackles during that year. Made 487 career tackles. Averaged 11.5 points and nine boards as a center playing basketball. Conference, county and regional champ in the discus. Born July 2, 1979.

**ROD PHILLIPS, RB, 5-11, 222, 1ST YEAR, SOUTHERN METHODIST (GALVESTON, TX.)**

Re-signed by the Seahawks January 17, 2002. Signed to the Seahawks practice squad on September 3, 2001 where he spent the entire season. Signed by the Seahawks as an undrafted free agent April 27, 2000, but was released August 23, 2000. Re-signed with the club December 28, 2000, and allocated to the Berlin Thunder of the NFL Europe League. Rushed 150 times for 560 yards with three touchdowns and had 16 receptions for 114 yards during his senior season. Also returned 10 kickoffs for 238 yards (23.8 avg.). Started all 12 games and was named first-team All-WAC Mountain Division. Rushed for 1,115 yards and ranks as the 10th highest single season total in school history. One of his finest games came against Mississippi when he rushed for 119 yards on 22 carries. Was awarded the Mustang Club Award (MVP). Played in eight games as a sophomore, including a start against Wyoming, which saw him carry the ball 28 times for 122 yards. Had a team-high 10 kickoff returns for 207 yards. Averaged an SMU record 28.1 yards per kickoff return (22/618) as a freshman, including a 90-yard touchdown return versus Baylor. Average placed him second in the WAC and sixth nationally. Was awarded the Jim Bradley award given annually to the freshman who consistently contributes to the team. Holds the Texas private school record of 5,876 rushing yards after a stellar career at O'Connell High School in Galveston. Scored 76 touchdowns over his career. Majored in economics. Born November 17, 1977 in Galveston, Texas.

**JOSH RAWLINGS, G, 6-4, 315, 1ST YEAR, MINNESOTA (FT. GRATIOT, MICH.)**

Signed by the Seahawks January 17, 2002. Signed to the New York practice squad September 26, 2001, but was released October 4. Signed to the Patriots active roster from the Kansas City Chiefs practice squad November 15, 2000. Allocated to the Frankfurt Galaxy of NFL Europe February 12, 2001 and started on its offensive line. Originally signed by the Kansas City Chiefs as a rookie free agent. Claimed off waivers by the New England Patriots from the Kansas City Chiefs. Released by the Patriots and then signed again to the Chiefs practice squad. Three-year letter-winner for Minnesota who made the move to offensive guard from defensive tackle before senior season. Played in 37 career games for the Golden Gophers, posting 27 tackles (nine solo) and a fumble recovery in three seasons before starting 11 games at offensive tackle as a senior. Earned a degree in kinesiology and is working on a masters of education degree in kinesiology. Born April 11, 1977.

**RON SMITH, DT, 6-3, 308, ROOKIE, LANE COLLEGE (ST. LOUIS, MO.)**

Signed with Seattle as a free agent January 17, 2002. Spent two years at Lane College (Jackson, Tenn.) after transferring from Baylor University after the 1998 season, where he collected 14 tackles as a sophomore. Played in the Cactus Bowl all-star game for Division II players after the 2000 season. Seattle is his first stop in the National Football League.



NIGEL THARPE, DT, 6-4, 291, 1ST YEAR, IOWA STATE (DETROIT, MICH.)

Re-signed by the Seahawks January 17, 2002 and allocated to the Frankfurt Galaxy of NFL Europe.



Was signed to Seattle's practice squad December 12, 2001. Originally was signed as a free agent by the Pittsburgh Steelers, but was released during training camp. Finished his career with 108 tackles and three sacks in 42 games at Iowa State. Recorded 35 tackles (20 solo) and two tackles for a loss as a senior. Started seven games at nose guard in 1999 and finished the season with 33 tackles (12 solo) including three tackles for loss and one sack. Played in 10 games and started one as a sophomore and finished the season with 20 tackles (13 solo) and one sack. Redshirted in 1996. Majored

in art design. Born March 24, 1978.

RYAN VAN DYKE, QB, 6-5, 226, ROOKIE, MICHIGAN STATE (MARSHALL, MICH.)

Signed by the Seahawks as an undrafted free agent April 30, 2002. Spent four years at Michigan



State, starting five of 23 career games. Completed 161 of 288 passes (55.9%) for 2,111 yards with 14 touchdowns and 14 interceptions and a long of 84. Completed 37 of 67 passes for 569 yards and four touchdowns with one interception as a senior. In 2000, appeared in seven games compiling a 2-3 record in five starts, including the best game of his career versus Michigan, setting personal bests for attempts (37), completions (26) and passing yards (292). Saw action in four games

as a sophomore and appeared in seven games as a true freshman completing 33 of 63 passes for 353 yards, two touchdowns and four interceptions. First team All-State quarterback at Marshall High School. Completed 118 of 182 passes for 1,996 yards and 25 touchdowns as a senior and led the school to a 12-1 record and a second-place finish in the state playoffs. Majored in communications. Was a college teammate of Seahawks sixth-round draft choice, punter Craig Jarrett (1998-2001). Born February 13, 1980.

DAMION WRIGHT, G, 6-3, 323, ROOKIE, WEBER STATE (AURORA, COLO.)

Signed with the Seahawks May 10, 2002 as an undrafted free agent. Was a three-year starter at



left tackle for Weber State and was a first-team Big Sky all-conference pick his senior year, helping the Wildcats to over 440 yards of total offense per game. Earned his starting job sophomore year and did not miss a game, starting 33 consecutive. Attended Overland High in Denver, where he lettered in football and wrestling. Was a communications/public relations major at Weber State.



More than 50 players stayed in Kirkland last off season to workout with the Seahawks conditioning staff.

2002 DRAFT CLASS



DRAFT SUMMARIES



Seattle's 2002 #1 draft pick Jerramy Stevens celebrates with his family on draft day.

1976 VETERAN ALLOCATION

Player,	Pos.	Former Team	Player,	Pos.	Former Team
Wayne Baker	DT	San Francisco	Gordon Jolley	T	Detroit
Carl Barisich	DT	Cleveland	Gary Keithley	QB	St. Louis
Nick Bebout	T	Atlanta	Art Kuehn	C	Washington
Lyle Blackwood	DB	Cincinnati	Kerry Marbury	RB	New England
Ed Bradley	LB	Pittsburgh	Al Matthews	DB	Green Bay
Dave Brown	DB	Pittsburgh	Sam McCullum	WR	Minnesota
Don Clune	WR	N.Y. Giants	John McMakin	TE	Detroit
Rondy Colbert	DB	N.Y. Giants	Eddie McMillan	DB	L.A. Rams
Dwayne Crump	DB	St. Louis	Bill Olds	RB	Baltimore
Mike Curtis	LB	Baltimore	Jesse O'Neal	DE	Houston
Jerry Davis	DB	N.Y. Jets	Joe Owens	DE	New Orleans
John Demarie	G	Cleveland	Bob Penchion	G	San Francisco
Norm Evans	T	Miami	Bob Picard	WR	Philadelphia
Ken Geddes	LB	L.A. Rams	Rocky Rasley	G	Kansas City
Gary Hayman	RB	Buffalo	Steve Taylor	DB	Denver
Fred Hoaglin	C	Houston	Dave Tipton	DE	San Diego
Neil Graff	QB	New England	Charles Waddell	TE	San Diego
Don Hansen	LB	Atlanta	Larry Woods	DT	N.Y. Jets
Ron Howard	TE	Dallas	Rolly Woolsey	DB	Dallas
Ken Hutcherson	LB	Green Bay			

1976 COLLEGE DRAFT

Rd.	Player,	Pos.	College	Rd.	Player,	Pos.	College
1.	Steve Niehaus	DT	Notre Dame	6.	Alvis Darby	TE	Florida
2a.	Sammy Green	LB	Florida	7.	Dick Dixon	DT	Arkansas St.
2b.	Sherman Smith	WR	Miami, OH	8.	Larry Shipp	WR	Louisiana St.
2c.	Steve Raible	WR	Georgia Tech	9.	Bob Bos	T	Iowa St.
3a.	Jeff Lloyd	DE	West Texas St.	10.	Randy Coffield	LB	Florida St.
3b.	Rick Engles	P	Tulsa	11.	Keith Muehr	P	SW La.
3c.	Don Bitterlich	K	Temple	12.	Ron Barnett	WR	Texas, Arlington
4a.	Steve Myer	QB	New Mexico	13.	Andy Reid	RB	Georgia
4b.	Randy Johnson	G	Georgia	14.	Jarvis Blinks	DB	Northwestern St.
4c.	Andrew Bolton	RB	Fisk	15.	Dan Smith	T	Washington St.
5a.	Don Dufek	DB	Michigan	16.	Jeff Urczyk	G	Georgia Tech
5b.	Ernie Jones	DB	Miami	17.	Chris Rowland	QB	Washington
5c.	Larry Bates	FB	Miami				

1977 COLLEGE DRAFT

Rd.	Player,	Pos.	College	Rd.	Player,	Pos.	College
1a.	(choice traded to Dallas)			4a.	John Yarno	C	Idaho
1b.	Steve August	G	Tulsa	4b.	Larry Seivers,	WR	Tennessee
	(choice from Dallas Cowboys)				(choice from Minnesota Vikings for Ahmad Rashad, WR)		
2a.	Tom Lynch	T	Boston College	5.	(choice traded to Detroit for Bill Munson, QB)		
	(choice from Dallas Cowboys)			6	Tony Benjamin	FB	Duke
2b.	(choice traded to Los Angeles Rams for draft choice and Geoff Reece, C)			7.	David Sims	RB-FB	Georgia Tech
2c.	Terry Beeson	LB	Kansas	8.	(choice traded to Houston Oilers for Steve Largent, WR)		
	(choice from Dallas Cowboys)			9.	George Adzick	S	Minnesota
2d.	Peter Cronan	LB	Boston College	10.	Sam Adkins	QB	Wichita State
	(choice from Los Angeles Rams)			11.	Bill Westbeld	T	Dayton
2e.	(choice traded to Dallas Cowboys for Duke Ferguson, WR) (choice from Dallas Cowboys)			12.	I.V. Wilson	DT	Tulsa
3.	Dennis Boyd	DE	Oregon State				

1978 COLLEGE DRAFT

Rd.	Player,	Pos.	College	Rd.	Player,	Pos.	College
1.	Keith Simpson	DB	Memphis State	9.	Rich Grimmett	T	Illinois
2.	Keith Butler	LB	Memphis State	10.	Rob Stewart	WR	Lafayette
3.	Bob Jury	DB	Pittsburgh	11a.	(choice traded to New Orleans Saints for Andy Dorris, DE)		
4.	Al Hunter	RB	Notre Dame	11b.	George Halas	LB	Miami
	(choice exercised in 1977 supplemental draft)				(choice from Miami Dolphins for Carl Barisich, DE)		
5.	Louis Bullard	T	Jackson State	12.	Jeff Bergeron	RB	Lamar
6.	Glenn Starks	WR	Texas A & I				
7.	John Harris	DB	Arizona State				
8.	(choice traded to Minnesota Vikings for Autry Beamon, S and Amos Martin, LB)						

1979 COLLEGE DRAFT

Rd.	Player,	Pos.	College	Rd.	Player,	Pos.	College
1.	Manu Tuiasosopo	DT	UCLA	6.	(choice traded to Dallas Cowboys for Bill Gregory, DE)		
2.	Joe Norman	LB	Indiana	7a.	Larry Polowski	LB	Boise State
3a.	Michael Jackson	LB	Washington		(choice from Washington Redskins for Don Testerman, FB)		
	(choice from San Francisco 49ers for Bob Jury, S)			7b.	(choice traded to Washington in Don Testerman transaction)		
3b.	(choice traded to Dallas Cowboys for Bill Gregory, DE)			8.	(choice traded to Detroit Lions for Ernie Price, DE)		
3c.	(choice traded to San Francisco 49ers in Bob Jury trade)			9.	Ezra Tate,	RB	Mississippi State
4a.	(choice voluntarily given to Buffalo Bills for Ahmad Rashad signing) (choice acquired from Tampa Bay Buccaneers for Larry Seivers, WR)			10.	Robert Hardy	DT	Jackson State
4b.	Mark Bell	TE	Colorado State	11.	Jim Hinesly	G	Michigan State
5.	(choice traded to Dallas Cowboys for Efen Herrera, K)			12.	Jeff Moore	RB	Jackson State

1980 COLLEGE DRAFT

Rd.	Player	Pos.	College	Rd.	Player	Pos.	College
1a.	Jacob Green (choice from Buffalo Bills)	DE	Texas A & M	7.	(choice traded to N.Y. Giants for Dan Doormink, FB)		
1b.	(choice traded to Buffalo Bills)			8a.	Vic Minor (choice from Minnesota for Steve Niehaus, DT)	S	N.E. Louisiana
2.	Andre Hines (choice traded to Buffalo)	T	Stanford	8b.	Jack Cosgrove	C	Pacific
3.	Terry Dion	DE	Oregon	9.	Jim Swift	T	Iowa
4.	Joe Steele	RB	Washington	10a.	Ron Essink	T	Grand Valley State
5a.	Daniel Jacobs (choice from Washington Redskins for Don Testerman, FB)	DE	Winston-Salem St.	10b.	Billy Reaves (choice from Houston for Sammy Green, LB)	WR	Morris Brown
6.	Mark McNeal	DE	Idaho	11.	Tali Ena	RB	Washington State
				12.	Presnell Gilbert	CB	U.S. International

1981 COLLEGE DRAFT

Rd.	Player	Pos.	College	Rd.	Player	Pos.	College
1.	Kenny Easley	S	UCLA	8.	Eric Lane	RB	Brigham Young
2.	David Hughes	FB	Boise State	9a.	Jim Stone	RB	Notre Dame
3.	Bill Dugan	G	Penn State	9b.	Jim Whatley (choice from Minnesota Vikings for Nick Bebout, T)	WR	Washington State
4.	Scott Phillips	WR	Brigham Young	10.	Ken Dawson	RB	Savannah State
5.	Edwin Bailey	G	South Carolina St.	11.	Lance Olander	RB	Colorado
6.	Steve Durham	DE	Clemson	12.	Jeff Bednarek	DT	Pacific
7a.	Ron Johnson	WR	Long Beach State				
7b.	Brad Scovill (choice from Houston Oilers for Sammy Green, LB)	TE	Penn State				

1982 COLLEGE DRAFT

Rd.	Player	Pos.	College	Rd.	Player	Pos.	College
1.	Jeff Bryant	DE	Clemson	6.	Jack Campbell	T	Utah
2.	Bruce Scholtz	LB	Texas	7.	Eugene Williams	LB	Tulsa
3a.	(choice traded to New England for Horace Ivory, RB)			8.	Chester Cooper	WR	Minnesota
3b.	Pete Metzelaars (choice from Buffalo for Tom Lynch, G)	TE	Wabash	9.	David Jefferson	LB	Miami
4.	(choice traded to St. Louis Cardinals for Theotis Brown, RB)			10.	Craig Austin	LB	South Dakota
5.	(choice traded to Los Angeles Rams for Jim Jodet, FB)			11.	Sam Clancy	TE	Pittsburgh
				12.	Frank Naylor	C	Rutgers

1983 COLLEGE DRAFT

Rd.	Player	Pos.	College	Rd.	Player	Pos.	College
1a.	Curt Warner (choice from Houston Oilers)	RB	Penn State	6.	Reginald Gipson	FB	Alabama A & M
1b.	(choice traded to Houston Oilers)			7.	Sam Merriman	LB	Idaho
2.	(choice traded to Houston Oilers)			8.	Matt Hernandez	T	Purdue
3.	(choice traded to Houston Oilers)			9.	Bob Clasby	T	Notre Dame
4.	(choice traded to St. Louis Cardinals for Theotis Brown, RB)			10.	Pete Speros	G	Penn State
5.	Chris Castor	WR	Duke	11.	Bob Mayberry	G	Clemson
				12.	Don Dow	T	Washington

1984 COLLEGE DRAFT

Rd.	Player	Pos.	College	Rd.	Player	Pos.	College
1.	Terry Taylor	CB	Southern Illinois	5b.	(choice traded to Baltimore Colts for Robert Pratt, G)		
2.	Daryl Turner	WR	Michigan State	6.	John Kaiser	LB	Arizona
3.	Fredd Young	LB	New Mexico State	7.	Sam Slater	T	Weber State
4a.	Rickey Hagood	NT	South Carolina (choice from San Francisco 49ers for Manu Tuiaosopo, NT)	8.	John Puzar	C	Long Beach State
4b.	(choice traded to Baltimore Colts for Roger Carr, WR)			9.	Adam Schreiber	G	Texas
5a.	(choice traded to New York Giants for Terry Jackson, CB)			10.	Randall Morris	RB	Tennessee
	(Choice acquired from San Diego for Roger Carr, WR)			11.	Steve Gemza	T	UCLA
				12.	Theo Windham	S	Utah State

1984 SUPPLEMENTAL DRAFT

Rd.	Player	Pos.	College	Rd.	Player	Pos.	College
1.	Gordon Hudson	TE	Brigham Young	3.	Frank Seurer	QB	Kansas
2.	Alvin Powell	G	Winston-Salem St.				

1985 COLLEGE DRAFT

Rd.	Player	Pos.	College	Rd.	Player	Pos.	College
1.	(choice traded to Cincinnati Bengals for Blair Bush, C)			6.	(choice traded to New York Giants for Terry Jackson, CB)		
2.	Owen Gill	FB	Iowa	7.	Ron Mattes	T	Virginia
3.	Danny Greene	WR	Washington	8.	Judious Lewis	WR	Arkansas State
4.	Tony Davis	TE	Missouri	9.	Bob Otto	DE	Idaho State
5a.	Mark Napolitan	C	Michigan State (choice from San Diego Chargers for Roger Carr, WR)	10a.	John Conner	QB	Arizona
5b.	Arnold Brown	CB	No. Carolina Central (choice from Pittsburgh Steelers for Steve August, T)	10b.	James Bowers	S	Memphis State (choice from San Francisco 49ers for Manu Tuiaosopo, NT)
5c.	Johnnie Jones	RB	Tennessee	11.	Louis Cooper	LB	Western Carolina
				12.	(choice traded to Buffalo for Reggie McKenzie, G)		

1986 COLLEGE DRAFT

Rd.	Player	Pos.	College	Rd.	Player	Pos.	College
1.	John L. Williams	FB	Florida	7b.	Paul Miles	RB	Nebraska
2.	(choice traded to New England for Bob Cryder, T)				(choice from Cleveland Browns for the rights to Sam Clancy, DE)		
3.	Patrick Hunter	CB	Nevada-Reno	8.	Alonzo Mitz	DE	Florida
4.	(choice traded to Cincinnati Bengals for Dan Ross, TE)			9.	Michael Black	T	Sacramento State
5.	Bobby Joe Edmonds	WR	Arkansas	10.	Don Fairbanks	DE	Colorado
6.	Eddie Anderson	S	Fort Valley State	11.	David Norrie	QB	UCLA
7a.	(choice traded to Buffalo Bills for Jon Borchardt, G)			12.	John McVeigh	LB	Miami

1987 COLLEGE DRAFT


Rd.	Player	Pos.	College	Rd.	Player	Pos.	College
1.	Tony Woods	LB	Pittsburgh	7b.	Derek Tennell	TE	UCLA
2.	David Wyman	LB	Stanford	8.	Sammy Garza	QB	Texas-El Paso
3.	(choice traded to Cincinnati Bengals for Mike Wilson, T)			9.	M.L. Johnson	LB	Hawaii
4.	Mark Moore	S	Oklahoma State	10.	Louis Clark	WR	Mississippi State
5a.	Tommie Agee	FB	Auburn (choice from Detroit Lions for Shelton Robinson, LB)	11.	Daryl Oliver	RB	Miami
5b.	Ruben Rodriguez	P	Arizona	12a.	Wes Dove	DE	Syracuse (choice from Green Bay Packers for Dan Ross, TE)
6.	(choice traded to Philadelphia Eagles for Greg Naron, G)			12b.	Tony Burse	FB	Middle Tennessee St.
7a.	Roland Barbay	NT	Louisiana State (choice from Minnesota Vikings for John Harris, S)				

1988 COLLEGE DRAFT

Rd.	Player	Pos.	College	Rd.	Player	Pos.	College
1.	Brian Bosworth	LB	Oklahoma (choice exercised in 1987 supplemental draft)	7.	Ray Jackson	CB	Ohio State
2.	Brian Blades	WR	Miami	8.	Robert Tyler	TE	So. Carolina State
3.	Tommy Kane	WR	Syracuse	9.	Deatrich Wise	NT	Jackson State
4.	Kevin Harmon	RB	Iowa	10.	Derwin Jones	DE	Miami
5a.	(choice traded to Phoenix Cardinals for Kelly Stouffer, QB).			11a.	Rick McLeod	T	Washington (choice from Green Bay Packers for Dave Brown, CB)
	(choice from Dallas Cowboys for Ron Essink, T)			11b.	Dwayne Harper	CB	So. Carolina State
5b.	(choice traded to San Francisco 49ers for Jeff Kemp, QB)			12.	Dave DesRochers	T	San Diego State
6.	Roy Hart	NT	South Carolina				

1989 COLLEGE DRAFT

Rd.	Player	Pos.	College	Rd.	Player	Pos.	College
1a.	Andy Heck	T	Notre Dame (choice from Indianapolis Colts for Freddie Young, LB)	5.	(choice traded to Phoenix Cardinals for Kelly Stouffer, QB)		
1b.	(choice traded to Phoenix Cardinals for Kelly Stouffer, QB)			6.	(choice traded to Tampa Bay Buccaneers with Randy Edwards, NT for Ron Heller, T)		
2.	Joe Tofflemire	C	Arizona	7.	Mike Nettles	CB	Memphis State
3.	Elroy Harris	RB	Eastern Kentucky	8.	Marlin Williams	DE	Western Illinois
4a.	Travis McNeal	TE	Ten.-Chattanooga	9.	David Franks	G	Connecticut
4b.	James Henry	RS/CB	Southern Mississippi (choice from Philadelphia Eagles for Ron Heller, T)	10.	Derrick Fenner	RB	North Carolina
				11.	Mike Baum	DE	Northwestern
				12.	R.J. Kors	S	Long Beach State



1990 COLLEGE DRAFT

Rd.	Player	Pos.	College	Rd.	Player	Pos.	College
1a.	Cortez Kennedy	DT	Miami (choice from New England Patriots)	4.	Chris Warren	RB	Ferrum
1b.	(choice traded to New England Patriots)			5.	Eric Hayes	DT	Florida State
1c.	(choice traded to New England Patriots)			6.	Ned Bolcar	LB	Notre Dame
	(choice from Indianapolis Colts for Freddie Young, LB)			7.	Bob Kula	T	Michigan State
2a.	Terry Wooden	LB	Syracuse (choice acquired from New England Patriots)	8.	Bill Hitchcock	T	Purdue
2b.	Robert Blackmon	S	Baylor	9.	(choice traded to Dallas Cowboys for Daryl Smith, T)		
3.	(choice traded to New England Patriots)			10.	Robert Morris	DE	Valdosta State
				11.	Daryl Reed	CB	Oregon
				12.	John Gromos	QB	Vanderbilt

1991 COLLEGE DRAFT

Rd.	Player	Pos.	College	Rd.	Player	Pos.	College
1.	Dan McGwire	QB	San Diego State	6.	Michael Sinclair	DE	Eastern New Mexico
2a.	(choice traded to Los Angeles Raiders)			7.	(choice traded to Atlanta Falcons for Ronnie Lee T)		
2b.	Doug Thomas	WR	Clemson	8.	(choice traded to Los Angeles Raiders for Vann McElroy, S)		
3.	David Daniels	WR	Penn State	9.	(choice traded to Cleveland Browns for Bob Buczkowski, DE)		
4a.	(choice traded to the New England Patriots in 1990.)			10.	Erik Ringoen	LB	Hofstra
4b.	John Kasay	K	Georgia	11.	Tony Stewart	RB	Iowa
	(choice from Los Angeles Raiders)			12.	Ike Harris	T	South Carolina
5.	Harlan Davis	CB	Tennessee				

1992 COLLEGE DRAFT

Rd.	Player	Pos.	College	Rd.	Player	Pos.	College
1.	Ray Roberts	T	Virginia	8.	Muhammad Shamsid-Deen,	RB	Tennessee-Chattanooga
2.	(choice traded to the Minnesota Vikings for Keith Millard, DT)			9.	Larry Stayner	TE	Boise State
3.	Bob Spitulski	LB	Central Florida	10.	Anthony Hamlet	DE	Miami
4.	(choice traded to the New Orleans Saints for Rueben Mayes, RB)			11.	Kris Rongen	G	Washington
5.	Gary Dandridge	S	Appalachian State	12a.	Chico Fraley	LB	Washington
6.	Michael Bates	WR	Arizona	12b.	John MacNeill	DE	Michigan State
7.	Mike Frier	DE	Appalachian State		(choice from New York Jets in compensation for Ron Mattes, T)		

1993 COLLEGE DRAFT

Rd.	Player	Pos.	College	Rd.	Player	Pos.	College
1.	Rick Mirer	QB	Notre Dame	7.	Michael McCrary	DE	Wake Forest
2.	Carlton Gray	CB	UCLA	8a.	Jeff Blackshear	G	NE Louisiana
3.	(choice traded to the Minnesota Vikings for Keith Millard, DT)			8b.	Antonio Edwards	DE	Valdosta State
4.	Dean Wells	LB	Tennessee		(choice from Chicago Bears in compensation for signing restricted free agent Joe Cain, LB)		
5.	Terrence Warren	WR	Hampton				
6.	(choice traded to Green Bay Packers for Dave McCloughan, S)						

1994 COLLEGE DRAFT

Rd.	Player	Pos.	College	Rd.	Player	Pos.	College
1.	Sam Adams	DT	Texas A&M	6.	(choice traded to New England Patriots for Jon Vaughn, RB)		
2.	Kevin Mawae	C	Louisiana State	7.	Carlester Crumpler	TE	East Carolina
3.	Lamar Smith	RB	Houston				
4.	Larry Whigham	S	NE Louisiana				
5.	(choice traded to San Diego Chargers for 4th round 1995 draft choice)						

1995 COLLEGE DRAFT

Rd.	Player	Pos.	College	Rd.	Player	Pos.	College
1.	Joey Galloway	WR	Ohio State	5.	(choice traded to Detroit Lions for Reggie Barrett, WR)		
2.	Christian Fauria	TE	Colorado	6a.	Henry McMillan	DT	Florida
3.	(choice to Green Bay Packers for signing of restricted free agent Corey Harris, CB)			6b.	Eddie Goines	WR	N. Carolina State
4a.	(choice traded to Arizona Cardinals for Ricky Proehl, WR)				(compensatory choice for a net loss of free agents in 1994)		
4b.	Jason Kyle	LB	Arizona State				
	(choice from San Diego Chargers for 5th round 1994 choice).						

1996 COLLEGE DRAFT

Rd.	Player	Pos.	College
1a.	(choice traded to Houston Oilers for 1st round 1996 draft choice and Glenn Montgomery, DT)		
1b.	(choice traded to Detroit Lions for 1st round and 3rd round 1996 draft choices) (choice from Houston Oilers)		
1c.	Pete Kendall	T	Boston College (choice from Detroit Lions)
2.	Fred Thomas	CB	Tennessee-Martin
3a.	Robert Barr	T	Rutgers
3b.	Reggie Brown	FB	Fresno State (choice from Kansas City Chiefs through Detroit Lions)
4a.	Phillip Daniels	DE	Georgia (choice from NY Giants through Dallas, Miami, and Jacksonville)

Rd.	Player	Pos.	College
4b.	(choice traded to Jacksonville Jaguars for 4th round 1996 draft choice)		
4c.	Eric Unverzagt	LB	Wisconsin (compensatory choice for a net loss of free agents in 1995)
5.	(choice traded to Jacksonville Jaguars for 4th round 1996 draft choice)		
6a.	Reggie Green	G	Florida
6b.	T.J. Cunningham	CB	Colorado (compensatory choice for a net loss of free agents in 1995)
7.	Johnie Church	DE	Florida

1997 COLLEGE DRAFT


Rd.	Player	Pos.	College
1a.	Shawn Springs	CB	Ohio State (choice from Atlanta Falcons on 3/28/97)
1b.	Walter Jones	T	Florida State (choice from St. Louis Rams through New York Jets and Tampa Bay Buccaneers on 4/19/97)
1c.	(choice to Atlanta Falcons on 3/28/97) (choice from Chicago Bears on 2/18/97)		
1d.	(choice to Tampa Bay Buccaneers on 4/19/97)		
2.	(choice to Atlanta Falcons on 3/28/97)		

Rd.	Player	Pos.	College
3a.	(choice to Tampa Bay Buccaneers on 4/19/97) (choice from Atlanta Falcons on 3/28/97)		
3b.	(choice to Atlanta Falcons on 3/28/97)		
4a.	(choice to Atlanta Falcons on 3/28/97) (choice from Baltimore Ravens for G Jeff Blackshear on 3/12/96)		
4b.	(choice to Chicago Bears on 2/18/97)		
5.	Eric Stokes	S	Nebraska
6.	Itula Mili	TE	Brigham Young
7.	Carlos Jones	CB	Miami

1998 COLLEGE DRAFT

Rd.	Player	Pos.	College
1.	Anthony Simmons	LB	Cemson
2.	Todd Weiner	T	Kansas State
3.	Ahman Green	RB	Nebraska
4.	DeShone Myles	LB	Nevada
5.	(choice to Dallas Cowboys for Cowboys' 6th and 7th round choices)		

Rd.	Player	Pos.	College
6a.	Carl Hansen	DT	Stanford
6b.	Bobby Shaw	WR	California
7.	Jason McEndoo	C	Washington State



Anthony Simmons was the Seahawks #1 pick in 1998.

1999 COLLEGE DRAFT

Rd.	Player	Pos.	College	Rd.	Player	Pos.	College
1a.	(choice traded to New England for 1st, 3rd and 6th round choices)			4.	Antonio Cochran	DE	Georgia
1b.	(choice traded to Dallas for 1st and 5th round picks)			5a.	Floyd Wedderburn	T	Penn State (choice from Carolina through Dallas)
1c.	Lamar King	DE	Saginaw Valley State (choice from Dallas)	5b.	Charlie Rogers	KR	Georgia Tech
2.	to Green Bay as compensation for Mike Holmgren			6a.	Steve Johnson	CB	Tennessee
3a.	Brock Huard	QB	Washington	6b.	(choice traded to Cleveland for 6th round pick)		
3b.	Karsten Bailey	WR	Auburn	6c.	(choice traded to Cleveland for 6th round pick)		
	(choice from New England)			7.	(choice traded to New York Jets for QB Glenn Foley on 3/19/99)		

2000 COLLEGE DRAFT

Rd.	Player (Pick, Overall)	Pos.	College	Rd.	Player (Pick, Overall)	Pos.	College
1a.	Shaun Alexander (19, 19)	RB	Alabama (from Dallas for WR Joey Galloway 2/12/00)	5b.	(choice traded to Denver for 6th and 7th round pick from San Francisco with 3rd and 4th round pick)		
1b.	Chris McIntosh (22,22)	T	Wisconsin	6a.	James Williams (9, 175)	WR	Marshall (from Denver with 7th round pick for 5th round pick)
2.	Ike Charlton (21, 52)	CB	Virginia Tech	6b.	Tim Watson (19, 185)	DT	Rowan (from Green Bay with vinson for Green & 5th round pick)
3.	Darrell Jackson (18, 80)	WR	Florida (from Dallas for WR James McKnight 6/24/99)	6c.	John Hilliard (24, 190)	DT	Mississippi St.
3.	(choice traded to San Francisco for 4th and 5th round pick)			7a.	(choice traded to Oakland for 2001 6th round pick; from Denver with 6th round pick for 5th round pick)		
4a.	Marcus Bell (22, 116)	LB	Arizona	7b.	(choice traded to Green Bay for Derrick Mayes 8/30/99)		
4b.	Isaiah Kacyvenski (25, 119)	LB	Harvard (from San Francisco with 5th round pick for 3rd round pick)				
5a.	(choice traded to Green Bay with Ahman Green for Fred Vinson and 6th round pick)						

2001 COLLEGE DRAFT

Rd.	Player (Pick, Overall)	Pos.	College	Rd.	Player (Pick, Overall)	Pos.	College
1.	(#7 choice traded to San Francisco for #9, 3rd, 7th round pick; from Dallas for WR Joey Galloway (2/12/00))			4a.	Orlando Huff (9, 104)	LB	Fresno State
1a.	Koren Robinson (9,9)	WR	NC State (from San Francisco)	4b.	Curtis Fuller (32, 127)	S	TCU
1.	(#10 and 3rd round traded to Green Bay for QB Matt Hasselbeck and #17 (3/2/01))			4c.	Floyd Womack (33, 128)	T	Mississippi St.
1b.	Steve Hutchinson (17, 17)	G	Michigan (from Green Bay)	5.	Alex Bannister (9, 140)	WR	Eastern KY
2.	Ken Lucas (9, 40)	CB	Mississippi	6.	Josh Booty (9, 172)	QB	Louisiana State
3.	Heath Evans (20, 82)	FB	Auburn (from New Orleans through Green Bay and San Francisco)	6.	(choice traded to San Francisco with #7 for #9, 3rd & 7th round pick)		
				7a.	Harold Blackmon (10, 210)	S	Northwestern
				7b.	Dennis Norman (22, 222)	T	Princeton (from st. Louis through Green Bay and San Fran)
				7c.	Kris Kocurek (37, 237)	DT	Texas Tech

2002 COLLEGE DRAFT

Rd.	Player (Pick, Overall)	Pos.	College	Rd.	Player (Pick, Overall)	Pos.	College
1.	(#20 traded to Green Bay with 5th round pick for #28 and 2nd round pick)			4.	Terreal Bierria (22, 120)	FS	Georgia
1.	Jerramy Stevens (28, 28)	TE	Washington (from Green Bay)	5a.	Rocky Bernard (11, 146)	DE	Texas A&M (from Indianapolis for QB Brock Huard (4/19/02))
2a.	Maurice Morris (22, 54)	RB	Oregon	5.	(choice traded to Green Bay)		
2b.	Anton Palepoi (28, 60)	DE	UNLV (from Green Bay)	5b.	Ryan Hannam (34, 169)	TE	N. Iowa
3.	Kris Richard (20, 85)	CB	USC	5c.	Matt Hill (36, 171)	T	Boise State
				6.	Craig Jarrett (22, 194)	P	Michigan State
				7.	Jeff Kelly (21, 232)	QB	S. Mississippi

TRADES

1976

- 8/5 DT Wayne Baker to Oakland Raiders for conditional draft choice.
- 8/26 Eighth-round 1977 draft choice to Houston Oilers for WR Steve Largent.
- 9/6 Fifth-round 1977 draft choice to Detroit Lions for QB Bill Munson.
- 9/6 Exchange of twelfth-round 1977 draft choices with Pittsburgh Steelers for G Ron Coder.
- 9/7 WR Ahmad Rashad to Minnesota Vikings for fourth-round 1977 draft choice (WR Larry Seivers).
- 9/7 S Terry Brown to Cleveland Browns for CB Ted Bachman. Brown had been claimed on waivers from St. Louis Cardinals.

1977

- 5/3 First-round 1977 draft choice (#2) to Dallas Cowboys for first-round (#14) and three second-round 1977 draft choices (G Steve August, T Tom Lynch, LB Terry Beeson)
- 5/3 Second-round 1977 draft choice to Los Angeles Rams for C Geoff Reece and Rams' second-round 1977 draft choice (LB Peter Cronan).
- 5/3 Second-round 1977 draft choice to Dallas Cowboys for WR Duke Ferguson.
- 5/3 LB Ed Bradley to San Francisco 49ers for DT Bill Sandifer.
- 7/20 DT Carl Barisich to Miami Dolphins for eleventh-round 1978 draft choice (LB George Halas).
- 8/30 WR Larry Seivers to Tampa Bay Buccaneers for fourth-round 1979 draft choice. Seattle gives draft choice to Buffalo Bills as voluntary compensation for Ahmad Rashad signing in 1976.
- 9/5 Eighth-round 1978 draft choice to Minnesota Vikings for S Autry Beamon and LB Amos Martin.
- 9/6 Eleventh-round 1978 draft choice to New Orleans Saints for DE Andy Dorris.

1978

- 8/15 Fifth-round 1979 draft choice to Dallas Cowboys for K Efren Herrera.
- 8/28 S Bob Jury and third-round 1979 draft choice to San Francisco 49ers for third-round 1979 draft choice (LB Michael Jackson).
- 8/28 Third-round and sixth-round 1979 draft choices to Dallas Cowboys for DE Bill Gregory and third-round 1979 draft (choice traded).
- 9/27 DT Bill Cooke and eighth-round 1979 draft choice to Detroit Lions for DE Ernie Price.

1979

- 3/30 FB Don Testerman and seventh-round 1979 draft choice to Washington Redskins for seventh-round 1979 (LB Larry Polowski) and fifth-round 1980 draft choices (DE Daniel Jacobs).
- 4/16 G Gordon Jolley to Detroit Lions for past considerations.
- 8/1 DT Steve Niehaus to Minnesota Vikings for DE Carl Eller and eighth-round 1980 draft choice (S Vic Minor).
- 8/21 Seventh-round 1980 draft choice to New York Giants for FB Dan Doornink.

1980

- 4/29 First-round (#16) and third-round 1980 draft choices to Buffalo Bills for first-round (#10) 1980 draft choice (DE Jacob Green)
- 4/30 LB Sammy Green to Houston Oilers for tenth-round 1980 (WR Billy Reaves) and seventh-round 1981 (TE Brad Scoville) draft choices.
- 8/26 Fifth-round 1982 draft choice to Los Angeles Rams for FB Jim Jodet.
- 9/1 T Nick Bebout to Minnesota Vikings for ninth-round 1981 draft choice (WR Jim Whatley).

1981

- 9/25 Third-round 1982 draft choice to New England Patriots for RB Horace Ivory.
- 10/13 Fourth-round 1982 and fourth-round 1983 draft choices to St. Louis Cardinals for RB Theotis Brown.
- 10/13 G Tom Lynch to Buffalo Bills for third-round 1982 draft choice (TE Pete Metzelaars).

1982

- 4/30 LB Terry Beeson to Atlanta Falcons for conditional 1983 draft choice.
- 7/12 Fifth-round 1984 draft choice to Baltimore Colts for G Robert Pratt.
- 9/3 Fourth-round 1984 draft choice to Baltimore Colts for WR Roger Carr.

1983

- 4/24 First-round (#9), second-round, and third-round 1983 draft choices to Houston Oilers for first-round (#3) 1983 draft choice (RB Curt Warner).
- 6/28 Twelfth-round 1985 draft choice to Buffalo Bills for G Reggie McKenzie.
- 6/29 First-round 1985 draft choice to Cincinnati Bengals for C Blair Bush.
- 8/24 RB Sherman Smith and WR Roger Carr to San Diego Chargers for fifth-round 1984 draft choice (choice traded) and fifth-round 1985 draft choice (C Mark Napolitan).

1984

- 3/12 Fifth-round 1984 and sixth-round 1985 draft choices to New York Giants for CB Terry Jackson.
- 4/4 NT Manu Tuaiasopo to San Francisco 49ers for fourth-round 1984 and tenth-round 1985 draft choices.
- 7/31 Second-round 1986 draft choice to New England Patriots for T Bob Cryder.
- 10/9 T Steve August to Pittsburgh Steelers for fifth-round 1985 draft choice.

1985

- 4/26 Seventh-round 1986 draft choice to Buffalo Bills for G Jon Borchardt.
- 8/20 TE Pete Metzelaars to Buffalo Bills for WR Byron Franklin.
- 8/27 The rights to DE Sam Clancy to Cleveland Browns for seventh-round 1986 draft choice (RB Paul Miles).
- 10/15 Fourth-round 1986 draft choice to Cincinnati Bengals for TE Dan Ross.

1986

- 8/9 Sixth-round 1987 draft choice to Philadelphia Eagles for G Greg Naron.
- 8/19 TE Dan Ross to Green Bay Packers for twelfth-round 1987 draft choice (DE Wes Dove).
- 8/27 Third-round 1987 draft choice to Cincinnati Bengals for T Mike Wilson.
- 9/1 LB Shelton Robinson to Detroit Lions for fifth-round 1987 draft choice (FB Tommie Agee).
- 9/2 S John Harris to Minnesota Vikings for seventh-round 1987 draft choice (NT Roland Barbay).

1987

- 5/19 Fifth-round 1988 draft choice to San Francisco 49ers for QB Jeff Kemp.
- 8/25 T Ron Essink to Dallas Cowboys for fifth-round 1988 draft choice (choice traded).
- 8/26 CB Dave Brown to Green Bay Packers for eleventh-round 1988 draft choice (T Rick McLeod).

1988

- 4/22 Fifth-round 1988, first-round 1989, and fifth-round 1989 draft choices to Phoenix Cardinals for QB Kelly Stouffer.
- 5/4 NT Randy Edwards and sixth-round 1989 draft choice to Tampa Bay Buccaneers for T Ron Heller.
- 5/23 Conditional draft choice to Washington Redskins for CB Tim Morrison.
- 8/1 WR Daryl Turner to Cleveland Browns for an undisclosed draft choice. Turner fails his physical, is returned to Seahawks, and waived.
- 8/22 T Ron Heller to Philadelphia Eagles for fourth-round 1989 draft choice (RS James Henry).
- 9/8 LB Fredd Young to Indianapolis Colts for first-round 1989 (T Andy Heck) and first-round 1990 (choice traded) draft choices.

1989

- 7/25 Ninth-round 1990 draft choice to Dallas Cowboys for T Daryle Smith.
- 7/28 Conditional draft choice to Detroit Lions for T Curt Singer.
- 8/7 C Kevin Thomas to Phoenix Cardinals for conditional draft choice.
- 8/31 CB Terry Taylor to Detroit Lions for FB James Jones.

1990

- 4/22 Two first-round (#8 and #10) and third-round 1990 draft choices and fourth-round 1991 draft choice to New England Patriots for first-round (#3) (DT Cortez Kennedy) and second-round (#29) (LB Terry Wooden) 1990 draft choices.
- 7/27 LB Willie Walker to New York Jets for conditional draft choice.
- 8/26 Conditional draft choice to Detroit Lions for WR John Ford.
- 8/28 Seventh-round 1991 draft choice to Atlanta Falcons for T Ronnie Lee.
- 10/16 Eighth-round 1991 draft choice to Los Angeles Raiders for S Vann McElroy.

1991

- 1/31 T Ron Mattes to New York Jets for twelfth-round 1992 draft choice (DE John MacNeill).
- 4/22 Ninth-round 1991 draft choice to Cleveland Browns for DE Bob Buczkowski.

1992

- 4/25 Second-round 1992 and third-round 1993 draft choices to Minnesota Vikings for DT Keith Millard.
- 4/26 Fourth-round 1992 draft choice to New Orleans Saints for RB Rueben Mayes.

1993

- 4/26 Sixth-round 1993 draft choice to Green Bay Packers for S Dave McCloughan.
- 8/25 Sixth-round 1994 draft choice to New England Patriots for RB Jon Vaughn.

1994

- 4/25 Fifth-round 1994 draft choice to San Diego Chargers for fourth-round 1995 draft choice (LB Jason Kyle).
- 4/28 Fifth-round 1995 draft choice to Detroit Lions for WR Reggie Barrett.

1995

- 3/10 Third-round 1995 draft choice to Green Bay Packers for signing restricted free agent CB Corey Harris.
- 4/3 Fourth-round 1995 draft choice to Arizona Cardinals for WR Ricky Proehl.

1996

- 3/12 G Jeff Blakeshear to Baltimore Ravens for fourth-round 1997 draft choice. (choice traded)
- 4/20 First-round 1996 draft choice (#14) to Houston Oilers for first-round 1996 draft choice (#17) and DT Glenn Montgomery.
- 4/20 First-round 1996 draft choice (#17) to Detroit Lions for first-round draft choice (#21) (G Pete Kendall) and third-round 1996 draft choice (FB Reggie Brown).
- 4/20 Fourth and fifth-round 1996 draft choices to Jacksonville Jaguars for fourth-round 1996 draft choice (DE Phillip Daniels).
- 6/27 S Eugene Robinson to Green Bay for DE Matt LaBounty

1997

- 2/18 QB Rick Mirer and fourth round 1997 draft choice (b) to Chicago for first-round (#11) 1997 draft choice (choice traded).
- 3/28 First-round (#11), second-round, third-round, and fourth-round 1997 draft choices to Atlanta for first-round (#3) (CB Shawn Springs) and third-round 1997 draft choices.
- 4/19 First-round (#12) and third-round 1997 draft choices to Tampa Bay Buccaneers for first round (#6) 1997 draft choice (T Walter Jones).
- 9/30 Conditional draft choice to New Orleans Saints for WR Daryl Hobbs.

1998

- 4/19 Fifth-round choice (#138) to Dallas in exchange for sixth-round (#162, DT Carl Hansen) and seventh-round (#197, C Jason McEndoo) selections.

1999

- 3/19 Seventh-round choice (#223) to NY Jets for QB Glenn Foley.
- 4/17 First-round choice (#17) to New England for first-round (#20), third-round (#82) and sixth round (#191).
- 4/17 First-round choice (#20) to Dallas for first-round (#22) and fifth-round (#140).
- 4/17 Second-round choice (#47) awarded to Green Bay as compensation for Mike Holmgren.
- 4/18 Sixth-round choices (#187 & #191) to Cleveland for sixth-round (#170, CB Steve Johnson)
- 6/24 WR James McKnight to Dallas Cowboys for third-round 2000 draft choice.
- 8/30 Traded a seventh-round 2000 pick to Green Bay for WR Derrick Mayes.
- 9/5 Traded a conditional draft choice to Jacksonville for CB Cordell Taylor.

2000

- 2/12 WR Joey Galloway to Dallas for first-round choices in 2000 & 2001.
- 4/14 RB Ahman Green and fifth-round choice to Green Bay for CB Fred Vinson and sixth-round pick.
- 4/15 Third-round choice (#86) to San Francisco for fourth (#119) and fifth-round (#154) picks.
- 4/16 Fifth-round pick (#154) to Denver for sixth-round (#175) and seventh-round (#231) picks.
- 4/16 Seventh-round pick (#231) to Oakland for a sixth-round 2001 choice.
- 8/27 Undisclosed 2001 draft choice to Chicago for G Chad Overhauser.

2001

- 3/2 First-round pick (#10) and third-round choice (#72) to Green Bay for QB Matt Hasselbeck and first-round choice (#17).
- 4/21 First-round (#7) and sixth-round pick (#191) to San Francisco for first-round (#9), third-round (82) and seventh-round (#222) picks.

2002

- 4/19 Brock Huard to Indianapolis for fifth-round choice (#146).
- 4/20 First-round (#20) and fifth-round pick (#156) to Green Bay for first-round (#28) and second-round (#60) picks.

2001 SEASON



2001 SEASON

2001 SEASON

1 Seattle Seahawks 9, Cleveland Browns 6 Sunday, September 9, 2001 — Cleveland Browns Stadium

Thanks to some stellar play from the Seahawks defense—especially the cornerbacks—and Rian Lindell's clutch 52-yard field goal with three seconds to play, Seattle came away with a 9-6 win to open the 2001 regular season. The win was only the third time the Hawks came away with a season-opener since 1988. Lindell connected on three of four field goals and his final effort matched a career high. Paul Miranda's defense of a pass into the endzone resulted in the first field goal attempt of the game. But Phil Dawson's 38-yard effort was wide-right. On the Hawks ensuing drive, Rian Lindell's 43-yard kick hit the right upright, and it was scoreless entering the second quarter. Dawson would redeem himself in the 2nd quarter with a 48-yard kick capping a 12-play, 36-yard drive for the Browns, putting Cleveland on top 3-0. Lindell found the range from 49 yards late in the half tied the game. The third quarter saw the Hawks pick up the pace on offense, with Ricky Watters sprinting 40 yards to the Cleveland 13-yard line. That set up a Lindell 23-yard field goal to put the Hawks ahead 6-3. Chad Brown made the highlight reel with a monster sack of Tim Couch, and the Browns drive was ultimately stopped in its tracks when Reggie Tongue picked off a Couch pass and returned the ball to the Seattle 22. But the Hawks drive was cut short when Matt Hasselbeck's pass to Koren Robinson was intercepted by Daylon McCutcheon. The play was initially ruled out of bounds, but the Browns challenged and the call was overturned. Couch led a drive that finally got the Browns into the Seattle redzone for the first time all afternoon. But the Seahawks cornerbacks stepped up to the challenge, with Paul Miranda and Ken Lucas swatting away passes on second- and third-and-goal forcing the Browns to settle for another Dawson field goal to tie the game at 6-6. Charlie Rogers fielded the subsequent kickoff 1-yard deep in his own endzone and ripped off a 49-yard return to the Hawks 48. In a clock-eating drive that saw the Hawks chew up just 10 yards in six plays and 2:02, it was up to Lindell to be the hero.

Seattle		0	3	3	3	—	9	
Cleveland		0	3	0	3	—	6	
CLE	2	10:27	Dawson 48 field goal (12-36, 6:10)					Seattle
SEA	2	2:30	Lindell 49 field goal (7-33, 3:21)					Cleveland
SEA	3	8:17	Lindell 23 field goal (6-57, 2:44)					0
CLE	4	2:14	Dawson 22 field goal (12-61, 6:25)					3
SEA	4	0:03	Lindell 52 field goal (6-19, 2:11)					6
Att.	—	68,063						6

INDIVIDUAL STATISTICS

RUSHING					PASSING										
Seattle	Att	Yds	LG	TD	Cleveland	Att	Yds	LG	TD						
Watters	16	97	40	0	White	10	52	14	0						
Hasselbeck	5	9	7	0	Jackson	14	37	6	0						
Alexander	4	3	8	0	Couch	1	1	1	0						
Strong	1	0	0	0	TOTAL	25	90	14	0						
TOTAL	26	109	40	0											
RECEIVING					DEFENSE										
Seattle	No	Yds	LG	TD	Cleveland	T	S	A	QB	Yds	Int.	Yds	PD	FF	FR
Jackson	5	17	7	0	Simmons	9	9	0	0.0	0.0	0	0	0	0	0
Strong	4	20	7	0	Brown	8	8	0	2.0	15.0	0	0	0	0	0
Robinson	3	44	22	0	Kirkland	5	5	0	0.0	0.0	0	0	1	0	0
Watters	2	43	34	0	Tongue	4	4	0	0.0	0.0	1	5	1	0	0
Mili	2	21	19	0	Fuller	4	3	1	0.0	0.0	0	0	0	0	0
Engram	2	18	11	0	Additional Stats: Sacks: Randle 1.0.										
Williams	2	15	11	0	Cleveland	T	S	A	QB	Yds	Int.	Yds	PD	FF	FR
TOTAL	20	178	34	0	Rudd	6	6	0	0.0	0.0	0	0	0	0	0

TEAM STATISTICS

Total First Downs	Seattle 16	Cleveland 13	Seattle 16	3	3	3	3	—	9				
Third Down Eff.	6-16-38%	8-17-47%	Brown	8	8	0	2.0	15.0	0				
Total Net Yards	251	239	Kirkland	5	5	0	0.0	0.0	0				
Total Off. Plays	65	61	Tongue	4	4	0	0.0	0.0	1				
Avg. per Play	3.9	3.9	Fuller	4	3	1	0.0	0.0	0				
Net Yards Rushing	109	90	Additional Stats: Sacks: Randle 1.0.										
Total Rushing Plays	26	25	Cleveland	T	S	A	QB	Yds	Int.	Yds	PD	FF	FR
Net Yards Passing	142	149	Rudd	6	6	0	0.0	0.0	0	0	0	0	0
Times Sacked/Yards Lost	5/36	3/27	McCutcheon	6	5	1	0.0	0.0	1	0	1	0	0
Pass Atts-Comps-Ints	34-20-2	33-17-1	Miller	5	5	0	2.0	8.0	0	0	1	0	0
Punts-No. and Avg.	4-47.0	6-47.0	Warren	5	5	0	1.0	10.0	0	0	1	0	0
Penalties-No. and Yards	1-5	4-43	Fuller	4	4	0	0.0	0.0	0	0	3	1	0
Fumbles-No. and Lost	2-0	0-0	Smith	4	4	0	0.0	0.0	0	0	0	0	0
Touchdowns	0	0	Additional Stats: Sacks: Ellsworth 1.0, McKenzie 1.0;										
Field Goals Made-Att	3-4	2-3	Interceptions: Little 1; Forced Fumbles: Rainer 1.										
Time of Possession	30:08	29:52											

2

Philadelphia Eagles 27, Seattle Seahawks 3 Sunday, September 23, 2001 — Husky Stadium

The Seahawks returned to action after a week off in memory of those fallen in New York, Washington, D.C. and Pennsylvania. A moving pregame ceremony featured a contingent of police officers and firefighters carrying a giant American flag onto the field, where they were joined by more police and firefighters holding flags. With the game underway, the Seahawks young cornerbacks had their hands full of receiver James Thrash all afternoon. Thrash, with his two touchdowns and career-high 165 yards receiving, led the Philadelphia Eagles to a 27-3 win in Seattle's home opener. The first quarter saw both teams feeling each other out, with the only points coming off a David Akers 48-yard field goal for the Eagles. Chad Brown had two sacks on quarterback Donovan McNabb, sending a signal that the Hawks defense definitely had him in their targets. McNabb hooked-up with Thrash on a 64-yard TD pass on a one-play possession to go ahead 10-0. The Seahawks responded with a drive that found Matt Hasselbeck connecting with Bobby Engram for a first down, and two Ricky Waters carries put the ball on Philadelphia's 21. Rian Lindell converted a 41-yard field goal to make it 10-3. But it would be the only scoring in the game for the Hawks. The Eagles put together an eight-play, 81-yard drive that found McNabb again connecting with Thrash on a 23-yard TD pass for a 17-3 lead at the half. Both teams played to a stand-off in the third quarter. Akers connected on a 21-yard field goal in the final period, and McNabb led an 8-play, 81-yard drive that saw him score on a 3-yard run for the final margin of the game. McNabb clocked-out on the afternoon at 24-37 passing for 283 yards and two touchdowns. A tough afternoon for Hasselbeck, who was 9-24 for 62 yards and was sacked 7 times. The Seahawks totaled just 147 yards in offense- 126 coming on the ground. Ricky Waters had a game-high 81 yards on 17 carries.

Philadelphia	3	14	0	10	—	27
Seattle	0	3	0	0	—	3

					Philadelphia	Seattle
PHI	1	7:01	Akers 48 FG (9-26, 4:16)		3	0
PHI	2	14:06	Thrash 64 pass from McNabb (Akers kick) (1-64, 0:09)		10	0
SEA	2	6:09	Lindell 41 FG (13-56, 7:57)		10	3
PHI	2	2:13	Thrash 23 pass from McNabb (Akers kick) (8-81, 3:56)		17	3
PHI	4	9:31	Akers 21 FG (16-72, 6:22)		20	3
PHI	4	4:22	McNabb 3 run (Akers kick) (8-62, 4:10)		27	3
Att.	—	62,826				

INDIVIDUAL STATISTICS

Philadelphia					Seattle				
Att	Yds	LG	TD		Att	Yds	LG	TD	
Buckhalter	18	52	9	0	Watters	17	81	17	0
McNabb	5	16	15	1	Hasselbeck	4	31	14	0
Staley	3	12	10	0	Robinson	2	8	6	0
Thrash	2	9	13	0	Alexander	3	6	4	0
Martin	1	8	8	0					
Mitchell	2	5	3	0					
TOTAL	31	102	15	1	TOTAL	26	126	17	0

Philadelphia					Seattle					
A	C	Yds	TD	INT	A	C	Yds	TD	INT	
McNabb	37	24	283	2	0	Hasselbeck	24	9	62	0
TOTAL	37	24	283	2	0	TOTAL	24	9	62	0

Philadelphia					Seattle				
No	Yds	LG	TD		No	Yds	LG	TD	
Thrash	10	165	64	2	Engram	2	28	19	0
Buckhalter	4	50	26	0	Fauria	2	13	11	0
Lewis	3	13	6	0	Jackson	2	9	8	0
Mitchell	2	29	26	0	Strong	1	7	7	0
Martin	2	6	5	0	Robinson	1	3	3	0
Brown	1	12	12	0	Watters	1	2	2	0
Pinkston	1	6	6	0					
Staley	1	2	2	0					
TOTAL	24	283	64	2	TOTAL	9	62	19	0

TEAM STATISTICS

Philadelphia				Seattle				DEFENSE																	
Total First Downs	Third Down Eff.	Total Net Yards	Total Off. Plays	Avg. per Play	Net Yards Rushing	Total Rushing Plays	Net Yards Passing	Times Sacked/Yards Lost	Pass Atts-Comps-Ints	Punts-No. and Avg.	Penalties-No. and Yards	Fumbles-No. and Lost	Touchdowns	Field Goals Made-Att	Time of Possession	T	S	A	QB	Yds.	Int.	Yds.	PD	FF	FR
18	8-20-40%	344	73	4.7	102	31	242	5/41	37-24-0	5-52.4	5-30	1-1	3	2-3	32:36	8	6	2	1.0	12.0	0	0	1	0	0
9	4-16-25%	147	57	2.6	126	26	21	7/41	24-9-0	10-46.6	7-62	2-1	0	1-1	27:24	7	6	1	1.0	8.0	0	0	0	0	0
344		147	57	2.6	126	26	21	7/41	24-9-0	10-46.6	7-62	2-1	0	1-1	27:24	7	6	1	1.0	5.0	0	0	0	0	0
73		147	57	2.6	126	26	21	7/41	24-9-0	10-46.6	7-62	2-1	0	1-1	27:24	5	4	1	0.0	0.0	0	0	0	0	0
4.7		147	57	2.6	126	26	21	7/41	24-9-0	10-46.6	7-62	2-1	0	1-1	27:24	5	4	1	0.0	0.0	0	0	0	0	0
102		147	57	2.6	126	26	21	7/41	24-9-0	10-46.6	7-62	2-1	0	1-1	27:24	5	4	1	0.0	0.0	0	0	0	0	0
31		147	57	2.6	126	26	21	7/41	24-9-0	10-46.6	7-62	2-1	0	1-1	27:24	5	4	1	0.0	0.0	0	0	0	0	0
242		147	57	2.6	126	26	21	7/41	24-9-0	10-46.6	7-62	2-1	0	1-1	27:24	5	4	1	0.0	0.0	0	0	0	0	0
5/41		147	57	2.6	126	26	21	7/41	24-9-0	10-46.6	7-62	2-1	0	1-1	27:24	5	4	1	0.0	0.0	0	0	0	0	0
37-24-0		147	57	2.6	126	26	21	7/41	24-9-0	10-46.6	7-62	2-1	0	1-1	27:24	5	4	1	0.0	0.0	0	0	0	0	0
5-52.4		147	57	2.6	126	26	21	7/41	24-9-0	10-46.6	7-62	2-1	0	1-1	27:24	5	4	1	0.0	0.0	0	0	0	0	0
5-30		147	57	2.6	126	26	21	7/41	24-9-0	10-46.6	7-62	2-1	0	1-1	27:24	5	4	1	0.0	0.0	0	0	0	0	0
1-1		147	57	2.6	126	26	21	7/41	24-9-0	10-46.6	7-62	2-1	0	1-1	27:24	5	4	1	0.0	0.0	0	0	0	0	0
3		147	57	2.6	126	26	21	7/41	24-9-0	10-46.6	7-62	2-1	0	1-1	27:24	5	4	1	0.0	0.0	0	0	0	0	0
2-3		147	57	2.6	126	26	21	7/41	24-9-0	10-46.6	7-62	2-1	0	1-1	27:24	5	4	1	0.0	0.0	0	0	0	0	0
32:36		147	57	2.6	126	26	21	7/41	24-9-0	10-46.6	7-62	2-1	0	1-1	27:24	5	4	1	0.0	0.0	0	0	0	0	0

Additional Stats: Sacks: Whiting 2.0, Simon 1.0, Burgess 1.0; **Forced Fumbles:** Taylor 1; **Fumble Recovery:** Vincent 1.

Seattle	T	S	A	QB	Yds.	Int.	Yds.	PD	FF	FR
Kirkland	13	10	3	0.5	3.0	0	0	1	0	0
Brown	11	8	3	2.0	19.0	0	0	0	0	0
Miranda	7	7	0	0.0	0.0	0	0	2	0	0
Lucas	7	5	2	0.0	0.0	0	0	0	0	1
Simmons	6	5	1	0.0	0.0	0	0	1	0	0

Additional Stats: Sacks: Randle 1.0, Bell 1.0, Sinclair 0.5; **Forced Fumbles:** Woodard 1.

3

Oakland Raiders 38, Seattle Seahawks 14 Sunday, September 30, 2001 — Network Associates Coliseum

The game got off to a promising start with the Seahawks defense holding the Raiders to three and out. Seattle's subsequent drive pushed to the Raiders' 31-yard line, but a 4th-and-1 attempt was stopped short by the Oakland defense. The Raiders scored on the following drive with Rich Gannon finding Jerry Rice from 33 yards out. The Hawks running game was brought to an abrupt halt in the quarter when Ricky Watters went out with a sprained right shoulder. The second quarter saw Charlie Rogers fumble a punt return which the Raiders recovered on Seattle's 23-yard line. The Hawks defense made a strong stand and Oakland had to settle for a Sebastian Janikowski field goal and a 10-0 lead. Seattle's next drive went south when a scrambling Shaun Alexander fumbled the ball that Eric Allen recovered and ran 25 yards for the score. The Hawks first attempt to get points on the board went wide on a Rian Lindell 53-yard field goal attempt. The Raiders took just five plays for Gannon to find Rice on a 14-yard touchdown pass, and the hole deepened to 24-0. Another Lindell field goal attempt—this one from 55 yards—was short as the clock expired to end the first half. Oakland wasted little time in the second half, marching 49 yards on five plays with Gannon reaching the endzone on a 5-yard keeper. The Hawks next drive saw Hasselbeck intercepted by Chris Cooper on the Seattle 15-yard line. Six plays later Gannon hit Tyrone Wheatley on a 3-yard pass to push the margin to 38-0. Trent Dilfer came in for an injured Hasselbeck, who immediately iced an injured heel. Dilfer found Darrell Jackson on a scrambling 54-yard pass, but took a late hit from Elijah Alexander and remained motionless on the ground. Alexander was ejected from the game. Hasselbeck returned to the game and finished the drive from the Oakland 15-yard line that saw Shaun Alexander score from the left end on a 4-yard carry. The touchdown was the first for Seattle after two games of only field goals. Brock Huard came in for Hasselbeck on the next series and led an 11-play, 86-yard drive that ended with a 3-yard touchdown pass to Christian Fauria.

Seattle	0	0	7	7	14	Seattle	Oakland
Oakland	7	17	14	0	—	—	38
OAK 1	6:22	Rice 33 pass from Gannon (Janikowski kick) (3-67, 1:49)	0	7			
OAK 2	8:12	Janikowski 20 field goal (6-20) (3:05)	0	10			
OAK 2	7:48	Allen 26 fumble return (Janikowski kick)	0	17			
OAK 2	1:57	Rice 14 pass from Gannon (Janikowski kick) (5-57, 1:50)	0	24			
OAK 3	11:29	Gannon 5 run (Janikowski kick) (4-39, 1:53)	0	31			
OAK 3	7:37	Wheatley 3 pass from Gannon (Janikowski kick) (6-15, 3:00)	0	38			
SEA 3	4:58	Alexander 4 run (Lindell kick) (5-80, 2:39)	7	38			
SEA 4	6:53	Fauria 3 pass from Huard (Lindell kick) (11-86, 3:56)	14	38			
Att.	—	54,629					

INDIVIDUAL STATISTICS

RUSHING					PASSING						
Seattle	Att	Yds	LG	TD	Oakland	Att	Yds	LG	TD		
Alexander	10	18	5	1	Garner	7	36	13	0		
Watters	5	13	9	0	Wheatley	8	31	9	0		
Huard	1	11	11	0	Porter	2	13	7	0		
					Gannon	2	11	6	1		
					Jordan	5	1	5	0		
					Tuiasosopo	1	1	1	0		
TOTAL	16	42	11	1	TOTAL	25	93	13	1		
RECEIVING					DEFENSE						
Seattle	A	C	Yds	TD	INT	Oakland	A	C	Yds	TD	INT
Hasselbeck	28	14	167	0	1	Gannon	28	19	217	3	0
Huard	17	9	127	1	0	Tuiasosopo	4	3	34	0	0
Dilfer	2	2	49	0	0	TOTAL	32	22	251	3	0
TOTAL	47	25	343	1	1						
RUSHING					DEFENSE						
Seattle	No	Yds	LG	TD	Oakland	No	Yds	LG	TD		
Alexander	7	66	25	0	Rice	5	91	33	2		
Jackson	5	125	54	0	Brown	3	47	27	0		
Robinson	5	78	21	0	Wheatley	3	21	11	1		
Fauria	4	34	12	1	Garner	3	12	5	0		
Ingram	2	26	16	0	Porter	2	36	21	0		
Watters	1	10	10	0	Jett	2	19	10	0		
Strong	1	4	4	0	Williams	2	11	7	0		
					Brigham	1	7	7	0		
					Jordan	1	7	7	0		
TOTAL	25	343	54	1	TOTAL	22	251	33t	3		

TEAM STATISTICS

	Seattle	Oakland	Seattle	T	S	A	QB	Yds.	Int.	Yds.	PD	FF	FR
Total First Downs	21	17	Lucas	7	7	0	0.0	0.0	0	0	0	0	0
Third Down Eff.	4-13-31%	6-14-43%	Kirkland	7	6	1	0.0	0.0	0	0	0	0	0
Total Net Yards	348	344	Robertson	7	5	2	0.0	0.0	0	0	0	0	0
Total Off. Plays	70	58	Brown	6	6	0	0.0	0.0	0	0	0	0	0
Avg. per Play	5.0	5.9	Simmons	5	4	1	0.0	0.0	0	0	0	0	0
Net Yards Rushing	42	93	Williams	5	2	3	0.0	0.0	0	0	0	0	0
Total Rushing Plays	16	25	Add'l Stats: Sacks: Randle 1.0; FF: Randle 1; FR: King 1.										
Net Yards Passing	306	251	Oakland	T	S	A	QB	Yds.	Int.	Yds.	PD	FF	FR
Times Sacked/Yards Lost	7/37	1/0	Pope	10	8	2	0.0	0.0	0	0	1	0	0
Pass Atts-Comps-Ints	47-25-1	32-22-0	Woodson	8	6	2	2.0	15.0	0	0	1	0	0
Punts-No. and Avg.	4-44.8	6-44.5	Thomas	6	5	1	2.0	6.0	0	0	0	0	0
Penalties-No. and Yards	5-50	12-89	Coleman	5	1	4	1.5	7.5	0	0	1	0	0
Fumbles-No. and Lost	2-2	2-1	James	4	4	0	0.0	0.0	0	0	0	0	0
Touchdowns	2	5	Biekert	4	3	1	0.0	0.0	0	0	1	0	0
Field Goals Made-Att	0-2	1-1	Additional Stats: Sacks: Upshaw 1.0, Smith 0.5;										
Time of Possession	30:02	29:58	Interceptions: Cooper 1; FF: Alexander 1; FR: Allen 1t.										

4

Seattle Seahawks 24, Jacksonville Jaguars 15 Sunday, October 7, 2001 — Husky Stadium

Shaun Alexander, the second-year running back from Alabama racked up 176 yards—the fifth-highest single-game total in Seahawks history—and two touchdowns on 31 carries, while eight-year veteran Trent Dilfer was 15-23 for 219 yards and a touchdown. That, along with a defense firing on all cylinders led the Seahawks to a 24-15 win over Jacksonville. The Jaguars got on the board first on their opening drive with a Mike Hollis field goal capping a 63-yard drive. The Seahawks were quick to respond with Dilfer hitting Bobby Engram on a 34-yard pass, Darrell Jackson for 24 yards, and a 23-yard Alexander carry to the Jaguars 5-yard line. Dilfer completed the drive hitting Itula Mili in the endzone on a 1-yard pass, and the Hawks were ahead 7-3. The Hawks defense held the Jaguars on their next possession, and Alexander finished a seven-play, 63-yard drive with a 14-yard carry into the endzone, putting Seattle on top 14-3 entering the second quarter. The Jaguars opening drive was cut short when Levon Kirkland's forced a fumble on a Stacey Mack carry was recovered by Chad Eaton. Following a Seattle punt, Mike Hollis converted a 48-yard field goal on their next possession to close to 14-6. Charlie Rogers fumbled the ensuing kickoff, which the Jags recovered on the Hawks' 18. Mark Brunell made the most of the gift by hitting Elvis Joseph for the score. A two-point conversion failed and it was 14-12. Rogers redeemed himself on his next return with a 37-yard carry to the Seattle 38. Dilfer hit Itula Mili on a big 41-yard completion to the Jacksonville 3, and Alexander polished off the drive with a 3-yard carry for his second touchdown of the half. The Hawks would take their 21-12 lead into the lockerroom at halftime. Another Hollis 48-yard field goal would be the only scoring in the third quarter, which saw Alexander top the 100-yard rushing mark. Jacksonville's attempt at a fourth-and-one play found cornerback Willie Williams forcing a fumble that was pounced on by Michael Sinclair, who promptly tackled on a 12-yard return. The Seahawks then put together a clock-eating 11-play drive that ended with a Rian Lindell field goal from 25 yards, extending the margin to 24-15. The Jaguars following drive ended with the same outcome as before, as the Seahawks defense stomped on a fourth-and-one play with a timely pass defended by Willie Williams, and the Hawks took over on their own 37. The Seahawks used the game clock to their advantage, and Jeff Feagles' 30-yard punt pinned the Jags back to their own 3. John Randle sacked Brunell for an 8-yard loss, the Hawks got the ball back and chewed up more clock for the win.

Seattle	3	9	3	0	—	15
Seattle	14	7	0	3	—	24

				Seattle	Seattle
JAC	1	9:12	Hollis 32 FG (12-63, 5:48)	3	0
SEA	1	6:11	Mili 1 pass from Dilfer (Lindell kick) (6-71, 3:01)	3	7
SEA	1	2:06	Alexander 14 run (Lindell kick) (7-63, 2:58)	3	14
JAC	2	8:41	Hollis 48 FG (5-13, 2:16)	6	14
JAC	2	8:19	Joseph 18 pass from Brunell (run failed) (1-18, 0:09)	12	14
SEA	2	5:06	Alexander 3 run (Lindell kick) (5-62, 3:13)	12	21
JAC	3	9:26	Hollis 48 FG (5-19, 1:58)	15	21
SEA	4	7:39	Lindell 25 FG (11-45, 6:06)	15	24
Att.	—54,524				

INDIVIDUAL STATISTICS

RUSHING

Seattle	Att	Yds	LG	TD	Seattle	Att	Yds	LG	TD
Joseph	12	39	14	0	Alexander	31	176	23	2
Mack	8	17	9	0	Dilfer	5	9	11	0
Brunell	1	1	1	0					
TOTAL	21	57	14	0	TOTAL	36	185	23	2

PASSING

Seattle	A	C	Yds	TD	INT	Seattle	A	C	Yds	TD	INT
Brunell	39	21	233	1	0	Dilfer	23	15	219	1	1
TOTAL	39	21	233	1	0	TOTAL	23	15	219	1	1

RECEIVING

Seattle	No	Yds	LG	TD	Seattle	No	Yds	LG	TD
McCardell	7	97	24	0	Engram	5	71	31	0
Smith	6	70	21	0	Jackson	3	48	24	0
Joseph	2	19	18	1	Mili	2	42	41	1
Dawkins	2	12	7	0	Robinson	2	38	22	0
Mack	2	9	9	0	Alexander	2	15	15	0
Jones	1	18	18	0	Fauria	1	5	5	0
Brady	1	8	8	0					
TOTAL	21	233	24	1	TOTAL	15	219	41	1

TEAM STATISTICS

Seattle		Seattle		Seattle		Seattle		Seattle	
Total First Downs	18	21	McCree	11	8	3	0.0	0.0	0
Third Down Eff.	4-14-29%	4-12-33%	Slaughter	10	7	3	0.0	0.0	0
Total Net Yards	256	395	Hardy	7	4	3	0.0	0.0	0
Total Off. Plays	63	61	Spicer	6	5	1	0.0	0.0	0
Avg. per Play	4.1	6.5	Thomas	5	5	0	2.0	9.0	0
Net Yards Rushing	57	185	Additional Stats: Interceptions: Beasley 1.						
Total Rushing Plays	21	36	Seattle	T	S	A	QB	Yds.	Int.
Net Yards Passing	199	210	Tongue	8	5	3	0.0	0.0	0
Times Sacked/Yards Lost	3/34	2/9	Brown	7	5	2	1.5	17.0	0
Pass Atts-Comps-Ints	39-21-0	23-15-1	Eaton	6	6	0	0.0	0.0	0
Punts-No. and Avg.	4-44.5	6-39.2	Robertson	6	5	1	0.0	0.0	0
Penalties-No. and Yards	4-24	7-60	Williams	5	4	1	0.0	0.0	0
Fumbles-No. and Lost	3-2	1-1	Simmons	5	3	2	0.0	0.0	0
Touchdowns	1	3	Additional Stats: Sacks: Randle 1.0, Sinclair 0.5; Forced Fumbles: Kirkland 1, Terry 1; Fumble Recoveries: Sinclair 1.						
Field Goals Made-Att	3-4	1-2							
Time of Possession	26:54	33:06							

5

Seattle Seahawks 34, Denver Broncos 21

Sunday, October 14, 2001 — Husky Stadium

The offense, defense and special teams all made entries in the scoring column for the Hawks, the first time that has happened since Nov. 3, 1985, vs. the Raiders. Trent Dilfer got the start at quarterback for Matt Hasselbeck (groin) and the offense made short work of their opening drive with a 60-yard TD run by Shaun Alexander. The Hawks next possession resulted in a 44-yard field goal from Rian Lindell to give Seattle a 10-0 lead entering the second quarter. Reggie Tongue then intercepted a Brian Griese pass and scrambled 55 yards into the endzone for a 17-0 lead. The Broncos got on the board on their next possession when Griese connected with Eddie Kennison from 8 yards out to close to 17-7. But the Hawks came right back, and an eight-play, 71-yard drive found Alexander with his second touchdown of the half, this from 1 yard out, and it was 24-7 Seattle. Denver scored on a 1-yard pass from Griese to Rod Smith near the end of the half to trail 24-14. The Seahawks kept the pressure on to start the third quarter, driving to the Denver 6, but a fumble by Alexander was recovered by John Mobley to stop the drive. The Seahawks defense held the Broncos to three and out, and it was time for the special teams to step forward and be counted. Tom Rouen's punt was batted down by Alex Bannister, who picked it up and cruised into the endzone for six points. It was the first blocked punt for a touchdown by the Seahawks in a 112-game span dating back to November 15, 1987, when Eugene Robinson had a punt block against Green Bay. Denver's next possession was squashed when a Griese pass to Rod Smith was intercepted by Shawn Springs. The Hawks chewed up nearly six minutes on the drive, with Rian Lindell connecting from 23 yards out to increase the margin to 34-14. Tongue made his second pick of the game and a 7-yard return tacked on for good measure. Hasselbeck came into the game to spell Dilfer (groin), and the Seahawks played clock control to eat up the minutes. The only big slip of the day for the Hawks came on Deltha O'Neal's 86-yard punt-return touchdown. Hasselbeck took a knee to run out the clock, and the Seahawks got their first-ever (and last) win over the Broncos at Husky Stadium in three tries.

Denver	0	14	0	7	—	21
Seattle	10	14	7	3	—	34

					Denver	Seattle
SEA	1	11:54	Alexander 60 run (Lindell kick) (6-86, 3:06)		0	7
SEA	1	5:41	Lindell 44 FG (8-26, 4:10)		0	10
SEA	2	14:48	Tongue 55 interception return (Lindell kick)		0	17
DEN	2	6:18	Kennison 8 pass from Griese (Elam kick) (6-59, 3:03)		7	17
SEA	2	3:14	Alexander 1 run (Lindell kick) (6-71, 3:04)		7	24
DEN	2	0:09	Smith 1 pass from Griese (Elam kick) (11-71, 3:05)		14	24
SEA	3	5:34	Bannister 9 return of blocked punt (Lindell kick)		14	31
SEA	4	11:21	Lindell 23 FG (12-58, 5:54)		14	34
DEN	4	1:40	O'Neal 86 punt return (Elam kick)		21	34
Att.	—	61,837				

INDIVIDUAL STATISTICS

RUSHING						PASSING										
Denver	Att	Yds	LG	TD		Seattle	Att	Yds	LG	TD	INT					
Anderson	17	51	7	0		Alexander	33	142	60	2						
Griese	2	38	21	0		Graham	2	8	5	0						
Gary	1	3	3	0		Strong	1	7	7	0						
						Dilfer	1	6	6	0						
						Hasselbeck	3	-2	0	0						
TOTAL	20	92	21	0		TOTAL	40	161	60	2						
RECEIVING						DEFENSE										
Denver	No	Yds	LG	TD		Seattle	T	S	A	QB	Yds.	Int.	Yds.	PD	FF	FR
Kennison	6	84	25	1		Jackson	4	38	20	0	0	0	0	0	0	0
Smith	6	43	13	1		Alexander	2	24	19	0	0	0	0	0	0	1
Carswell	4	40	25	0		Robinson	2	21	12	0	0	0	0	0	0	0
Clark	2	17	9	0		Fauria	1	12	12	0	0	0	0	0	0	0
Carter	2	14	9	0		Engram	1	6	6	0	0	0	0	0	0	0
Anderson	2	9	12	0		Strong	1	5	5	0	0	0	0	0	0	0
Dominguez	1	2	2	0		Bannister	1	4	4	0	0	0	0	0	0	0
Hape	1	0	0	0												
TOTAL	24	209	25	2		TOTAL	12	110	20	0						

TEAM STATISTICS

	Denver	Seattle	Denver	T	S	A	QB	Yds.	Int.	Yds.	PD	FF	FR
Total First Downs	20	21	Wilson	9	7	2	0.0	0.0	0	0	0	0	0
Third Down Eff.	6-12-50%	6-12-50%	Mobley	7	6	1	0.0	0.0	0	0	0	0	1
Total Net Yards	281	254	O'Neal	6	6	0	0.0	0.0	0	0	0	0	0
Total Off. Plays	59	60	Kennedy	6	4	2	0.0	0.0	0	0	0	0	0
Avg. per Play	4.8	4.2	Pittman	6	4	2	0.0	0.0	0	0	0	0	0
Net Yards Rushing	92	161	Romanowski	6	3	3	0.0	0.0	0	0	0	0	0
Total Rushing Plays	20	40	Additional Stats: Sacks:	Brown 1.0, Washington 1.0; Forced Fumbles: Washington 1.									
Net Yards Passing	189	93	Seattle	T	S	A	QB	Yds.	Int.	Yds.	PD	FF	FR
Times Sacked/Yards Lost	3/20	2/17	Tongue	10	7	3	1.0	5.0	2	62	2	0	0
Pass Atts-Comps-Ints	36-24-3	18-12-0	Brown	9	7	2	0.0	0.0	0	0	0	0	0
Punts-No. and Avg.	5-36.4	3-44.3	Kirkland	6	5	1	0.0	0.0	0	0	0	0	0
Penalties-No. and Yards	12-148	8-84	Simmons	6	4	2	0.0	0.0	0	0	2	0	0
Fumbles-No. and Lost	1-0	1-1	Sinclair	5	5	0	1.0	7.0	0	0	0	0	0
Touchdowns	3	4	Randle	5	3	2	1.0	8.0	0	0	0	1	0
Field Goals Made-Att	0-0	2-2	Additional Stats: Interceptions:	Springs 1.									
Time of Possession	28:52	31:08											

6 Miami Dolphins 24, Seattle Seahawks 20

Sunday, October 28, 2001 — Husky Stadium

The Hawks had a chance to draw first blood in the quarter on a Lindell 35-yard field goal, but it sailed wide. The broadcast equipment took over late in the quarter, when a Shaun Alexander fumble was recovered by the Dolphins. The Seahawks challenged the call and upon review it was reversed and the Hawks maintained possession. But in something of a stunner, the referees reversed their reversal and ruled it Miami's ball. Olindo Mare's 46-yard field goal in the opening minutes of the second frame broke the deadlock for a 3-0 Miami lead. The Dolphins' next possession saw Jay Fiedler cap a 9-play drive with a 6-yard TD carry, putting Miami up 10-0. The Seahawks went 3-and-out on their next possession, but a Jeff Feagles' punt saw the Dolphins fumble the ball and Alex Bannister recovered on the Miami 28. Three plays later, Matt Hasselbeck found Itua Mili on a 15-yard touchdown pass, and it was 10-7. The defense held the Dolphins on their next possession, and Hasselbeck led a 5-play drive that finished with a 17-yard touchdown pass to Darrell Jackson. The Hawks chewed up the opening 8:15 of the third quarter on a 14-play drive, and Lindell found the range from 36 yards to increase the margin to 17-10. The Dolphins responded with a 43-yard completion from Fiedler to Chris Chambers to the Seattle 24. Miami inched to the one yard line, but Ray Lucas was stuffed on successive first and second down keepers. Lamar Smith attempted to break the plane on a 3rd and goal that was also ruled for a no-gain. But the Dolphins challenged the call and upon review it was reversed. The Seahawks took 6:30 on a 12-play drive that saw Lindell connect from 42-yards out, and the Hawks were back in the lead 20-17. The Dolphins made short work of their next possession, with Fiedler finding former Seahawk James McKnight on a 39-yard completion for the score, and Miami was back up 24-20. Fortune turned back in the Seahawks favor when Reggie Tongue recovered a McKnight fumble and returned it 21 yards to the Dolphin 26. The Seahawks inched to the 10 yard line with a little over two minutes remaining, and Rian Lindell was called on to close the gap to a point. But his kick from 28 yards sailed wide-left and the Dolphins took over. The Hawks still had a chance to regain possession, but Jay Fiedler's 16-yard bootleg on a 3rd and 13 all but sealed a Miami victory.

Miami	0	10	7	7	—	24
Seattle	0	14	3	3	—	20

						Miami	Seattle
MIA	2	13:34	Mare 46 FG (6-19, 2:50)			3	0
MIA	2	5:39	Fiedler 10 run (Mare kick) (9-65, 5:02)			10	0
SEA	2	3:18	Mili 15 pass from Hasselbeck (Lindell kick) (3-28, 1:09)			10	7
SEA	2	0:42	Jackson 17 pass from Hasselbeck (Lindell kick) (5-62, 0:57)			10	14
SEA	3	6:45	Lindell 36 FG (14-59, 8:15)			10	17
MIA	3	0:07	Smith 1 run (Mare kick) (11-67, 6:38)			17	17
SEA	4	8:37	Lindell 42 kick (12-46, 6:30)			17	20
MIA	4	6:16	McKnight 39 pass from Fiedler (Mare kick) (5-67, 2:21)			24	20
Att.	— 59,108						

INDIVIDUAL STATISTICS

RUSHING

Miami	Att	Yds	LG	TD	Seattle	Att	Yds	LG	TD
Fiedler	8	42	16	1	Alexander	23	87	11	0
Smith	21	35	7	1	Hasselbeck	4	9	3	0
Minor	2	11	10	0	Strong	2	2	2	0
Lucas	2	0	0	0	Graham	1	-2	-2	0
Chambers	1	-11	-11	0					
TOTAL	34	77	16	2	TOTAL	30	96	11	0

PASSING

Miami	A	C	Yds	TD	INT	Seattle	A	C	Yds	TD	INT
Fiedler	21	15	213	1	2	Hasselbeck	28	16	230	2	0
TOTAL	21	15	213	1	2	TOTAL	28	16	230	2	0

RECEIVING

Miami	No	Yds	LG	TD	Seattle	No	Yds	LG	TD
McKnight	8	94	39	1	Jackson	5	121	64	1
Chambers	3	76	43	0	Robinson	3	40	19	0
Gadsden	1	15	15	0	Ingram	3	28	12	0
Konrad	1	15	15	0	Fauria	2	16	9	0
Weaver	1	12	12	0	Mili	2	16	15	1
Smith	1	1	1	0	Alexander	1	9	9	0
TOTAL	15	213	43	1	TOTAL	16	230	64	2

TEAM STATISTICS

	Miami	Seattle	Miami	T	S	A	QB	Yds.	Int.	Yds.	PD	FF	FR
Total First Downs	15	18	Cousin	9	7	2	0.0	0.0	0	0	0	1	0
Third Down Eff.	8-12-67%	6-14-43%	Taylor	8	7	1	1.0	8.0	0	0	0	0	0
Total Net Yards	290	302	Thomas	7	6	1	0.0	0.0	0	0	0	1	0
Total Off. Plays	55	62	Gardener	7	5	2	1.0	5.0	0	0	0	0	0
Avg. per Play	5.3	4.9	Walker	6	4	2	0.0	0.0	0	0	0	0	0
Net Yards Rushing	77	96	Additional Stats:	Sacks: Bromell 1.0, Mixon 1.0; Forced Fumbles: Bromell 1; Fumble Recoveries: Freeman 1, Surtain 1.									
Total Rushing Plays	34	30											
Net Yards Passing	213	206	Seattle	T	S	A	QB	Yds.	Int.	Yds.	PD	FF	FR
Times Sacked/Yards Lost	0/0	4/24	Kirkland	11	8	3	0.0	0.0	0	0	0	0	0
Pass Atts-Comps-Ints	21-15-2	28-16-0	Simmons	8	4	4	0.0	0.0	0	0	0	0	0
Punts-No. and Avg.	2-45.0	3-48.7	Williams	7	6	1	0.0	0.0	2	0	2	0	0
Penalties-No. and Yards	9-57	5-40	Kelly	6	5	1	0.0	0.0	0	0	0	0	0
Fumbles-No. and Lost	2-2	3-2	Additional Stats:	Forced Fumbles: Charlton 1; Fumble Recoveries: Tongue 1.									
Touchdowns	3	2											
Field Goals Made-Att	1-1	2-4											
Time of Possession	28:55	31:05											

7 Washington Redskins 27, Seattle Seahawks 14

Sunday, November 4, 2001 — FedEx Field

The Redskins set the tone on their opening drive of the game, with Tony Banks leading a nine-play, 70-yard drive and hitting Walter Rasby on a 7-yard touchdown pass for the first score of the game. The Seahawks came right back with Matt Hasselbeck finding Bobby Engram on a third-and-9 completion for 26 yards, and Shaun Alexander capping an 80-yard drive with a 41-yard touchdown scramble to tie the game. Following a Washington punt, a Hasselbeck pass on the subsequent drive was picked off by Champ Bailey, and the Redskins settled on a 43-yard Brett Conway field goal and a 10-7 lead. The Hawks next drive saw Darrell Jackson bobble a pass that was intercepted by David Terrell on the Seattle 29. The 'Skins drive carried over into the second quarter, with Conway connecting from 23 yards out and extending the lead to 13-7. Stephen Davis had 19-yard and 10-yard carries and a drive-capping 1-yard touchdown run on the next possession. The score was 20-7 with halftime approaching. Hasselbeck then had a 49-yard completion to James Williams, who got to the Washington 6. On the next play, Hasselbeck rolled out looking for an open receiver but was sacked by LaVar Arrington, who also caused a fumble that was recovered by the Redskins to kill the drive. The third quarter saw Trent Dilfer inserted into the lineup. The Hawks' first series led to a three-and-out, and the Redskins had another scoring drive in the works. Banks led a nine-play, 69-yard drive that found Michael Westbrook on a 13-yard scoring pass and a 27-7 Washington lead. The Hawks offense seemed to find its stride on the next drive with Dilfer finding Darrell Jackson on a 46-yard scoring pass, and the team was within two touchdowns. But both teams would play a scoreless fourth quarter to bring an end to the afternoon and a 27-14 loss for the Seahawks.

Seattle	7	0	7	0	—	14
Washington	10	10	7	0	—	27

	Seattle	Washington
WAS 1 10:26	Rasby 7 pass from Banks (Conway kick) (9-71, 4:34)	0 7
SEA 1 7:02	Alexander 41 run (Lindell kick) (6-80, 3:24)	7 7
WAS 1 1:52	Conway 43 FG (5-5, 2:06)	7 10
WAS 2 14:51	Conway 23 FG (5-23, 1:41)	7 13
WAS 2 5:29	Davis 1 run (Conway kick) (13-69, 7:50)	7 20
WAS 3 7:56	Westbrook 13 pass from Banks (Conway kick) (11-69, 5:33)	7 27
SEA 3 2:09	Jackson 46 pass from Dilfer (Lindell kick) (2-38, 0:37)	14 27
Att. — 82,352		

INDIVIDUAL STATISTICS

Seattle	Att	Yds	LG	TD
Alexander	13	60	41	1
Hasselbeck	1	0	0	0
TOTAL	14	60	41t	1

RUSHING

Washington	Att	Yds	LG	TD
Davis	32	142	20	1
Carter	10	57	16	0
Banks	3	31	17	0
TOTAL	45	230	20	1

Seattle	A	C	Yds	TD	INT
Dilfer	18	8	121	1	1
Hasselbeck	12	6	127	0	2
TOTAL	30	14	248	1	3

PASSING

Washington	A	C	Yds	TD	INT
Banks	23	15	152	2	1
TOTAL	23	15	152	2	1

Seattle	No	Yds	LG	TD
Alexander	4	42	18	0
Williams	2	69	49	0
Engram	2	53	27	0
Fauria	2	25	14	0
Jackson	1	46	46	1
Bannister	1	13	13	0
Strong	1	5	5	0
Dilfer	1	-5	-5	0
TOTAL	14	248	49	1

RECEIVING

Washington	No	Yds	LG	TD
Davis	2	22	12	0
Rasby	2	22	15	1
Westbrook	2	18	13	1
Lockett	2	16	8	0
Carter	2	11	7	0
Flemister	2	7	5	0
Johnson	1	29	29	0
Gardner	1	18	18	0
Bennett	1	9	9	0
TOTAL	15	152	29	2

TEAM STATISTICS

	Seattle	Washington
Total First Downs	12	21
Third Down Eff.	4-9-44%	11-17-65%
Total Net Yards	275	365
Total Off. Plays	48	70
Avg. per Play	5.7	5.2
Net Yards Rushing	60	230
Total Rushing Plays	14	45
Net Yards Passing	215	135
Times Sacked/Yards Lost	4/33	2/17
Pass Atts-Comps-Ints	30-14-3	23-15-1
Punts-No. and Avg.	4-47.3	4-42.0
Penalties-No. and Yards	1-16	6-45
Fumbles-No. and Lost	4-1	0-0
Touchdowns	2	3
Field Goals Made-Att	0-0	2-2
Time of Possession	20:42	39:18

DEFENSE

	T	S	A	QB	Yds.	Int.	Yds.	PD	FF	FR
Kelly	11	9	2	0.0	0.0	0	0	0	0	0
Kirkland	11	9	2	0.0	0.0	0	0	0	0	0
Simmons	10	8	2	0.0	0.0	0	0	0	0	0
Brown	8	7	1	1.0	4.0	0	0	0	0	0
Tongue	7	3	4	0.0	0.0	0	0	0	0	0
Additional Stats:	Sacks: Randle 1.0; Interceptions: Williams 1.									
Washington	T	S	A	QB	Yds.	Int.	Yds.	PD	FF	FR
Jones	5	4	1	0.0	0.0	0	0	0	0	0
Mitchell	5	4	1	0.0	0.0	0	0	0	0	0
Smith	3	3	0	2.0	16.0	0	0	0	1	0
Wilkinson	3	3	0	1.0	8.0	0	0	0	0	0
Arrington	3	2	1	0.0	0.0	0	0	0	0	1
Additional Stats:	Sacks: Coleman 1.0; Interceptions: Bailey 1, Shade 1, Terrell 1; Forced Fumbles: Coleman 1.									

8

Seattle Seahawks 34, Oakland Raiders 27 Sunday, November 11, 2001 — Husky Stadium

Seattle gave a national televised audience a win to remember over Oakland, 34-27. The first quarter was a case of small-ball, with Rian Lindell connecting on field goals from 33 yards and 20 yards, and Sebastian Janikowski finding the uprights from 52 yards out for a 6-3 Hawks lead. The Raiders found the endzone in the second quarter with Rich Gannon hitting Tim Brown on a 4-yard touchdown completion. But the Seahawks came right back on the arm of Matt Hasselbeck. His 9-yard TD pass to Darrell Jackson with 20 seconds to go gave the Hawks had a 13-10 lead at the half. The Hawks opening kickoff was snagged by Terry Kirby, who returned it 90 yards into the endzone to put the Raiders ahead 17-13. The Raiders increased the margin to 20-13 thanks to a 37-yard field goal by Janikowski. The second half belonged to Shaun Alexander. Hasselbeck led a solid drive that featured a third-down 28-yard completion to Bobby Engram to the Oakland 18. Alexander applied the icing on the drive with a 6-yard touchdown carry, and the score was knotted at 20-20. After an Oakland three-and-out, the Hawks were looking at first and 10 on their own 12. Alexander took the handoff and bolted 88 yards to the endzone. The distance was the longest scoring run in team history. Zack Crockett was stopped short by Anthony Simmons on a forced fumble that was pounced on by Willie Williams on the Oakland 25. Alexander's 9-yard carry to the Raiders 10 was topped only by a 10-yard carry into the endzone on the next play. The Seahawks were suddenly up 34-20. Time was growing short for Oakland, and they followed up with a 10-play, 64-yard drive that saw Gannon hit Roland Williams in the endzone. It was 34-27 with under three minutes to play. Alexander tacked-on more yardage as the Hawks played clock-control and punted away. The Raiders were out of timeouts and got to the Seattle 47 before time ran out. Seattle's rushing total of 319 yards was a team record for most rushing yards in a game, breaking the old mark of 298 set against Denver in 1986. Alexander finished with 35 carries for 266 yards, averaging 7.6 yards a carry. That's the fourth-highest single-game rushing total in NFL history.

Oakland	3	7	10	7	—	27
Seattle	6	7	14	7	—	34

						Oakland	Seattle
SEA 1	11:18	Lindell 33 FG (8-53, 3:42)				0	3
OAK 1	8:19	Janikowski 52 FG (9-34, 2:59)				3	3
SEA 1	0:52	Lindell 20 FG (13-79, 7:27)				3	6
OAK 2	4:20	Brown 4 pass from Gannon (Janikowski kick) (10-89, 5:28)				10	6
SEA 2	0:20	Jackson 9 pass from Hasselbeck (Lindell kick) (9-76, 4:00)				10	13
OAK 3	14:44	Kirby 90 kickoff return (Janikowski kick) (0-0, 0:16)				17	13
OAK 3	8:33	Janikowski 37 FG (9-61, 4:36)				20	13
SEA 3	4:18	Alexander 6 run (Lindell kick) (9-61, 4:15)				20	20
SEA 3	1:05	Alexander 88 run (Lindell kick) (1-88, 0:13)				20	27
SEA 4	7:03	Alexander 10 run (Lindell kick) (3-25, 1:27)				20	34
OAK 4	3:40	Williams 5 pass from Gannon (Janikowski kick) (10-64, 3:23)				27	34
Att.	—	67,231					

INDIVIDUAL STATISTICS

RUSHING

Oakland	Att	Yds	LG	TD	Seattle	Att	Yds	LG	TD
Garner	13	57	13	0	Alexander	35	266	88	3
Gannon	3	28	17	0	Hasselbeck	6	34	15	0
Kirby	1	3	3	0	Graham	1	19	19	0
Crockett	1	0	0	0					
TOTAL	18	88	17	0	TOTAL	42	319	88	3

PASSING

Oakland	A	C	Yds	TD	INT	Seattle	A	C	Yds	TD	INT
Gannon	38	24	257	2	0	Hasselbeck	23	15	181	1	0
TOTAL	38	24	257	2	0	TOTAL	23	15	181	1	0

RECEIVING

Oakland	No	Yds	LG	TD	Seattle	No	Yds	LG	TD
Brown	7	86	22	1	Jackson	7	102	31	1
Rice	6	85	19	0	Robinson	4	35	12	0
Garner	4	27	17	0	Engram	1	28	28	0
Ritchie	3	43	17	0	Alexander	1	7	7	0
Jordan	2	6	6	0	Graham	1	6	6	0
Kirby	1	5	5	0	Williams	1	3	3	0
Williams	1	5	5	1					
TOTAL	24	257	22	2	TOTAL	15	181	31	1

TEAM STATISTICS

	Oakland	Seattle	Oakland	T	S	A	QB	Yds.	Int.	Yds.	PD	FF	FR
Total First Downs	20	26	Pope	10	9	1	0.0	0.0	0	0	1	0	0
Third Down Eff.	3-10-30%	6-12-50%	Jackson	10	7	3	0.0	0.0	0	0	0	0	0
Total Net Yards	338	497	Barton	8	6	2	0.0	0.0	0	0	0	0	0
Total Off. Plays	58	66	Dorsett	7	6	1	0.0	0.0	0	0	0	0	0
Avg. per Play	5.8	7.5	Biekert	7	5	2	1.0	3.0	0	0	0	0	0
Net Yards Rushing	88	319	Additional Stats: Forced Fumbles: Allen 1.										
Total Rushing Plays	18	42	Seattle	T	S	A	QB	Yds.	Int.	Yds.	PD	FF	FR
Net Yards Passing	250	178	Simmons	11	10	1	0.0	0.0	0	0	0	1	0
Times Sacked/Yards Lost	2/7	1/3	Eaton	6	3	3	1.0	4.0	0	0	0	1	0
Pass Atts-Comps-Ints	38-24-0	23-15-0	Kirkland	5	4	1	0.0	0.0	0	0	0	0	0
Punts-No. and Avg.	3-46.0	4-39.0	Tongue	5	3	2	0.0	0.0	0	0	0	0	0
Penalties-No. and Yards	5-25	3-20	Williams	5	3	2	0.0	0.0	0	0	1	0	1
Fumbles-No. and Lost	3-1	2-0	Additional Stats: Sacks: Cochran 1.0.										
Touchdowns	3	4											
Field Goals Made-Att	2-2	2-2											
Time of Possession	25:29	34:31											

9 Seattle Seahawks 23, Buffalo Bills 20

Sunday, November 18, 2001 — Ralph Wilson Stadium

The Hawks took a 23-20 win, thanks to a steady outing from Matt Hasselbeck, solid redzone defense and a three-for-three outing from Rian Lindell. Rian Lindell's 40-yard field goal in the first quarter accounted for the only scoring in the first 15 minutes. That was followed by a 13-play, 82-yard drive that took seven minutes off the clock, with Hasselbeck finding rookie Koren Robinson on a 7-yard pass in the end zone. Alex Van Pelt led a 3-play drive and found Peerless Price on a 16-yard touchdown pass to put the Bills on the board. Buffalo's next possession resulted in a 25-yard field goal by Jake Ariens, and the score was knotted at 10 going into halftime. The third quarter saw the Seahawks capitalize on their first drive, with Shaun Alexander punching through on a 1-yard carry. The Bills came right back but again had to settle for another Ariens field goal from 26 yards to pull within 17-13. Buffalo was knocking at the door on its next possession after a Travis Henry 15-yard carry to the Seattle 18. But the drive stalled thanks to a Tim Terry sack on Van Pelt, and his fumble was recovered by Buffalo on the Seahawks 34. A 45-yard field goal would pull Buffalo to within a point, but Ariens' effort sailed wide. The Hawks then took over six minutes and 11 plays to advance 45 yards, and Lindell made good on his second field goal. His 38-yard effort gave the Seahawks a 20-13 margin. The Hawks defense stepped up on the Bills' next possession, when a Van Pelt sack and fumble forced by Chad Brown was recovered by Antonio Cochran at the Buffalo 33. The Seahawks then called on Lindell to make good on a 51-yard field goal. It sailed through and the Hawks had a 23-13 lead with three minutes remaining. Van Pelt led a no-huddle offense to bring the Bills down field, and his 6-yard touchdown pass to Jay Riemersma had them to within a field goal to tie. Buffalo went for the on-side kick, but Shawn Springs was on the spot to gobble up the ball, and it was a matter of Hasselbeck taking a knee to run out the clock.

Seattle	3	7	7	6	—	23
Buffalo	0	10	3	7	—	20

					Seattle	Buffalo
SEA	1	2:14	Lindell 40 FG (5-16, 1:53)		3	0
SEA	2	9:10	Robinson 7 pass from Hasselbeck (Lindell kick) (13-82, 6:56)		10	0
BUF	2	7:40	Price 16 pass from Van Pelt (Ariens kick) (3-68, 1:30)		10	7
BUF	2	0:19	Ariens 25 FG (14-63, 6:05)		10	10
SEA	3	10:41	Alexander 1 run (Lindell kick) (8-70, 4:19)		17	10
BUF	3	4:52	Ariens 26 FG (12-70, 5:49)		17	13
SEA	4	5:22	Lindell 38 FG (11-45, 6:08)		20	13
SEA	4	3:12	Lindell 51 FG (4-0, 1:02)		23	13
BUF	3	1:23	Riemersma 6 pass from Van Pelt (Ariens kick) (7-74, 1:49)		23	20
Att.	— 60,836					

INDIVIDUAL STATISTICS

Seattle					Buffalo				
Att	Yds	LG	TD		Att	Yds	LG	TD	
Alexander	25	93	21	1	Henry	13	29	16	0
Jackson	1	9	9	0	Morris	2	13	9	0
Strong	2	7	4	0	Centers	3	11	5	0
Hasselbeck	4	3	6	0	Bryson	2	8	7	0
					Price	1	6	6	0
					Van Pelt	1	2	2	0
TOTAL	32	112	21	1	TOTAL	22	69	16	0

PASSING

Seattle					Buffalo						
A	C	Yds	TD	INT	A	C	Yds	TD	INT		
Hasselbeck	23	16	134	1	0	Van Pelt	42	28	316	2	0
TOTAL	23	16	134	1	0	TOTAL	42	28	316	2	0

RECEIVING

Seattle					Buffalo				
No	Yds	LG	TD		No	Yds	LG	TD	
Jackson	4	39	13	0	Price	10	138	23	1
Alexander	4	15	12	0	Centers	8	66	16	0
Robinson	2	15	8	1	Moulds	4	61	51	0
Fauria	2	13	7	0	Riemersma	2	16	10	1
Engram	1	21	21	0	Henry	2	12	7	0
Mili	1	16	16	0	Bryson	1	12	12	0
Strong	1	8	8	0	Morris	1	11	11	0
Rogers	1	7	7	0					
TOTAL	16	134	21	1	TOTAL	28	316	51	2

TEAM STATISTICS

	Seattle	Buffalo
Total First Downs	16	25
Third Down Eff.	4-11-36%	3-10-30%
Total Net Yards	246	372
Total Off. Plays	55	66
Avg. per Play	4.5	5.6
Net Yards Rushing	112	69
Total Rushing Plays	32	22
Net Yards Passing	134	303
Times Sacked/Yards Lost	0/0	2/13
Pass Atts-Comps-Ints	23-16-0	42-28-0
Punts-No. and Avg.	4-49.3	3-39.0
Penalties-No. and Yards	7-57	4-23
Fumbles-No. and Lost	0-0	4-2
Touchdowns	2	2
Field Goals Made-Att	3-3	2-3
Time of Possession	29:47	30:13

DEFENSE

	T	S	A	QB Yds.	Int.	Yds.	PD	FF	FR
Simmons	10	8	2	0.0	0.0	0	0	0	0
Fuller	8	8	0	0.0	0.0	0	0	2	0
Springs	7	6	1	0.0	0.0	0	0	1	0
Williams	6	6	0	0.0	0.0	0	2	0	0
Brown	6	2	4	1.0	3.0	0	0	1	0

Additional Stats: Sacks: Terry 1.0; Forced Fumbles: Cochran 1, Kirkland 1, Terry 1; Fumble Recoveries: Cochran 1.

	T	S	A	QB Yds.	Int.	Yds.	PD	FF	FR
Spoon	8	5	3	0.0	0.0	0	0	0	0
Clements	7	6	1	0.0	0.0	0	0	1	0
Winfield	7	5	2	0.0	0.0	0	0	0	0
Williams	6	4	2	0.0	0.0	0	0	0	0
Price	5	4	1	0.0	0.0	0	0	0	0
Foreman	5	3	2	0.0	0.0	0	0	0	0

11

Seattle Seahawks 13, San Diego Chargers 10 OT Sunday, December 2, 2001 — Husky Stadium

Rian Lindell made it count in the end for a 13-10 Seahawks overtime win over San Diego. Lindell had a potential game-winner sail wide of the uprights at the end of regulation, setting up the Hawks first overtime game of the season and second all-time against the Chargers. Oddly enough, the Hawks won that previous matchup by an identical 13-10 score in San Diego on November 25,

1990. The Chargers were held to a quick three-and-out on their opening drive, and the Hawks took to the air on their first series. Matt Hasselbeck hit Bobby Engram with a 26-yard completion on the first play of the drive, which was capped six plays later by Shaun Alexander's one-yard touchdown carry. On the Chargers' subsequent drive, a pass from Flutie to Curtis Conway was picked off by Willie Williams on the Seattle 41. The Hawks would take that lead into the second quarter, and Steve Christie got the Chargers on the board with a 26-yard field goal. A 53-yard effort from Wade Richie late in the half was wide-left, and it remained 7-3 at halftime. LaDainian Tomlinson had a one yard touchdown carry to give the Chargers their first lead of the day in the third. It was short-lived, as the Hawks put together a nine-play, 36-yard drive that saw Rian Lindell connect from 43 yards. The Hawks defense stepped up in the final period, with a Flutie pass to Curtis Conway batted by Chad Brown and intercepted by Marcus Robertson. San Diego's next possession was again cut short by the Hawks defense, with Ike Charlton stripping the ball from Jeff Graham and Reggie Tongue recovering the fumble on Seattle's 31. The Seahawks inched down to the Chargers' 34, setting up another Lindell field goal attempt from an identical 43 yards as before. But the kick was wide-right. The Hawks defense kept the intensity up, stopping LaDainian Tomlinson on a 3rd and 1 attempt and forcing a punt. Seattle's next possession saw Hasselbeck air out a 45-yard completion to a sprinting Darrell Jackson, and the Seahawks were on the San Diego 36 with 1:36 to go. Shaun Alexander's 3-yard carry to the 25 showed 27 seconds on the clock, still time for another play. But the following play saw a quick blitz from the Chargers and Alexander was dropped for a five-yard loss back to the 30. Lindell's kick sailed wide left but an 11-play, 62-yard drive to San Diego's 6 yard line in overtime line set up his game-winning 24-yarder.

San Diego	0	3	7	0	0	—	10
Seattle	7	0	3	0	3	—	13

SEA	1	7:29	Alexander 1 run (Lindell kick) (7-72, 3:44)	San Diego	Seattle
SD	2	5:11	Christie 26 FG (9-46, 5:01)	0	7
SD	3	6:18	Tomlinson 1 run (Christie kick) (8-43, 3:03)	3	7
SEA	3	2:40	Lindell 43 FG (9-36, 3:38)	10	7
SEA	5	8:37	Lindell 24 FG (11-62, 6:23)	10	10
Att.	—	55,466		10	13

INDIVIDUAL STATISTICS

RUSHING					PASSING				
San Diego	Att	Yds	LG	TD	Seattle	Att	Yds	LG	TD
Tomlinson	24	87	19	1	Alexander	29	87	12	1
Flutie	2	22	16	0	Hasselbeck	4	21	9	0
Fletcher	1	-2	-2	0	Strong	2	6	3	0
TOTAL	27	107	19	1	Robinson	1	3	3	0
					TOTAL	36	117	12	1

RECEIVING				
San Diego	No	Yds	LG	TD
Dwight	5	59	18	0
Jones	4	33	25	0
Tomlinson	4	26	15	0
Conway	3	34	15	0
Graham	2	36	28	0
Harris	1	7	7	0
TOTAL	19	195	28	0

TEAM STATISTICS

	San Diego	Seattle	San Diego	T	S	A	QB	Yds.	Int.	Yds.	PD	FF	FR
Total First Downs	19	18	Harrison	11	10	1	1.0	6.0	0	0	2	0	0
Third Down Eff.	4-12-33%	9-20-45%	Beckett	10	4	6	0.0	0.0	0	0	0	0	0
Total Net Yards	292	309	Seau	8	7	1	0.0	0.0	0	0	0	0	0
Total Off. Plays	61	73	Parrella	7	6	1	0.0	0.0	0	0	0	0	0
Avg. per Play	4.8	4.2	Ruff	7	5	2	0.0	0.0	0	0	0	0	0
Net Yards Rushing	107	117	Additional Stats: Sacks: Carson 1.0.										
Total Rushing Plays	27	36	Seattle	T	S	A	QB	Yds.	Int.	Yds.	PD	FF	FR
Net Yards Passing	185	192	Simmons	13	12	1	1.0	10.0	0	0	0	0	0
Times Sacked/Yards Lost	1/10	2/10	Robertson	9	6	3	0.0	0.0	1	5	1	0	0
Pass Atts-Comps-Ints	33-19-2	35-19-0	Kirkland	8	4	4	0.0	0.0	0	0	0	0	0
Punts-No. and Avg.	5-38.0	7-37.6	Brown	7	4	3	0.0	0.0	0	0	1	0	0
Penalties-No. and Yards	7-46	3-24	Williams	4	4	0	0.0	0.0	1	0	2	0	0
Fumbles-No. and Lost	1-1	0-0	Additional Stats: Forced Fumbles: Charlton 1; Fumble Recoveries: Tongue 1.										
Touchdowns	1	1											
Field Goals Made-Att	1-2	2-4											
Time of Possession	29:24	36:59											

12 Denver Broncos 20, Seattle Seahawks 7

Sunday, December 9, 2001 — INVESCO Field

The Seahawks dropped to 6-6 when they lost their initial meeting with the Broncos, 20-7, at Invesco Field at Mile High. Ricky Watters made his first appearance in nine games, but he and Shaun Alexander combined for just 51 yards rushing. Brian Griese led a 10-play drive and found Desmond Clark on an 11-yard touchdown pass for the game's first score. Jason Elam expanded the lead to 10-0 on a 42-yard field goal in the second quarter. The Seahawks were facing a third-and-10 when Matt Hasselbeck found Bobby Engram open for a 12-yard completion to keep the drive alive. Alexander had a 6-yard carry to the Seattle 38, and two plays later it was Darrell Jackson on the end of a 32-yard completion to the Denver 38. Hasselbeck again found Engram on a 14-yard completion to the Denver 24. Two plays later, Hasselbeck lofted a 24-yard touchdown pass to Jackson in the endzone. The third quarter saw Griese leave the game after one play with a concussion, and Gus Frerotte came in. The Hawks defense took advantage when John Randle caused a fumble during a sack and the ball was recovered by Chad Brown. But the Hawks could gain no ground, and Rian Lindell's 41-yard field goal was wide-right. The Seahawks next drive was stopped when a Hasselbeck pass to Engram was intercepted by Jimmy Spencer at the Denver 45. The Hawks defense was holding on third-and-10, but Ken Lucas was called for defensive pass interference, and the 17-yard penalty spotted the ball on the Seattle 11. Two plays later Frerotte found Patrick Hape open on a 1-yard touchdown pass, and the Broncos were up 17-7. Denver came back in a hurry, thanks to a Terrell Davis 57-yard carry to the Seattle 16. The Hawks defense held at the 2-yard line, and Jason Elam's 20-yard field goal pushed the score to 20-7 entering the final quarter.

Seattle	0	7	0	0	—	7
Denver	7	3	10	0	—	20

	Seattle	Denver
DEN 1 3:10	Clark 11 pass from Griese (Elam kick) (10-66, 5:21)	0 7
DEN 2 13:47	Elam 42 FG (8-16, 3:12)	0 10
SEA 2 1:05	Jackson 24 pass from Hasselbeck (Lindell kick) (10-80, 3:40)	7 10
DEN 3 7:39	Hape 1 pass from Frerotte (Elam kick) (5-55, 1:36)	7 17
DEN 3 0:43	Elam 20 FG (10-85, 3:38)	7 20
Att. — 74,524		

INDIVIDUAL STATISTICS

RUSHING

Seattle	Att	Yds	LG	TD	Denver	Att	Yds	LG	TD
Alexander	12	28	10	0	Davis	19	109	57	0
Watters	6	23	7	0	Kasper	1	27	27	0
Hasselbeck	2	17	10	0	Griese	2	18	9	0
Strong	1	2	2	0	Coleman	2	8	8	0
					Anderson	2	5	3	0
					Frerotte	2	-2	-1	0
TOTAL	21	70	10	0	TOTAL	28	165	57	0

PASSING

Seattle	A	C	Yds	TD	INT	Denver	A	C	Yds	TD	INT
Hasselbeck	37	17	243	1	2	Frerotte	20	10	77	1	0
						Griese	17	11	81	1	1
TOTAL	26	16	162	1	0	TOTAL	37	21	158	2	1

RECEIVING

Seattle	No	Yds	LG	TD	Denver	No	Yds	LG	TD
Jackson	4	104	39	1	Smith	8	66	12	0
Robinson	3	61	21	0	Clark	2	17	11	1
Engram	2	26	14	0	Kasper	2	15	11	0
Watters	2	18	13	0	Carswell	2	13	12	0
Strong	2	16	9	0	Davis	2	8	7	0
Fauria	2	14	9	0	Cole	1	12	12	0
Alexander	2	4	3	0	Carter	1	10	10	0
					Montgomery	1	10	10	0
					Coleman	1	6	6	0
					Hape	1	1	1	1
TOTAL	17	243	39	1	TOTAL	21	158	12	2

TEAM STATISTICS

	Seattle	Denver
Total First Downs	15	20
Third Down Eff.	5-14-36%	7-14-50%
Total Net Yards	277	309
Total Off. Plays	63	67
Avg. per Play	4.4	4.6
Net Yards Rushing	70	165
Total Rushing Plays	21	28
Net Yards Passing	207	144
Times Sacked/Yards Lost	5/36	2/14
Pass Atts.-Comps-Ints	37-17-2	37-21-1
Punts-No. and Avg.	4-48.8	4-40.0
Penalties-No. and Yards	5-62	6-45
Fumbles-No. and Lost	0-0	2-1
Touchdowns	1	2
Field Goals Made-Att	0-1	2-2
Time of Possession	28:42	31:18

DEFENSE

Seattle	T	S	A	QB	Yds.	Int.	Yds.	PD	FF	FR
Robertson	9	8	1	0.0	0.0	1	25	1	0	0
Simmons	6	6	0	0.0	0.0	0	0	0	0	0
Eaton	6	4	2	0.0	0.0	0	0	0	0	0
Randle	5	4	1	2.0	14.0	0	0	0	1	0
Kirkland	4	4	0	0.0	0.0	0	0	0	0	0

Additional Stats: Fumble Recoveries: Brown 1.

Denver	T	S	A	QB	Yds.	Int.	Yds.	PD	FF	FR
Wilson	6	6	0	0.0	0.0	0	0	0	0	0
Hayward	5	3	2	2.5	17.0	0	0	0	0	0
Pryce	5	3	2	1.5	12.0	0	0	0	0	0
Brown	4	4	0	0.0	0.0	0	0	1	0	0
Kennedy	4	1	3	0.0	0.0	0	0	1	0	0

Additional Stats: Sacks: Berry 1.0; Interceptions: McGlockton 1, Spencer 1.

13 Seattle Seahawks 29, Dallas Cowboys 3

Sunday, December 16, 2001 — Husky Stadium

Ricky Watters made the most of his return to duty with 28 carries for 104 yards and a touchdown to lead the Hawks to a lopsided 29-3 win over the Cowboys. The Hawks went to Watters early and often on their opening drive. He had four carries for 26 yards on the opening drive. Combined with 13 and 27-yard completions from Matt Hasselbeck to Darrell Jackson to spot the ball at the Dallas 1, Watters' fifth carry of the drive saw him end up in the endzone and gave the Hawks a 7-0 lead. Not to be overshadowed was the Seahawks defense, allowing zero passing yards in the first quarter. The Seahawks next drive got them to the Dallas 10, and Rian Lindell's 22-yard field goal extended the lead to 10-0. The Cowboys responded with their only visit to the redzone in the game on a 17-yard completion from Quincy Carter to Darrin Chiaverini to the 19. Jon Hilbert's 37-yard field made it 10-3 at the half. The rain continued to pour in the second half, and the wet conditions led to a crazy play resulting in two points for the Hawks. Jeff Feagles got off a 58-yard punt in the third quarter that was fielded by Reggie Swinton. But Tim Terry's tackle knocked the ball loose and it bounced free into the endzone. Jamal Brooks kicked the ball out of the endzone and his play was immediately flagged for a safety. The Hawks got the ball back on a free kick, and a Hasselbeck 4th-and-1 keeper put the ball at the Dallas 16 as the quarter ended. Ricky Watters sustained a broken ankle on the first play of the fourth quarter and was replaced by Shaun Alexander. The Seahawks ran 5:38 off the clock on 11 plays, and Lindell's 37-yard field goal extended the lead to 15-3. The Hawks next drive found them in another 4th-and-short situation on the Cowboys' 33. Hasselbeck found Jackson on a 22-yard completion to preserve the drive. Alexander carved four more yards out to leave a 2nd-and-7, and he followed with a 7-yard carry into the endzone, extending the Hawks lead to 22-3. Any hope of a Dallas come-back was gone with the wind when Quincy Carter's pass to Joey Galloway was picked off by Ike Charlton, who rambled 38 yards untouched into the endzone.

Dallas	0	3	0	0	—	29
Seattle	10	0	2	17	—	3

			Dallas	Seattle	
SEA	1	10:17	Watters 1 run (Lindell kick) (8-70, 4:43)	0	7
SEA	1	2:58	Lindell 22 FG (12-71, 5:41)	0	10
DAL	2	12:42	Hilbert 37 FG (12-48, 5:16)	3	10
SEA	3	3:48	Swinton fumble out of endzone for safety	3	12
SEA	4	13:10	Lindell 37 FG (11-37, 5:38)	3	15
SEA	4	6:37	Alexander 7 run (Lindell kick) (10-62, 5:21)	3	22
SEA	4	6:19	Charlton 38 interception return (Lindell kick)	3	29
Att.	— 63,366				

INDIVIDUAL STATISTICS

RUSHING						PASSING															
Dallas	Att	Yds	LG	TD		Seattle	Att	Yds	LG	TD	INT										
Carter	6	40	13	0		Watters	28	104	18	1											
Smith	12	39	18	0		Alexander	7	27	9	1											
Ismail	2	20	11	0		Hasselbeck	3	19	17	0											
Hambrick	1	3	3	0		Strong	4	12	6	0											
TOTAL	21	102	18	0		Evans	2	11	7	0											
						TOTAL	44	173	18	2											
Dallas	A	C	Yds	TD	INT	Seattle	A	C	Yds	TD	INT										
Carter	33	14	135	0	1	Hasselbeck	25	13	152	0	0										
TOTAL	33	14	135	0	1	Feagles	1	0	0	0	0										
						TOTAL	26	13	152	0	0										
RECEIVING						DEFENSE															
Dallas	No	Yds	LG	TD		Seattle	T	S	A	QB	Yds.	Int.	Yds.	PD	FF	FR					
Galloway	7	82	40	0		Coakley	15	13	2	0.0	0.0	0	0	0	0	0					
Ismail	3	24	9	0		Nguyen	9	7	2	0.0	0.0	0	0	0	0	0					
Huggins	2	4	3	0		Hawthorne	7	6	1	0.0	0.0	0	0	0	0	0					
Chiaverini	1	17	17	0		Woodson	6	5	1	0.0	0.0	0	0	0	0	0					
Wiley	1	8	8	0		Ellis	6	3	3	0.0	0.0	0	0	0	0	0					
TOTAL	14	135	40	0		Additional Stats: Sacks:	Frisch 1.0.														
						TOTAL	13	152	27	0											
TEAM STATISTICS						DEFENSE															
Dallas	Seattle	Dallas	T	S	A	QB	Yds.	Int.	Yds.	PD	FF	FR									
Total First Downs	10	22	Coakley	15	13	2	0.0	0.0	0	0	0	0									
Third Down Eff.	6-16-38%	3-13-23%	Nguyen	9	7	2	0.0	0.0	0	0	0	0									
Total Net Yards	218	312	Hawthorne	7	6	1	0.0	0.0	0	0	0	0									
Total Off. Plays	58	71	Woodson	6	5	1	0.0	0.0	0	0	0	0									
Avg. per Play	3.8	4.4	Ellis	6	3	3	0.0	0.0	0	0	0	0									
Net Yards Rushing	102	173	Additional Stats: Sacks:	Frisch 1.0.																	
Total Rushing Plays	21	44	Seattle	T	S	A	QB	Yds.	Int.	Yds.	PD	FF	FR								
Net Yards Passing	116	139	Simmons	7	5	2	1.0	6.0	0	0	0	0	0								
Times Sacked/Yards Lost	4/19	1/13	Kirkland	6	6	0	0.0	0.0	0	0	1	0	0								
Pass Atts-Comps-Ints	33-14-1	26-13-0	Lucas	6	6	0	0.0	0.0	0	0	3	0	0								
Punts-No. and Avg.	7-35.7	4-47.0	Williams	5	5	0	0.0	0.0	0	0	4	0	0								
Penalties-No. and Yards	6-70	0-0	Eaton	4	3	1	0.0	0.0	0	0	0	0	0								
Fumbles-No. and Lost	3-0	1-0	Tongue	4	3	1	0.0	0.0	0	0	0	0	0								
Touchdowns	0	3	Additional Stats: Sacks:	Charlton 1.0, Joseph 1.0, Randle 1.0;																	
Field Goals Made-Att	1-1	2-2	Interceptions:	Charlton 1; QB Fumbles: Charlton 1.																	
Time of Possession	25:18	34:42																			

14

New York Giants 27, Seattle Seahawks 24 Sunday, December 23, 2001 — Giants Stadium

Kerry Collins led a 96-yard drive with under three minutes to play and his 7-yard pass to Ike Hilliard in the endzone gave the New York Giants a come-from-behind 27-24 win over the Seahawks. An inability by the Hawks to sustain drives in the second half saw them out-gained 219 yards to just 95 in the half, with only 14 first downs for the entire game. The Seahawks got off to a good start on their second possession of the game, with Matt Hasselbeck leading a 10-play, 81-yard drive that saw Shaun Alexander hit the endzone on a 29-yard carry for a 7-0 lead. The Giants came back on their next possession, and Ron Dayne scored on a 31-yard carry to tie the score entering the second quarter. The Seahawks went to the air on the first play of the quarter with Hasselbeck finding Koren Robinson on a 43-yard completion to the Giants' 11. An 8-yard hookup from Hasselbeck to Alexander got to the 3, and Rian Lindell's 20-yard field goal broke the deadlock for a 10-7 lead. The Hawks' next possession was quickly cut short when Hasselbeck was sacked by Michael Barrow, who also forced a fumble that was recovered by Michael Strahan and returned 13 yards into the endzone. The Seahawks' next possession ended with a Jeff Feagles punt putting the ball at the Giants' 6. Antonio Cochran blew through the line on New York's first play and sacked Collins in the endzone while stripping the ball away. John Randle pounced on it for a touchdown. And just like that the Hawks were back on top 17-14. The Giants' next possession resulted in a 32-yard field goal from Morten Anderson, and it was tied at 17 at the half. Ron Dixon returned the opening kickoff of the second half to his own 27 before meeting Marcus Bell head-on. Bell forced a fumble that was recovered by Paul Miranda at the Giants' 30. A four-play, 30-yard drive found Hasselbeck connecting with Alexander on a 16-yard touchdown pass play. New York's next possession ended on a 34-yard field goal from Anderson to close the gap to 24-20. The Seahawks were forced to punt and as it turned out, Jeff Feagles got off a 43-yard punt that was downed on the New York 1 by Fabien Bownes. But the team's both had quick three and out series'. Feagles and Bownes once again hooked up to down the ball at the New York 4 with 2:52 left. Collins connected with Amani Toomer on a 28-yard completion to the 32. Anthony Simmons and Reggie Tongue had near-misses on interceptions that would have ended the drive and given the game to the Hawks. But nine plays and 68 yards later Collins spotted Ike Hilliard on a 7-yard strike in the endzone with just 20 seconds remaining on the clock.

	Seattle	7	10	7	0	—	24
	New York	7	10	0	10	—	27
SEA 1	5:43	Alexander 39 run (Lindell kick) (10-81, 5:03)	7	0			0
NYG 1	2:53	Dayne 31 run (Anderson kick) (5-76, 2:50)	7	7			7
SEA 2	11:31	Lindell 20 FG (5-51, 2:08)	10	7			7
NYG 2	5:52	Strahan 13 fumble return (Anderson kick)	10	14			14
SEA 2	3:24	Randle fumble recovery in endzone (Lindell kick)	17	14			14
NYG 2	0:15	Anderson 32 FG (10-59, 3:09)	17	17			17
SEA 3	12:53	Alexander 16 pass Hasselbeck (Lindell kick) (4-30, 1:53)	24	17			17
NYG 4	12:41	Anderson 33 FG (12-49, 4:59)	24	20			20
NYG 4	0:20	Hilliard 7 pass Collins (Anderson kick) (10-96, 2:32)	24	27			27
Att.	—	78,119					

INDIVIDUAL STATISTICS

RUSHING

Seattle	Att	Yds	LG	TD	New York	Att	Yds	LG	TD
Alexander	28	96	29t	1	Barber	12	47	13	0
Robinson	1	2	2	0	Dayne	7	42	31t	1
Hasselbeck	1	0	0	0	Collins	2	-1	0	0
TOTAL	30	98	29t	1	TOTAL	21	88	31t	1

PASSING

Seattle	A	C	Yds	TD	INT	New York	A	C	Yds	TD	INT
Hasselbeck	26	15	185	1	1	Collins	47	30	338	1	0
TOTAL	26	15	185	1	1	TOTAL	47	30	338	1	0

RECEIVING

Seattle	No	Yds	LG	TD	New York	No	Yds	LG	TD
Jackson	4	25	10	0	Toomer	8	124	28	0
Robinson	3	58	42	0	Hilliard	7	105	26	1
Alexander	3	36	16	1	Barber	6	24	7	0
Fauria	2	12	6	0	Jurevicius	4	52	18	0
Strong	1	35	35	0	Comella	4	17	7	0
Bannister	1	16	16	0	Campbell	1	16	16	0
Mili	1	16	16	0	TOTAL	30	338	28	1
TOTAL	15	185	42	1					

TEAM STATISTICS

	Seattle	New York
Total First Downs	14	22
Third Down Eff.	3-12-25%	5-14-36%
Total Net Yards	259	420
Total Off. Plays	59	69
Avg. per Play	4.4	6.1
Net Yards Rushing	98	88
Total Rushing Plays	30	21
Net Yards Passing	161	332
Times Sacked/Yards Lost	3/24	1/6
Pass Atts-Comps-Ints	26-15-1	47-30-0
Punts-No. and Avg.	8-45.9	7-44.3
Penalties-No. and Yards	2-10	6-61
Fumbles-No. and Lost	2-1	2-2
Touchdowns	3	3
Field Goals Made-Att	1-1	2-2
Time of Possession	29:30	30:30

DEFENSE

Seattle	T	S	A	QB	Yds.	Int.	Yds.	PD	FF	FR
Simmons	10	8	2	0.0	0.0	0	0	1	0	0
Robertson	10	7	3	0.0	0.0	0	0	0	0	0
Brown, C.	10	5	5	0.0	0.0	0	0	0	0	0
Williams	8	5	3	0.0	0.0	0	0	0	0	0
Sinclair	6	4	2	0.0	0.0	0	0	0	0	0
Additional Stats: Sacks: Cochran 1.0; Forced Fumbles: Cochran 1, Bell 1 (Sp. Teams); Fumble Recoveries: Randle 1t.										
New York	T	S	A	QB	Yds.	Int.	Yds.	PD	FF	FR
Williams	12	10	2	0.0	0.0	0	0	1	0	0
Barrow	11	8	3	1.0	12.0	0	0	0	1	0
Griffin	9	6	3	0.0	0.0	0	0	0	0	0
Armstead	7	5	2	0.0	0.0	0	0	0	0	0
Garnes	6	6	0	0.0	0.0	0	0	0	0	0
Additional Stats: Sacks: Hamilton 1.0, Strahan 1.0; Interceptions: Thomas 1; Fumble Recoveries: Strahan 1t.										

15 Seattle Seahawks 25, San Diego Chargers 22

Sunday, December 30, 2001 — Qualcomm Stadium

It was a game of firsts, as well as familiar scenes as the Seahawks defeat the Chargers 25-22 at Qualcomm Stadium. It was the third time in four meetings that Rian Lindell has led the Seahawks to victory over the San Diego Chargers by kicking a game-winning field goal. This time it was a 54-yarder as time ran out that led to a Seahawks win. The Chargers jumped out to a 13-point lead with a 4-yard Doug Flutie pass to Curtis Conway, and two Steve Christie field goals. But on the next possession, Trent Dilfer connected with Darrell Jackson for a 43-yard touchdown pass with just more than 12 minutes left to play in the first half. After the Seahawks defense held the Chargers offense for a minus 7 yards on their next possession, Dilfer found Jackson again for a 48-yard touchdown connection to give the Seahawks a 14-13 lead. At the start of the second half, Flutie led the Chargers on a 12-play, 51-yard drive that ended with a 40-yard Christie field goal that put the Chargers ahead 16-14. On the next possession, Dilfer started the drive with an 8-yard pass to James Williams, who started his first-career game, and ended the drive with a 37-yard touchdown pass to Williams. After a two-point conversion reception by Christian Fauria, the Seahawks had a six-point lead, 22-16. At the beginning of the fourth quarter, the Chargers started to mount a comeback. Christie kicked his fourth field goal of game after a 9-play, 61-yard Chargers drive. With 2:43 left, Lindell was wide right on a 48-yard field goal to put the Seahawks up by six. The Chargers marched the ball down to the Seattle 18-yard line where Christie kicked a 36-yard field goal, his fifth of the game, to tie the game 22-22 with only 20 seconds left in the game. The Chargers kicked off to Charlie Rogers and he returned the football 64 yards, his longest return of the season, and was tackled at the San Diego 36-yard line with six seconds left on the clock. Lindell, who has been 2 for 4 for field goals beyond 50 yards this season, lined up to kick a 54-yard field goal. As time ran out, Lindell hit his 20th field goal of the season. Dilfer, who made 14 completions out of 23 attempts for 267 yards and three touchdowns, has won 19 of his last 20 games as a starter including 14 consecutive games.

Seattle	0	14	8	3	—	25
San Diego	10	3	3	6	—	22

						Seattle	San Diego	
SD	1	7:55	Conway 4 pass from Flutie (Christie kick) (4-26, 1:49)			0	7	
SD	1	4:39	Christie 32 FG (5-46, 1:59)			0	10	
SD	2	13:31	Christie 25 FG (9-65, 4:32)			0	13	
SEA	2	12:01	Jackson 43 pass from T. Dilfer (R. Lindell kick) (3-76, 1:30)			7	13	
SEA	2	7:19	Jackson 48 pass from T. Dilfer (R. Lindell kick) (5-74, 3:03)			14	13	
SD	3	9:33	Christie 40 FG (12-51, 5:27)			14	16	
SEA	3	6:21	Williams 37 pass from T. Dilfer (T. Dilfer-C. Fauria pass) (6-66, 3:12)			22	16	
SD	4	10:11	Christie 41 FG (9-61, 4:37)			22	19	
SD	4	0:16	Christie 36 FG (12-44, 2:21)			22	22	
SEA	4	0:00	Lindell 54 FG (1-0, 0:16)			25	22	
Att.	— 51,412							

INDIVIDUAL STATISTICS

RUSHING

Seattle	Att	Yds	LG	TD
Alexander	23	59	8	0
Dilfer	2	2	2	0
TOTAL	25	61	8	0

San Diego	Att	Yds	LG	TD
Tomlinson	14	38	9	0
Flutie	2	14	11	0
TOTAL	16	52	0	1

PASSING

Seattle	A	C	Yds	TD	INT
Dilfer	23	14	267	3	0
TOTAL	23	14	267	3	0

San Diego	A	C	Yds	TD	INT
Flutie	53	34	377	1	2
TOTAL	53	34	377	1	2

RECEIVING

Seattle	No	Yds	LG	TD
Jackson	5	114	48	2
Williams	4	101	46	1
Engram	2	30	16	0
Alexander	2	18	17	0
Robinson	1	4	4	0
TOTAL	14	267	48	3

San Diego	No	Yds	LG	TD
Conway	11	156	38	1
Tomlinson	10	68	13	0
Gaylor	5	84	31	0
Jones	5	44	19	0
Batteaux	2	19	17	0
McCrary	1	6	6	0
TOTAL	34	377	38	1

TEAM STATISTICS

	Seattle	San Diego
Total First Downs	14	21
Third Down Eff.	1-11-9%	5-16-31%
Total Net Yards	307	398
Total Off. Plays	51	73
Avg. per Play	6.0	5.5
Net Yards Rushing	61	52
Total Rushing Plays	25	16
Net Yards Passing	246	346
Times Sacked/Yards Lost	3/21	4/31
Pass Atts-Comps-Ints	23-14-0	53-34-2
Punts-No. and Avg.	9-42.1	5-44.2
Penalties-No. and Yards	4-24	10-64
Fumbles-No. and Lost	3-0	0-0
Touchdowns	3	1
Field Goals Made-Att	1-2	5-5
Time of Possession	25:51	34:09

DEFENSE

	T	S	A	QB	Yds.	Int.	Yds.	PD	FF	FR
Lucas	10	10	0	0.0	0.0	1	0	3	0	0
W. Williams	9	9	0	0.0	0.0	0	0	0	0	0
Simmons	7	7	0	0.0	0.0	0	0	0	0	0
Brown	5	5	0	1.0	8.0	0	0	1	0	0
Additional Stats: Sacks: Randle 1.5, Cochran 1.0, Terry 0.5										
Interceptions: Charlton 1.										
	T	S	A	QB	Yds.	Int.	Yds.	PD	FF	FR
Harrison	7	6	1	0.5	4.5	0	0	0	0	0
Seau	8	6	1	0.0	0.0	0	0	0	0	0
Wiley	6	5	1	1.0	8.0	0	0	0	0	0
Parrella	5	5	0	1.0	4.0	0	0	0	1	0
Additional Stats: Sacks: Johnson 0.5										

16

Seattle Seahawks 21, Kansas City Chiefs 18 Sunday, January 6, 2002 — Husky Stadium

The Seahawks concluded their 2001 campaign on a winning note and stayed alive for a final playoff spot, defeating the Kansas City Chiefs, 21-18, in their final game to be played at Husky Stadium. After a scoreless first quarter, the Seahawks got on the board first with Trent Dilfer finding Darrell Jackson from 12 yards out 10 minutes into the quarter and then finding him one more time from 18 yards out just before the half to go up 14-0, on a drive that was set up with Isaiah Kacyvenski picking off Trent Green deep in Seattle territory. Seattle opened the second half going three-and-out and Jeff Feagles ensuing punt was blocked and downed at the 1-yard line. Kansas City took two plays to punch it in as Trent Green hauled up with Mikael Ricks to cut the deficit in half. Former Seahawks kicker Todd Peterson chipped in a 27-yard field goal to bring the score to 14-10 and the Chiefs seemed to gain momentum as the quarter wore on. That's until Shaun Alexander, who missed a majority of the first half with an ankle sprain, turned it on. The Seahawks used Alexander four of five plays to go 76 yards, capped off by his 44-yard touchdown run. The score was his 14th rush score of the season and 16th overall, tying Chris Warren's club record. With Seattle up 21-10 most of the fourth quarter, it was time for the defense to take over. The Seahawks defense forced one punt, caused one fumble and forced a turnover on downs to hold the Chiefs until late in the game. Green led the opposition downfield in 12-plays, driving 62 yards in 2:05 culminating with a Tony Richardson 1 yard run. The Chiefs then successfully converted a two-point conversion to bring the score to 21-18 and the game now in limbo with an onside kick imminent. Bobby Engram snagged his second game-sealing onside kicks of the year and returned it 6 yards. Seattle then kneeled to run out the clock to cap a 9-7 season. With the Jets beating the Raiders earlier in the day, the Seahawks had to wait for the match between the Ravens and Vikings on Monday Night Football. The Ravens prevailed and snagged the remaining Wild Card spot from the Seahawks, keeping them out of postseason play.

Kansas City	0	0	10	8	—	18
Seattle	0	14	7	0	—	23

				Kansas City	Seattle
SEA	1	4:41	Jackson 12 pass from Dilfer (Lindell kick) (7-71, 3:00)	0	7
SEA	2	0:21	Jackson 18 pass from Dilfer (Lindell kick) (10-72, 2:08)	0	14
KC	3	12:11	Ricks 1 pass from Green (Peterson kick) (2-1, 0:44)	7	14
KC	3	5:47	Peterson 27 FG (7-63, 2:37)	10	14
SEA	3	0:39	Alexander 44 run (Lindell kick) (5-76, 2:27)	10	21
KC	4	0:51	Richardson 1 run (Green to Kennison pass) (12-62, 2:05)	18	21
Att.	—	58,460			

INDIVIDUAL STATISTICS

RUSHING

Kansas City	Att	Yds	LG	TD	Seattle	Att	Yds	LG	TD
Holmes	23	117	22	0	Alexander	20	127	44	1
Green	3	8	6	0	Graham	8	18	8	0
Richardson	2	1	1	1	Strong	2	5	3	0
					Dilfer	3	0	2	0
TOTAL	28	126	22	1	TOTAL	33	150	44t	1

PASSING

Kansas City	A	C	Yds	TD	INT	Seattle	A	C	Yds	TD	INT
Green	33	15	184	1	1	Dilfer	38	22	248	2	2
						Feagles	1	0	0	0	0
TOTAL	33	15	184	1	1	TOTAL	39	22	248	2	2

RECEIVING

Kansas City	No	Yds	LG	TD	Seattle	No	Yds	LG	TD
Holmes	6	52	17	0	Jackson	6	71	21	2
Kennison	3	74	65	0	Alexander	6	31	17	0
Ricks	2	23	22	1	Williams	3	24	9	0
Gonzalez	2	9	9	0	Robinson	2	61	41	0
Minnis	1	21	21	0	Engram	2	20	12	0
Alexander	1	5	5	0	Strong	2	11	7	0
					Fauria	1	30	30	0
TOTAL	15	184	65	1	TOTAL	22	248	41	2

TEAM STATISTICS

	Kansas City	Seattle													
Total First Downs	18	20	Edwards	12	9	3	1.0	9.0	0	0	0	0	0	0	0
Third Down Eff.	4-14-29%	8-16-50%	Patton	8	5	3	0.0	0.0	1	5	2	0	0	0	0
Total Net Yards	308	389	Wesley	7	7	0	0.0	0.0	0	0	1	0	0	0	0
Total Off. Plays	64	73	Downing	6	5	1	0.0	0.0	0	0	0	0	0	0	0
Avg. per Play	4.8	5.3	Hicks	6	4	2	0.0	0.0	0	0	0	0	0	0	0
Net Yards Rushing	126	150	Additional Stats: Interceptions: Warfield 1.												
Total Rushing Plays	28	33													
Net Yards Passing	182	239	Seattle	T	S	A	QB	Yds.	Int.	Yds.	PD	FF	FR		
Times Sacked/Yards Lost	3/2	1/9	Kacyvenski	8	7	1	0.0	0.0	1	22	1	0	0	0	0
Pass Atts-Comps-Ints	33-15-1	39-22-2	Cochran	7	6	1	0.5	1.0	0	0	0	0	0	0	0
Punts-No. and Avg.	6-39.7	5-30.0	Robertson	5	5	0	0.0	0.0	0	0	0	0	0	0	0
Penalties-No. and Yards	2-15	4-30	Charlton	5	4	1	0.0	0.0	0	0	0	0	0	0	0
Fumbles-No. and Lost	1-0	1-0	Williams	5	4	1	0.0	0.0	0	0	2	0	0	0	0
Touchdowns	2	3	Eaton	5	3	2	0.0	0.0	0	0	0	0	0	0	0
Field Goals Made-Att	1-3	0-1	Brown	5	2	3	0.0	0.0	0	0	1	0	0	0	0
Time of Possession	27:19	32:41	Additional Stats: Sacks: Sinclair 1.5, Terry 1.0; Forced Fumbles: Sinclair 1.												

2001 STATISTICS

DAY	DATE	W/L	SCORE	OPPONENT	ATTENDANCE
Sun.	September 9	W	9-6	at Cleveland	72,318
Sun.	September 23	L	3-27	Philadelphia	62,826
Sun.	September 30	L	14-38	at Oakland	54,629
Sun.	October 7	W	24-15	Jacksonville	54,524
Sun.	October 14	W	34-21	Denver	61,837
Sun.	October 28	L	20-24	Miami	59,108
Sun.	November 4	L	14-27	at Washington	82,352
Sun.	November 11	W	34-27	Oakland	67,231
Sun.	November 18	W	23-20	at Buffalo	60,836
Sun.	November 25	L	7-19	at Kansas City	77,357
Sun.	December 2	W	13-10 OT	San Diego	55,466
Sun.	December 9	L	7-20	at Denver	74,524
Sun.	December 16	W	29-3	Dallas	63,366
Sun.	December 23	L	24-27	at New York Giants	78,119
Sun.	December 30	W	25-22	at San Diego	51,412
Sun.	January 6	W	21-18	Kansas City	58,460

TEAM STATS	SEAHAWKS	OPPONENTS
Total First Downs	274	300
Rushing	107	91
Passing	141	186
Penalty	26	23
3rd Down: Made/Att	77/213	92/223
3rd Down Pct.	36.2	41.3
4th Down: Made/Att	8/17	6/11
4th Down Pct.	47.1	54.5
Possession Avg.	29:51	30:09
Total Net Yards	4772	5206
Avg. Per Game	298.3	325.4
Total Plays	980	1028
Avg. Per Play	4.9	5.1
Net Yards Rushing	1936	1721
Avg. Per Game	121.0	107.6
Total Rushes	469	427
Net Yards Passing	2836	3485
Avg. Per Game	177.3	217.8
Sacked/Yards Lost	49/328	38/248
Gross Yards	3164	3733
Att./Completions	462/258	563/339
Completion Pct.	55.8	60.2
Had Intercepted	12	14
Punts/Average	86/43.4	76/42.3
Net Punting Avg.	86/36.4	76/36.1
Penalties/Yards	66/579	101/805
Fumbles/Ball Lost	24/9	28/13
Touchdowns	34	34
Rushing	15	9
Passing	15	20
Returns	4	5

SCORE BY PERIODS	Q1	Q2	Q3	Q4	OT	PTS
Team	64	107	75	52	3	301
Opponents	53	123	74	74	0	324

SCORING	TD	RUSH	PASS	RETURN	K-PAT	FG	S	PTS.
Alexander	16	14	2	0				96
Lindell	0	0	0	0	33/33	20/32	0	93
Jackson	8	0	8	0			0	48
Mili	2	0	2	0			0	12
Fauria	1	0	1	0			0	8
Bannister	1	0	0	1			0	6
Charlton	1	0	0	1			0	6
Randle	1	0	0	1			0	6
Robinson	1	0	1	0			0	6
Tongue	1	0	0	1			0	6
Watters	1	1	0	0			0	6
J. Williams	1	0	1	0			0	6
TEAM	34	15	15	4	33/33	20/32	1	301
OPPONENTS	34	9	20	5	31/31	29/36	0	324

2-Pt. Conversions: Fauria, TEAM 1-1; OPPONENTS 1-3.

PASSING	ATT.	COMP.	YDS.	COMP.%	TD	INT.	LG	S/L	RATING
Hasselbeck	321	176	2023	54.8	7	8	64	38/251	70.9
Dilfer	122	73	1014	59.8	7	4	54	10/72	92.0
Huard	17	9	127	52.9	1	0	44	1/5	96.9
Feagles	2	0	0	0.00	0	0	0	0/0	39.6
TEAM	462	258	3164	55.8	15	12	64	49/328	77.2
OPPONENTS	563	339	3733	60.2	20	14	65	38/248	81.4

RUSHING	No.	Yds.	Avg.	LONG	TD
Alexander	309	1318	4.3	88t	14
Watters	72	318	4.4	40	1
Hasselbeck	40	141	3.5	17	0
Strong	17	55	3.2	12	0
Graham	12	43	3.6	19	0
Dilfer	11	17	1.5	11	0
Robinson	4	13	3.3	6	0
Evans	2	11	5.5	7	0
Huard	1	11	11.0	11	0
Jackson	1	9	9.0	9	0
TEAM	469	1936	4.1	88t	15
OPPONENTS	427	1721	4.0	57	9

RECEIVING	No.	Yds.	Avg.	LONG	TD
Jackson	70	1081	15.4	64	8
Alexander	44	343	7.8	28t	2
Robinson	39	536	13.7	42	1
Ingram	29	400	13.8	31	0
Fauria	21	188	9.0	30	1
Strong	17	141	8.3	35	0
J. Williams	12	212	17.7	49	1
Watters	11	107	9.7	34	0
Mili	8	98	12.3	41	2
Bannister	4	50	12.5	17	0
Rogers	1	7	7.0	7	0
Graham	1	6	6.0	6	0
Dilfer	1	-5	-5.0	-5	0
TEAM	258	3164	12.3	64	15
Opponents	339	3733	11.0	65	20

INTERCEPTIONS	NO.	YDS.	AVG.	LONG	TD
W. Williams	4	24	6.0	24	0
Tongue	3	67	22.3	55t	1
Charlton	2	43	21.5	38t	1
Robertson	2	30	15.0	25	0
Kacyvenski	1	22	22.0	22	0
Lucas	1	0	0.0	0	0
Springs	1	0	0.0	0	0
TEAM	14	186	13.3	55t	2
OPPONENTS	12	36	3.0	10	0

PUNTING	NO.	YDS.	AVG.	NET	TB	IN	LG	B
Feagles	85	3730	43.9	36.4	7	26	68	1
TEAM	85	3730	43.9	36.4	7	26	68	1
OPPONENTS	76	3212	42.3	36.1	6	25	64	1

PUNT RETURNS	RET	FC	YDS.	AVG.	LONG	TD
Rogers	25	10	244	9.8	34	0
Engram	6	3	96	16.0	28	0
Joseph	2	1	12	6.0	12	0
TEAM	33	14	352	10.7	34	0
OPPONENTS	43	11	462	10.7	86t	1

KICKOFF RETURNS	NO.	YDS.	AVG.	LONG	TD
Rogers	50	1120	22.4	64	0
J. Williams	9	175	19.4	31	0
Joseph	4	83	20.8	24	0
Evans	3	40	13.3	20	0
Graham	3	56	18.7	20	0
Engram	1	6	6.0	6	0
Fauria	1	0	0.0	0	0
Strong	1	16	16.0	16	0
TEAM	72	1496	20.8	64	0
OPPONENTS	64	1273	19.9	90t	1

FIELD GOALS	1-19	20-29	30-39	40-49	50+
Lindell	0/0	7/8	4/5	6/14	3/5
TEAM	0/0	7/8	4/5	6/14	3/5
OPPONENTS	0/0	12/12	7/8	9/12	1/4

LINDELL: (43N, 49G, 23G, 52G) (41G) (53N, 55N) (40N, 25G) (44G, 23G) (35N, 36G, 42G, 28N) () (33G, 20G) (40G, 38G, 51G) (48N) (43G, 43N, 48N, 24G) (41N) (22G, 37G) (20G) (48N, 54G) (44N).

OPPONENTS: (37N, 48G, 22G) (48G, 49N, 21G) (20G) (32G, 48G, 52N, 48G) () (46G) (43G, 23G) (52G, 37G) (25G, 26G, 45N) (23G, 26G) (26G, 53N) (42G, 20G) (37G) (32G, 33G) (32G, 25G, 40G, 41G, 36G) (43N, 53N, 27G).

SACKS: Randle 11.0, C. Brown 8.5, Cochran 4.5, Sinclair 3.5, Terry 2.5, Simmons 2.0, Bell 1.0, Charlton 1.0, Eaton 1.0, Joseph 1.0, Kirkland 1.0, Tongue 1.0.

TEAM 38.0, **OPPONENTS** 49.0.

DEFENSIVE STATISTICS

NAME	TKL	SOLO	ASS.	QB	YDS.	INT.	TD	PD	FF	FR
Simmons	123	103	20	2.0	16.0	0	0	7	2	0
C. Brown	106	80	26	8.5	70.0	0	0	6	2	1
Kirkland	101	80	21	1.0	3.0	0	0	3	2	0
Tongue	76	56	20	1.0	5.0	3	1	7	0	2
W. Williams	72	60	12	0.0	0.0	4	0	16	1	1
Robertson	63	48	15	0.0	0.0	2	0	3	0	0
Eaton	57	44	13	1.0	4.0	0	0	2	1	1
Lucas	46	41	5	0.0	0.0	1	0	15	0	1
Sinclair	40	25	15	3.5	30.0	0	0	1	1	1
Randle	35	26	9	11.0	78.5	0	0	0	4	1
Cochran	31	26	5	4.5	18.0	0	0	0	2	1
Charlton	27	25	2	1.0	1.0	2	1	4	3	0
Kelly	25	19	6	0.0	0.0	0	0	1	0	0
Bell	23	21	2	1.0	3.0	0	0	0	0	0
King	23	15	8	0.0	0.0	0	0	1	0	1
Springs	20	16	4	0.0	0.0	1	0	4	0	1
Hilliard	17	9	8	0.0	0.0	0	0	0	0	0
Fuller	14	12	2	0.0	0.0	0	0	2	0	0
Miranda	13	13	0	0.0	0.0	0	0	5	0	0
Kacyvenski	11	9	2	0.0	0.0	1	0	1	0	0
Terry	10	9	1	2.5	13.5	0	0	0	2	0
Joseph	6	6	0	1.0	6.0	0	0	0	0	0
LaBounty	4	2	2	0.0	0.0	0	0	0	0	0
Woodard	3	2	1	0.0	0.0	0	0	0	1	0

SPECIAL TEAMS STATISTICS

NAME	TKL	SOLO	ASS.	FF	FR	BL
Kacyvenski	21	17	4	0	0	0
Bownes	16	16	0	0	0	0
Terry	12	11	1	1	0	0
Bannister	11	8	3	0	1	1
Bell	10	8	2	1	0	0
Kelly	7	4	3	0	0	0
Huff	7	7	0	1	0	0
Charlton	6	6	0	0	0	0
Joseph	5	3	2	0	0	0
Evans	5	5	0	0	0	0
Tongue	5	5	0	0	0	0
W. Williams	4	4	0	0	0	0
Fuller	3	2	1	0	0	0
Strong	3	3	0	0	0	0
Mili	2	1	1	0	0	0
Lucas	2	2	0	0	0	0
Darce	2	2	0	0	0	0
Fauria	1	1	0	0	0	0
Rogers	1	1	0	0	0	0
Lindell	1	1	0	0	0	0
Feagles	0	0	0	0	1	0
Miranda	0	0	0	0	1	0
Team	1	0	0	0	0	0

2001 PARTICIPATION

NAME	9/9 @CLE	9/23 PHI	9/30 @OAK	10/7 JAC	10/14 DEN	10/28 MIA	11/4 @WASH	11/11 OAK	11/18 @BUF
Alexander	rb	rb	rb	RB	RB	RB	RB	RB	RB
Bannister	sub	wr	wr	sub	wr	wr	wr	wr	wr
Bell	lb	lb	lb	lb	lb	lb	lb	lb	lb
Blackmon	sub	sub	in	ps	ps	ps	ps	ps	ps
Bownes	sub	sub	sub	wr	sub	wr	wr	wr	sub
C. Brown	OLB	OLB	OLB	OLB	OLB	OLB	OLB	OLB	OLB
J. Brown	ps	ps	ps	ps	ps	ps	ps	ps	ps
Charlton	in	cb	cb	cb	cb	cb	cb	cb	cb
Cochran	dt	dt	dt	dt	dt	dt	dt	DT	DT
Cook	ps	ps	ps	ps	ps	ps	ps	ps	ps
Darche	sub	sub	sub	sub	sub	sub	sub	sub	sub
Dilfer	dnp	dnp	qb	QB	QB	dnp	qb	dnp	dnp
Eaton	DT	DT	DT	DT	DT	DT	DT	DT	DT
Engram	wr	wr	wr	WR	wr	wr	wr	wr	wr
Evans	sub	sub	sub	sub	sub	sub	sub	sub	sub
Fauria	TE	TE	te	TE	TE	TE	TE	TE	TE
Feagles	p	p	p	p	p	p	p	p	p
Fuller	s	s	s	sub	in	sub	sub	fs	FS
Graham				rb	rb	rb	sub	rb	rb
Gray	RG	RG	RG	RG	RG	RG	RG	RG	RG
Hasselbeck	QB	QB	QB	*in	qb	QB	QB	QB	QB
Hilliard	RDE	de	de	de	de	de	de	de	de
Huard	*in	*in	*qb	dnp	*in	*in	*in	*in	*in
Huff	in	in	in	in	sub	sub	sub	sub	sub
Hutchinson	LG	LG	LG	LG	LG	LG	LG	LG	LG
Jackson	WR	WR	WR	WR	WR	WR	WR	WR	WR
Jones	LT	LT	LT	LT	LT	LT	LT	LT	LT
Kacyvenski	sub	sub	lb	lb	lb	lb	lb	lb	lb
Kelly	sub	sub	sub	sub	fs	FS	FS	FS	ir
King	dnp	RDE	RDE	RDE	RDE	RDE	RDE	RDE	RDE
Kirkland	MLB	MLB	MLB	MLB	MLB	MLB	MLB	MLB	MLB
LaBounty									
Lindell	k	k	k	k	k	k	k	k	k
Lucas	LCB	LCB	RCB	RCB	sub	cb	cb	cb	cb
McIntosh	in	RT	RT	in	sub	RT	sub	sub	sub
Mili	TE	te	TE	te	te	TE	te	te	TE
Miranda	RCB	RCB	cb	in	in	in	in	dnp	in
Norman	in	in	in	in	in	in	in	in	in
Randle	DT	DT	DT	DT	DT	DT	DT	in	dt
Robertson	FS	FS	FS	FS	FS	in	in	in	in
Robinson	wr	WR	WR	WR	WR	WR	WR	WR	WR
Rogers	sub	sub	wr	wr	in	sub	in	in	wr
Simmons	OLB	OLB	OLB	OLB	OLB	OLB	OLB	OLB	OLB
Sinclair	LDE	LDE	LDE	LDE	LDE	LDE	LDE	LDE	LDE
Springs	in	in	in	cb	LCB	LCB	LCB	LCB	LCB
Stewart	in	in	in	in	in	in	in	in	in
Strong	FB	FB	FB	fb	FB	fb	FB	FB	fb
Terry	lb	lb	lb	lb	lb	lb	lb	lb	lb
Tobeck	C	C	C	C	C	C	C	C	C
Tongue	SS	SS	SS	SS	SS	SS	SS	SS	SS
Watters	RB	RB	RB	in	in	in	in	in	in
Wedderburn	rt	sub	sub	sub	sub	sub	sub	sub	sub
Weiner	RT	sub	sub	RT	RT	sub	RT	RT	RT
J. Williams	wr	in	in	in	wr	in	wr	wr	in
W. Williams	in	in	LCB	LCB	RCB	RCB	RCB	RCB	RCB
Womack	in	in	in	sub	in	in	in	in	in
Woodard	dt	dt	dt	dt	dt	dt	dt	dt	dt

CAPS - starter; lower case - substitute at that position; sub - special teams only; dnp - did not play; in - inactive; *in - third quarterback; ps - practice squad; ir - injured reserve; nfi - non-football injury.

2001 PARTICIPATION

11/25 @KC	12/2 SD	12/9 @DEN	12/16 DAL	12/23 @NYG	12/30 @SD	1/6/02 KC	GP	GS	IN	DNP
RB	RB	RB	rb	RB	RB	RB	16	12	0	0
wr	wr	wr	wr	wr	wr	sub	16	0	0	0
lb	lb	lb	in	sub	in	in	13	0	3	0
ps	ps	ps	ps	ps	ps	in	2	0	2	0
wr	wr	sub	sub	sub	sub	sub	16	0	0	0
OLB	OLB	OLB	OLB	OLB	OLB	OLB	16	16	0	0
ps	ps	ps	ps	sub	sub	in	2	0	1	0
cb	cb	cb	cb	RCB	cb	eb	15	1	1	0
dt	dt	dt	dt	dt	dt	dt	16	2	0	0
ps	ps	ps	ps	in	in	in	0	0	3	0
sub	sub	sub	sub	sub	sub	sub	16	0	0	0
dnp	dnp	dnp	dnp	dnp	QB	QB	6	4	0	9
DT	DT	DT	DT	DT	DT	DT	16	16	0	0
wr	WR	wr	wr	WR	WR	wr	15	4	0	0
sub	fb	sub	fb	sub	sub	fb	16	0	0	0
te	te	TE	TE	te	te	TE	16	11	0	0
p	p	p	p	p	p	p	16	0	0	0
dnp	in	in	sub	in	in	s	10	1	5	1
sub	rb	in	in	rb	rb	rb	11	0	2	0
RG	RG	RG	RG	RG	RG	RG	16	16	0	0
QB	QB	QB	QB	QB	*in	dnp	13	12	2	1
RDE	RDE	RDE	RDE	RDE	RDE	RDE	16	8	0	0
*in	*in	*in	*in	*in	dnp	*in	1	0	13	2
sub	sub	sub	sub	sub	sub	sub	12	0	4	0
LG	LG	LG	LG	LG	LG	LG	16	16	0	0
WR	WR	WR	WR	WR	WR	WR	16	16	0	0
LT	LT	LT	LT	LT	LT	LT	16	16	0	0
lb	lb	lb	sub	sub	lb	lb	16	0	0	0
ir	ir	ir	ir	ir	ir	ir	8	3	4	0
in	in	in	in	in	in	ir	8	8	6	1
MLB	MLB	MLB	MLB	MLB	MLB	MLB	16	16	0	0
	de	de	in	ir	ir	ir	2	0	1	0
k	k	k	k	k	k	k	16	0	0	0
cb	RCB	RCB	RCB	cb	RCB	eb	16	8	0	0
sub	sub	sub	in	in	in	ir	10	3	5	0
TE	te	te	te	te	te	te	16	5	0	0
in	sub	sub	cb	cb	cb	in	8	2	7	1
in	in	in	in	in	in	in	0	0	16	0
DT	DT	DT	DT	DT	DT	DT	15	14	1	0
FS	FS	FS	FS	FS	FS	FS	12	12	4	0
WR	WR	WR	WR	WR	wr	wr	16	13	0	0
sub	sub	sub	sub	sub	sub	sub	13	0	3	0
OLB	OLB	OLB	OLB	OLB	OLB	OLB	16	16	0	0
LDE	LDE	LDE	LDE	LDE	LDE	LDE	16	16	0	0
LCB	sus	sus	sus	sus	exempt	LCB	9	7	3	0
in	in	in	dnp	in	in	in	0	0	15	1
FB	FB	FB	FB	FB	FB	FB	16	13	0	0
lb	lb	lb	lb	lb	lb	lb	16	0	0	0
C	C	C	C	C	C	C	16	16	0	0
SS	SS	SS	SS	SS	SS	SS	16	16	0	0
in	in	rb	RB	ir	ir	ir	5	4	8	0
sub	sub	sub	sub	sub	sub	sub	16	0	0	0
RT	RT	RT	RT	RT	RT	RT	16	13	0	0
in	in	in	in	in	WR	WR	6	2	10	0
RCB	LCB	LCB	LCB	LCB	LCB	LCB	14	14	2	0
in	in	in	sub	sub	sub	sub	5	0	11	0
dt	dt	dt	dt	dt	dt	dt	16	0	0	0

2001 OFFENSIVE STARTERS

DATE	GAME	WR	LT	LG	C	RG	RT	TE	WR	QB	RB	FB	K
Sept. 9	@ Cleveland	Mili (te)	Jones	Hutchinson	Tobeck	Gray	Weiner	Fauria	Jackson	Hasselbeck	Watters	Strong	Lindell
Sept. 23	Philadelphia	Robinson	Jones	Hutchinson	Tobeck	Gray	McIntosh	Fauria	Jackson	Hasselbeck	Watters	Strong	Lindell
Sept. 30	@ Oakland	Robinson	Jones	Hutchinson	Tobeck	Gray	McIntosh	Mili	Jackson	Hasselbeck	Watters	Strong	Lindell
Oct. 7	Jacksonville	Robinson	Jones	Hutchinson	Tobeck	Gray	Weiner	Fauria	Jackson	Differ	Alexander	Engram (wr)	Lindell
Oct. 14	Denver	Robinson	Jones	Hutchinson	Tobeck	Gray	Weiner	Fauria	Jackson	Differ	Alexander	Strong	Lindell
Oct. 28	Miami	Robinson	Jones	Hutchinson	Tobeck	Gray	McIntosh	Fauria	Jackson	Hasselbeck	Alexander	Mili (te)	Lindell
Nov. 4	@ Washington	Robinson	Jones	Hutchinson	Tobeck	Gray	Weiner	Fauria	Jackson	Hasselbeck	Alexander	Strong	Lindell
Nov. 11	Oakland	Robinson	Jones	Hutchinson	Tobeck	Gray	Weiner	Fauria	Jackson	Hasselbeck	Alexander	Strong	Lindell
Nov. 18	@ Buffalo	Robinson	Jones	Hutchinson	Tobeck	Gray	Weiner	Fauria	Jackson	Hasselbeck	Alexander	Strong	Lindell
Nov. 25	@ Kansas City	Robinson	Jones	Hutchinson	Tobeck	Gray	Weiner	Fauria	Jackson	Hasselbeck	Alexander	Mili (te)	Lindell
Dec. 2	San Diego	Robinson	Jones	Hutchinson	Tobeck	Gray	Weiner	Mili	Jackson	Hasselbeck	Alexander	Strong	Lindell
Dec. 9	@ Denver	Robinson	Jones	Hutchinson	Tobeck	Gray	Weiner	Engram (wr)	Jackson	Hasselbeck	Alexander	Strong	Lindell
Dec. 16	Dallas	Robinson	Jones	Hutchinson	Tobeck	Gray	Weiner	Fauria	Jackson	Hasselbeck	Alexander	Strong	Lindell
Dec. 23	@ NY Giants	Robinson	Jones	Hutchinson	Tobeck	Gray	Weiner	Fauria	Jackson	Hasselbeck	Watters	Strong	Lindell
Dec. 30	@ San Diego	Williams	Jones	Hutchinson	Tobeck	Gray	Weiner	Engram (wr)	Jackson	Hasselbeck	Alexander	Strong	Lindell
Jan. 6, '02	Kansas City	Williams	Jones	Hutchinson	Tobeck	Gray	Weiner	Fauria	Jackson	Differ	Alexander	Strong	Lindell

2001 DEFENSIVE STARTERS

DATE	GAME	LDE	LDT	RDT	RDE	OLB	MLB	OLB	LCB	RCB	SS	FS	P
Sept. 9	@ Cleveland	Sinclair	Eaton	Randle	Hilliard	Simmons	Kirkland	Brown	Lucas	Miranda	Tongue	Robertson	Feagles
Sept. 23	Philadelphia	Sinclair	Eaton	Randle	King	Simmons	Kirkland	Brown	Lucas	Miranda	Tongue	Robertson	Feagles
Sept. 30	@ Oakland	Sinclair	Eaton	Randle	King	Simmons	Kirkland	Brown	Williams	Lucas	Tongue	Robertson	Feagles
Oct. 7	Jacksonville	Sinclair	Eaton	Randle	King	Simmons	Kirkland	Brown	Williams	Lucas	Tongue	Robertson	Feagles
Oct. 14	Denver	Sinclair	Eaton	Randle	King	Simmons	Kirkland	Brown	Springs	Williams	Tongue	Robertson	Feagles
Oct. 28	Miami	Sinclair	Eaton	Randle	King	Simmons	Kirkland	Brown	Springs	Williams	Tongue	Kelly	Feagles
Nov. 4	@ Washington	Sinclair	Eaton	Randle	King	Simmons	Kirkland	Brown	Springs	Williams	Tongue	Kelly	Feagles
Nov. 11	Oakland	Sinclair	Eaton	Cochran	King	Simmons	Kirkland	Brown	Springs	Williams	Tongue	Kelly	Feagles
Nov. 18	@ Buffalo	Sinclair	Eaton	Cochran	King	Simmons	Kirkland	Brown	Springs	Williams	Tongue	Kelly	Feagles
Nov. 25	@ Kansas City	Sinclair	Eaton	Randle	Hilliard	Simmons	Kirkland	Brown	Springs	Williams	Tongue	Robertson	Feagles
Dec. 2	San Diego	Sinclair	Eaton	Randle	Hilliard	Simmons	Kirkland	Brown	Williams	Lucas	Tongue	Robertson	Feagles
Dec. 9	@ Denver	Sinclair	Eaton	Randle	Hilliard	Simmons	Kirkland	Brown	Williams	Lucas	Tongue	Robertson	Feagles
Dec. 16	Dallas	Sinclair	Eaton	Randle	Hilliard	Simmons	Kirkland	Brown	Williams	Lucas	Tongue	Robertson	Feagles
Dec. 23	@ NY Giants	Sinclair	Eaton	Randle	Hilliard	Simmons	Kirkland	Brown	Williams	Lucas	Tongue	Robertson	Feagles
Dec. 30	@ San Diego	Sinclair	Eaton	Randle	Hilliard	Simmons	Kirkland	Brown	Williams	Charlton	Tongue	Robertson	Feagles
Jan. 6, '02	Kansas City	Sinclair	Eaton	Randle	Hilliard	Simmons	Kirkland	Brown	Williams	Lucas	Tongue	Robertson	Feagles
									Williams	Springs	Tongue	Robertson	Feagles

2001 OFFENSE

	9/9 @CLE	9/23 PHI	9/30 @OAK	10/7 JAC	10/14 DEN	10/28 MIA	11/4 @WASH
Points	9	3	14	24	34	20	14
1st Quarter	0	0	0	14	10	0	7
2nd Quarter	3	3	0	7	14	14	0
3rd Quarter	3	0	7	0	7	3	7
4th Quarter	3	0	7	3	3	3	0
Overtime	-	-	-	-	-	-	-
First Downs	16	9	21	21	21	18	12
Rushing	7	5	3	9	11	4	2
Passing	7	2	15	11	6	10	10
Penalty	2	2	3	1	4	4	0
3rd Down Eff.	6/16	4/16	4/13	4/12	6/12	6/14	4/9
Percentage	37.5	25.0	30.7	33.3	50.0	42.8	44.4
4th Down Eff	1/2	-	2/4	-	-	1/1	0/1
Percentage	50.0	-	50.0	-	-	100	00.0
Total Net Yds.	251	147	348	395	254	302	275
Plays	65	57	70	61	60	62	48
Avg. per Play	3.9	2.6	5.0	6.5	4.2	4.9	5.7
Net Yds. Rushing	109	126	42	185	161	96	60
Rushing Plays	26	26	16	36	40	30	14
Avg. per Play	4.2	4.8	2.6	5.1	4.0	3.2	4.3
Net Yds. Passing	142	21	306	210	93	206	215
Sacked/Yds. Lost	5/36	7/41	7/37	2/9	2/17	4/24	4/33
Gross Yds. Passing	178	62	343	219	110	230	248
Att./Comp.	34/20	24/9	47/25	23/15	18/12	28/16	30/14
Interceptions	2	0	1	1	0	0	3
Avg. per Pass	3.6	0.7	5.7	8.4	4.7	6.4	6.3
Punts/Avg.	4/47.0	10/46.6	4/44.8	6/39.2	3/44.3	3/48.7	4/47.3
Blocked	0	0	0	0	0	0	0
Punt Ret./Yds.	2/46	5/17	3/52	2/3	3/50	1/0	3/46
Kickoff Ret./Yds.	3/93	5/94	5/75	5/104	4/42	5/101	5/83
Int. Ret./Yds.	1/5	0/0	0/0	0/0	3/62	2/0	1/24
Penalties/Yds.	1/5	7/62	5/50	7/60	8/84	5/40	1/16
Fumbles/Lost	2/0	2/1	2/2	1/1	1/1	3/2	4/1
Touchdowns	0	0	2	3	4	2	2
Rushing	0	0	1	2	2	0	1
Passing	0	0	1	1	0	2	1
Special Teams	0	0	0	0	1	0	0
Defense	0	0	0	0	1	0	0
Safeties	0	0	0	0	0	0	0
1 Pt. PAT/Att.	0/0	0/0	2/2	3/3	4/4	2/2	2/2
2 Pt. PAT/Att.	0/0	0/0	0/0	0/0	0/0	0/0	0/0
FG Made/Att.	3/4	1/1	0/2	1/2	2/2	2/4	0/0
Time of Poss.	30:08	27:24	30:02	33:06	31:08	31:05	20:42
Take/Give Ratio	1/2	1/1	1/3	2/2	3/1	4/2	1/4
Avg. Drive Start	30	20	25	31	32	36	27

2001 OFFENSE

11/11 OAK	11/18 @BUF	11/25 @KC	12/2 SD	12/9 @DEN	12/16 DAL	12/23 @NYG	12/30 @SD	1/6/02 KC
34	23	7	13	7	29	24	25	21
6	3	0	7	0	10	7	0	0
7	7	7	0	7	0	10	14	14
14	7	0	3	0	2	7	8	7
7	6	0	0	0	17	0	3	0
-	-	-	3	-	-	-	-	-
26	16	11	18	15	22	14	14	20
17	9	5	7	2	12	3	2	9
9	7	6	9	11	7	10	10	11
0	0	0	2	2	3	1	2	0
6/12	4/11	4/12	9/20	5/14	3/13	3/12	1/11	8/16
50.0	36.4	33.3	45.0	35.7	23.1	25.0	9.1	50.0
-	-	-	1/1	1/3	2/4	-	-	0/1
-	-	-	100	33.3	50.0	-	-	00.0
497	246	204	309	277	312	259	307	389
66	55	46	73	63	71	59	51	73
7.5	4.5	4.4	4.2	4.4	4.4	4.4	6.0	5.3
319*	112	65	117	70	173	98	61	150
42	32	17	36	21	44	30	25	33
7.6	3.5	3.8	3.3	3.3	3.9	3.3	2.4	4.5
178	134	139	192	207	139	161	246	239
1/3	0/0	3/23	2/10	5/36	1/13	3/24	3/21	1/9
181	134	162	202	243	152	185	267	248
23/15	23/16	26/16	35/19	37/17	26/13	26/15	23/14	39/22
0	0	0	0	2	0	1	0	2
7.4	5.8	4.8	5.2	4.9	5.1	5.6	9.5	6.0
4/39.0	4/49.3	7/42.7	7/37.6	4/48.8	4/47.0	8/45.9	9/42.1	5/30.0
0	0	0	0	0	0	0	0	1
0/0	1/4	1/10	1/13	1/17	1/12	3/42	2/12	4/28
6/125	4/41	5/123	3/92	5/98	3/51	6/140	6/176	3/58
0/0	0/0	0/0	2/5	1/25	1/38	0/0	2/5	1/22
3/20	7/57	4/35	3/24	5/62	0/0	2/10	4/24	4/30
2/0	0/0	0/0	0/0	0/0	1/0	2/1	3/0	1/0
4	2	1	1	1	3	3	3	3
3	1	0	1	0	2	1	0	1
1	1	1	0	1	0	1	3	2
0	0	0	0	0	1	1	0	0
0	0	0	0	0	0	0	0	0
0	0	0	0	0	1	0	0	0
4/4	2/2	1/1	1/1	1/1	3/3	3/3	3/3	3/3
0/0	0/0	0/0	0/0	0/0	0/0	0/0	1/1	0/0
2/2	3/3	0/1	2/4	0/1	2/2	1/1	1/2	0/1
34:31	29:47	24:33	36:59	28:42	34:42	29:30	25:51	32:41
1/0	2/0	0/0	3/0	2/2	1/0	2/2	2/0	1/2
28	37	33	26	32	33	34	28	33

* team record

2001 DEFENSE

	9/9 @CLE	9/23 PHI	9/30 @OAK	10/7 JAC	10/14 DEN	10/28 MIA	11/4 @WASH
Points	6	17	38	15	24	24	27
1st Quarter	0	3	7	3	0	0	10
2nd Quarter	3	14	17	9	14	10	10
3rd Quarter	0	0	14	3	7	7	7
4th Quarter	3	0	0	0	3	7	0
Overtime	-	-	-	-	-	-	-
First Downs	13	18	17	18	20	15	21
Rushing	8	6	5	3	2	6	12
Passing	5	10	11	14	13	9	9
Penalty	0	2	1	1	5	0	0
3rd Down Eff.	8/17	8/20	6/14	4/14	6/12	8/12	11/17
Percentage	47.1	40.0	42.8	28.6	50.0	66.7	64.7
4th Down Eff.	-	1/1	-	0/2	-	-	-
Percentage	-	100	-	00.0	-	-	-
Total Net Yds.	239	344	344	256	281	290	365
Plays	61	73	58	63	59	55	70
Avg. per Play	3.9	4.7	5.9	4.1	4.8	5.3	5.2
Net Yds. Rushing	90	102	93	57	92	77	230
Rushing Plays	25	31	25	21	20	34	45
Avg. per Play	3.6	3.3	3.7	2.7	4.6	2.3	5.1
Net Yds. Passing	149	242	251	199	189	213	135
Sacks/Yds. Lost	3/27	5/41	1/0	3/34	3/20	0/0	2/17
Gross Yds. Passing	176	283	251	233	209	213	152
Att./Comp.	33/17	37/24	32/22	39/21	36/24	21/15	23/15
Interceptions	1	0	0	0	3	2	1
Avg. per Pass	4.1	5.8	7.6	4.7	4.8	10.0	5.4
Punts/Avg.	6/47.0	5/52.4	6/44.5	4/44.5	5/36.4	2/45.0	4/42.0
Blocked	0	0	0	0	1	0	0
Punt Ret./Yds.	1/1	7/86	3/32	3/45	2/92	2/11	2/15
Kickoff Ret./Yds.	3/28	1/19	3/44	4/79	6/136	5/109	3/76
Int. Ret./Yds.	2/9	0/0	1/0	1/0	0/0	0/0	3/9
Penalties/Yds.	4/43	5/30	12/89	4/24	12/148	9/57	6/45
Fumbles/Lost	0/0	1/1	2/1	3/2	1/0	2/2	0/0
Touchdowns	0	3	5	1	3	3	3
Rushing	0	1	1	0	0	2	1
Passing	0	2	3	1	2	1	2
Special Teams	0	0	0	0	1	0	0
Defense	0	0	1	0	0	0	0
Safeties	0	0	0	0	0	0	0
1 Pt PAT/Att.	0/0	3/3	5/5	0/0	3/3	3/3	3/3
2 Pt PAT/Att.	0/0	0/0	0/0	0/1	0/0	0/0	0/0
FG Made/Att.	2/3	2/3	1/1	3/4	0/0	1/1	2/2
Time of Poss.	29:52	32:36	29:58	26:54	28:52	28:55	39:18
Take/Give Ratio	2/1	1/1	3/1	2/2	1/3	2/4	4/1
Avg. Drive Start	21	34	41	34	28	33	31

2001 DEFENSE

11/11 OAK	11/18 @BUF	11/25 @KC	12/2 SD	12/9 @DEN	12/16 DAL	12/23 @NYG	12/30 @SD	1/6/02 KC
27	20	19	10	20	3	27	22	18
3	0	3	0	7	0	7	10	0
7	10	7	3	3	3	10	3	0
10	3	0	7	10	0	0	3	10
7	7	9	0	0	0	10	6	8
-	-	-	0	-	-	-	-	-
20	25	23	19	20	10	22	21	18
5	4	12	7	5	6	4	1	6
15	18	10	9	12	4	17	20	10
1	3	1	3	3	0	1	0	2
3/10	3/10	4/11	4/12	7/14	6/16	5/14	5/16	4/14
30.0	30.0	36.4	33.3	50.0	37.5	35.7	31.3	28.6
1/1	1/1	1/1	-	1/1	0/2	-	-	1/2
100	100	100	-	100	00.0	-	-	50.0
338	372	433	292	309	218	420	398	308
58	66	73	61	67	58	69	73	64
5.8	5.6	5.9	4.8	4.6	3.8	6.1	5.5	4.8
88	69	188	107	165	102	88	52	126
18	22	44	27	28	21	21	16	28
4.9	3.1	4.3	4.0	5.9	4.9	4.2	3.3	4.5
250	303	245	185	144	116	332	346	182
2/7	2/13	3/11	1/10	2/14	4/19	1/6	4/31	3/2
257	316	256	195	158	135	338	377	184
38/24	42/28	26/16	33/19	37/21	33/14	47/30	53/34	33/15
0	0	0	2	1	1	0	2	1
6.3	6.9	8.4	5.4	3.7	3.1	6.9	6.1	5.1
3/46.0	3/39.0	4/39.8	5/38.0	4/40.0	7/35.7	7/44.3	5/44.2	6/39.7
0	0	0	0	0	0	0	0	0
0/0	1/8	4/24	4/45	3/49	2/2	4/24	4/25	1/3
7/220	6/127	2/34	3/58	2/45	6/93	5/63	4/67	4/75
0/0	0/0	0/0	0/0	2/0	0/0	1/3	0/0	2/15
5/25	4/23	3/20	7/46	6/45	6/70	6/61	10/64	2/15
3/1	4/2	2/0	1/1	2/1	3/0	2/2	0/0	1/0
3	2	2	1	2	0	3	1	2
0	0	2	1	0	0	1	0	1
2	2	0	0	2	0	1	0	1
1	0	0	0	0	0	1	0	0
0	0	0	0	0	0	0	0	0
0	0	0	0	0	0	0	0	0
3/3	2/2	1/1	1/1	2/2	0/0	3/3	1/1	2/2
0/0	0/0	0/1	0/0	0/0	0/0	0/0	0/0	0/1
2/2	2/3	2/2	1/2	2/2	1/1	2/2	5/5	1/3
25:29	30:13	35:27	29:24	31:18	25:18	30:30	34:09	27:19
0/1	0/2	0/0	0/3	2/2	0/1	2/2	0/2	2/1
27	24	22	35	27	26	18	33	35

2001

3RD DOWN EFFICIENCY

DATE	TEAM	YARDS TO GO										TOTAL	PCT.
		1	2	3	4	5	6	7	8	9	10+		
9/9	Seahawks	2-2	0-0	1-2	1-1	0-1	1-1	0-1	0-1	0-2	1-5	6-16	37.5
	@ Cleveland	3-3	0-0	1-1	1-2	1-3	1-1	0-1	1-1	0-0	0-5	8-17	47.1
9/23	Seahawks	0-0	0-2	0-2	1-1	0-0	0-2	0-1	0-0	2-2	1-6	4-16	25.0
	Philadelphia	0-0	2-3	0-1	0-1	2-2	0-3	2-2	1-1	1-2	0-5	8-20	40.0
9/30	Seahawks	0-0	0-0	0-1	0-1	0-1	0-2	0-1	0-1	0-0	4-6	4-13	30.8
	@ Oakland	1-1	0-4	2-4	1-1	2-3	0-1	0-0	0-0	0-0	0-0	6-14	42.9
10/7	Seahawks	0-2	1-2	0-0	1-1	1-1	0-0	0-1	0-0	0-1	1-4	4-12	33.3
	Jacksonville	0-2	0-0	0-1	0-3	0-0	1-2	0-1	2-2	0-0	1-3	4-14	28.6
10/14	Seahawks	2-2	2-2	0-0	2-2	0-0	0-0	0-0	0-0	0-1	0-5	6-12	50.0
	Denver	1-1	0-0	0-1	0-0	2-2	0-1	0-1	3-3	0-1	0-2	6-12	50.0
10/28	Seahawks	0-1	0-0	0-0	2-3	1-1	1-3	0-0	0-0	1-2	1-4	6-14	42.9
	Miami	2-2	0-2	1-1	0-0	0-0	1-2	0-0	2-2	0-0	2-3	8-12	66.7
11/4	Seahawks	0-0	0-0	0-0	0-0	0-0	0-1	0-1	0-1	1-1	3-5	4-9	44.4
	@ Washington	4-4	1-1	1-1	0-0	2-3	0-1	2-2	1-2	0-0	0-3	11-17	64.7
11/11	Seahawks	2-2	1-1	0-0	2-2	1-1	0-3	0-2	0-0	0-0	0-1	6-12	50.0
	Oakland	0-1	1-1	0-1	0-0	0-0	0-0	0-2	0-0	1-1	1-4	3-10	30.0
11/18	Seahawks	0-1	0-0	0-1	3-3	0-0	0-0	1-1	0-1	0-0	0-4	4-11	36.4
	@ Buffalo	1-2	1-1	0-1	0-0	0-0	1-1	0-2	0-0	0-1	0-2	3-10	30.0
11/25	Seahawks	0-0	1-1	0-1	1-1	1-2	0-0	0-1	0-1	0-0	1-5	4-12	33.3
	@ Kansas City	0-2	0-0	0-0	1-2	1-2	0-1	1-1	1-1	0-0	0-2	4-11	36.4
12/2	Seahawks	3-3	2-2	1-3	0-0	0-1	0-0	2-4	0-2	1-3	0-2	9-20	45.0
	San Diego	2-4	0-0	0-0	0-0	0-0	0-1	0-1	1-2	0-0	1-4	4-12	33.3
12/9	Seahawks	0-0	0-1	1-2	0-0	0-2	0-0	1-1	0-1	0-2	3-5	5-14	35.7
	@ Denver	2-2	0-1	1-2	1-2	1-1	0-0	1-2	1-2	0-0	0-2	7-14	50.0
12/16	Seahawks	0-1	0-3	1-1	1-3	0-3	0-0	1-1	0-0	0-0	0-1	3-13	23.1
	Dallas	2-2	0-0	1-1	0-0	0-2	1-2	1-1	0-2	0-2	1-4	6-16	37.5
12/23	Seahawks	0-1	2-2	0-1	1-3	0-1	0-1	0-1	0-0	0-0	0-2	3-12	25.0
	@ NY Giants	1-3	0-0	1-2	0-1	0-1	0-0	1-2	0-1	0-1	2-3	5-14	35.7
12/30	Seahawks	0-0	1-1	0-1	0-2	0-1	0-0	0-1	0-1	0-1	0-4	1-11	9.1
	@ San Diego	0-1	0-1	2-3	0-0	0-1	0-2	1-1	0-0	0-1	2-6	5-16	31.3
1/6/02	Seahawks	1-1	0-1	0-1	1-1	1-2	1-2	0-0	2-3	0-1	2-4	8-16	50.0
	Kansas City	0-0	0-0	1-2	0-1	0-2	0-0	1-4	0-0	0-1	2-4	4-14	28.6
Totals	Seahawks	10-1610-18	4-15	16-24	5-17	3-15	5-17	2-12	5-16	17-63	77-213	36.2	
	Opponents	19-30	5-14	11-22	4-13	11-22	5-18	10-23	13-19	2-10	12-52	92-223	41.3

2001

DRIVE CHART

-----DRIVE ENDED BY-----

DATE	TEAM	DRIVES	3/OUT	TD	FG	FGA	PNT	DWN	TO	SAF	CLK	PTS	PTS/DRV	EFF.
9/9	Seahawks	11	1	0	3	4	4	1	2	0	0	9	0.8	27.2
	@ Cleveland	11	2	0	2	3	6	0	1	0	1	6	0.5	18.2
9/23	Seahawks	13	7	0	1	1	10	0	1	0	1	3	0.2	7.7
	Philadelphia	13	4	3	2	3	5	0	1	0	1	27	2.1	38.5
9/30	Seahawks	13	3	2	0	2	4	2	2	0	1	14	1.1	15.4
	@ Oakland	12	3	4	1	1	6	0	1	0	0	31	2.6	41.7
10/7	Seahawks	13	5	3	1	2	6	0	2	0	0	24	1.9	30.8
	Jacksonville	14	3	1	3	4	4	1	2	0	2	15	1.1	28.6
10/14	Seahawks	10	1	2	2	2	3	0	1	0	2	20	2.0	40.0
	Denver	10	2	2	0	0	5	0	3	0	0	14	1.4	20.0
10/28	Seahawks	11	3	2	2	4	3	0	2	0	0	20	1.8	36.4
	Miami	11	2	3	1	1	2	0	3	0	2	24	2.2	36.4
11/4	Seahawks	11	2	2	0	0	4	1	4	0	0	14	1.3	18.2
	@ Washington	12	2	3	2	2	4	0	1	0	2	27	2.3	41.7
11/11	Seahawks	10	1	4	2	2	4	0	0	0	0	34	3.4	60.0
	Oakland	11	1	3	2	2	3	0	1	0	2	27	2.5	45.5
11/18	Seahawks	11	3	2	3	3	4	0	0	0	2	23	2.1	45.5
	@ Buffalo	10	3	2	2	3	3	0	2	0	0	20	2.0	40.0
11/25	Seahawks	9	3	1	0	1	7	0	0	0	0	7	0.8	11.1
	@ Kansas City	10	1	2	2	2	4	0	0	0	2	19	1.9	40.0
12/2	Seahawks	13	5	1	2	4	7	0	0	0	1	13	1.0	23.0
	San Diego	11	1	1	1	2	5	0	3	0	0	10	0.9	18.2
12/9	Seahawks	11	1	1	0	1	4	1	2	0	1	7	0.6	9.1
	@ Denver	11	2	2	2	2	4	0	2	0	1	20	1.8	36.4
12/16	Seahawks	11	2	2	2	2	4	2	0	0	1	20	1.8	36.4
	Dallas	11	3	0	1	1	7	2	1	0	0	3	27.3	9.1
12/23	Seahawks	14	2	2	1	1	8	0	2	0	1	17	1.2	21.4
	@ NY Giants	14	3	2	2	2	7	0	2	0	1	20	1.4	28.6
12/30	Seahawks	14	7	3	1	2	9	0	0	0	0	25	1.8	28.6
	@ San Diego	13	3	1	5	5	5	0	2	0	0	22	1.7	46.1
1/6/02	Seahawks	13	4	3	0	1	5	1	2	0	1	21	1.6	23.1
	Kansas City	13	4	2	1	3	5	1	1	0	0	18	1.4	23.1
Totals	Seahawks	188	50	30	20	32	86	9	20	0	11	271	1.4	26.6
	Opponents	187	39	31	29	36	76	5	26	0	14	303	1.6	32.1

2001

INSIDE THE 20

DATE	TEAM	TRIPS/SCORES	TD	ATT/FG	POINTS	INT	FUM	DOWN	TO	CLOCK
9/9	Seahawks	1/1	0	1/1	3	0	0	0	0	0
	@ Cleveland	1/1	0	1/1	3	0	0	0	0	0
9/23	Seahawks	1/1	0	1/1	3	0	0	0	0	0
	Philadelphia	2/2	1	1/1	10	0	0	0	0	0
9/30	Seahawks	2/2	2	0/0	14	0	0	0	0	0
	@ Oakland	4/4	3	1/1	24	0	0	0	0	0
10/7	Seahawks	4/4	3	1/1	24	0	0	0	0	0
	Jacksonville	2/3	1	1/1	10	0	1	0	0	0
10/14	Seahawks	3/4	1	2/2	13	0	1	0	0	0
	Denver	2/2	2	0/0	14	0	0	0	0	0
10/28	Seahawks	3/5	2	1/3	17	0	0	0	0	0
	Miami	2/2	2	0/0	14	0	0	0	0	0
11/4	Seahawks	0/1	0	0/0	0	0	1	0	0	0
	@ Washington	4/4	3	1/1	24	0	0	0	0	0
11/11	Seahawks	5/5	3	2/2	34	0	0	0	0	0
	Oakland	3/3	2	1/1	17	0	0	0	0	0
11/18	Seahawks	2/2	2	0/0	14	0	0	0	0	0
	@ Buffalo	4/5	2	2/3	20	0	0	0	0	0
11/25	Seahawks	0/0	0	0/0	0	0	0	0	0	0
	@ Kansas City	4/5	2	2/2	19	0	0	0	0	1
12/2	Seahawks	2/2	1	1/1	10	0	0	0	0	0
	San Diego	2/3	1	1/1	10	1	0	0	0	0
12/9	Seahawks	0/1	0	0/0	0	0	0	1	0	0
	@ Denver	3/3	2	1/1	16	0	0	0	0	0
12/16	Seahawks	4/4	2	2/2	20	0	0	0	0	0
	Dallas	1/1	0	1/1	3	0	0	0	0	0
12/23	Seahawks	2/2	1	1/1	10	0	0	0	0	0
	@ NY Giants	3/3	1	2/2	13	0	0	0	0	0
12/30	Seahawks	0/0	0	0/0	0	0	0	0	0	0
	@ San Diego	6/6	1	5/5	22	0	0	0	0	0
1/6/02	Seahawks	2/3	2	0/0	14	1	0	0	0	0
	Kansas City	3/3	2	1/1	15	0	0	0	0	0
Totals	Seahawks	31/37	19	12/14	169	1	2	1	0	0
	Opponents	46/49	25	21/22	237	1	1	0	0	1

2001 SUPERLATIVES

Overall	9-7	When Leading at Halftime	7-1
Home	6-2	When Trailing at Halftime	0-5
Road	3-5	When Tied at Halftime	2-1
		When Leading After 3 Quarters	8-1
By Month		When Trailing After 3 Quarters	0-5
September	1-2	When Tied After 3 Quarters	1-1
October	2-1	When Scoring...	
November	2-2	First	6-1
December	3-2	19 or fewer points	2-5
January	1-0	20 or more points	7-2
Turf		When Outrushing Opponents	9-3
FieldTurf	6-2	When + in time of possession	7-2
Natural Grass	2-5	When - in time of possession	2-5
Artificial	1-0	When = in time of possession	0-0
vs. AFC	8-4	When + in takeaway/giveaway	6-1
West	5-3	When - in takeaway/giveaway	2-2
Central	1-0	When = in takeaway/giveaway	1-4
East	2-1	With a 100-yard rusher	5-0
vs. NFC	1-3	With a 100-yard receiver	2-3
West	0-0	With a 300-yard passer	0-0
Central	0-0	Versus an opponent 100-yard rusher	1-3
East	1-3	Versus an opponent 100-yard receiver	1-2
		Versus an opponent 300-yard passer	2-1

2001 WEEKLY RANKINGS

NFL

AFC

WEEK	OFFENSE			DEFENSE			WEEK	OFFENSE			DEFENSE		
	TOTAL	RUSH	PASS	TOTAL	RUSH	PASS		TOTAL	RUSH	PASS	TOTAL	RUSH	PASS
1	24t	10t	24	4	12	8	1	14t	8	14	3	7	4
2	30	10	31	12	11	13	2	16	8	16	6	7	7
3	28	24	26	14	14	17	3	16	15	13	8	8	10
4	23	15	24	11	6t	16	4	12	8	11	6	5	11
5	26	7	28	9	6	16	5	15	4	15	6	3	11
6 (bye)	26	6	28	9	5	17	6 (bye)	13	4	15	5	3	11
7	26	7	26	9	5	16	7	14	5	13	6	4	11
8	27	13t	26	12	15	10	8	15	8t	13	6	8	7
9	17	5	26	11	11t	16	9	9	3	13	5	7	11
10	22	5	27	14	10	19	10	10	3	14	8	6	12
11	24	7	27	20	13	20	11	12	4	14	11	9	11
12	24	5	27	17	15	20	12	12	3	14	9	7	12
13	23	7	27	18	18	18	13	12	4	14	11	9	11
14	23	6	28	15	15t	16	14	12	4	15	8	9	10
15	25	7	27	21	15	19	15	14	5	14	11	7	12
16	25	8	28	20	14	22	16	14	5	15	10	7	12
17	25	9	27	20	15	23	17	15	5	14	10	8	13

2001 MISCELLANEOUS

QB	DRIVES STARTED	DRIVE ENGINEERING									POINTS YIELDED	POINTS DRIVE	DRIVE EFF.
		TD	FG	FGA	PNT	DWN	TO	SAF	Gm	HLF			
Hasselbeck	131	16	16	25	60	6	14	0	2	5	160	1.2	24.4
Dilfer	55	13	4	7	26	2	6	0	2	1	104	1.9	30.9
Huard	2	1	0	0	0	0	0	0	1	0	7	3.5	50.0
Seattle	188	30	20	32	86	9	20	0	5	6	271	1.4	26.6
Opponents	187	31	29	36	76	5	26	0	9	5	303	1.6	32.1

TEAM	YARDS GAINED BY DOWN														
	1ST DOWN			2ND DOWN			3RD DOWN			4TH DOWN			SEASON		
	ATT.	YDS.	AVG.	ATT.	YDS.	AVG.	ATT.	YDS.	AVG.	ATT.	YDS.	AVG.	ATT.	YDS.	AVG.
Seattle	422	2030	4.8	328	1421	4.3	213	1285	6.0	16	41	2.6	979	4777	4.9
Opponents	452	2233	4.9	340	1724	5.1	223	1191	5.3	12	58	4.8	1027	5206	5.1

TEAM	FIRST DOWN TENDENCIES												
	RUSHING			PASSING			OVERALL			TIMES GAINED			
	ATT.	YDS.	AVG.	ATT.	YDS.	AVG.	ATT.	YDS.	AVG.	10+	5+	0	NEG.
Seattle	233	940	4.0	189	1090	5.8	422	2030	4.8	66	100	25	49
Opponents	225	906	4.0	227	1327	5.8	452	2233	4.9	86	104	32	43

TEAM	GOAL-TO-GO									
	ATT.	TD	FG	FGA	INT.	FUMBLE	DOWN	GAME	PTS.	
Seattle	19	11	5	6	0	2	0	0	92	
Opponents	25	19	6	6	0	0	0	0	152	

	TAKEAWAYS/GIVEAWAYS											
	NO.	RESULTING IN...	TD	FG	FGA	SAFETY	INT.	FUMBLE	PUNT	DOWN	GAME	PTS.
Takeaways	27		7	3	8	0	0	1	10	0	0	58
Giveaways	21		5	5	6	0	0	0	5	1	2	49

TIMES LEADING THE TEAM IN...

- Receptions:** **Jackson, 11** (at Cle, 9/9) (Phi, 9/23) (Den, 10/14) (Mia, 10/28) (Oak, 11/11) (at Buf, 10/18) (SD, 12/2) (at Den, 12/9) (at NYG, 12/23) (at SD, 12/30) (KC, 1/6/02); **Alexander, 5** (at Oak, 9/30) (at Wash, 11/4) (at Buf, 11/18) (at KC, 11/25) (KC, 1/6/02); **Engram, 2** (Phi, 9/30) (Jac, 10/7); **Fauria, 1** (Phi, 9/30); **Watters, 1** (Dal, 12/16).
- Receiving Yds.:** **Jackson, 9** (at Oak, 9/30) (Mia, 10/28) (Oak, 11/11) (at Buf, 11/18) (SD, 12/2) (at Den, 12/9) (Dal, 12/16) (at SD, 12/30) (KC, 1/6/02); **Engram, 3** (Phi, 9/23) (Jac, 10/7) (Den, 10/14); **Robinson, 2** (at Cle, 9/9) (at NYG, 12/23); **Alexander, 1** (at KC, 11/25); **Williams, 1** (at Wash, 11/4).
- Rushing Yds.:** **Alexander, 13**; **Watters, 3** (at Cle, 9/9) (Phi, 9/23) (Dal, 12/16).
- Tackles:** **Simmons, 6** (at Cle, 9/9) (Oak, 11/11) (at Buf, 11/18) (SD, 12/2) (Dal, 12/16) (at NYG, 12/23); **Kirkland, 4** (Phi, 9/23) (at Oak, 9/30) (Mia, 10/28) (at Wash, 11/4); **Robertson, 3** (at Oak, 9/30) (at Den, 12/9) (at NYG, 12/23); **C. Brown, 2** (at KC, 11/25) (at NYG, 12/23); **Lucas, 2** (at Oak, 9/30) (at SD, 12/30); **Tongue, 2** (Jac, 10/7) (Den, 10/14); **Kacyvenski, 1** (KC, 1/6/02); **Kelly, 1** (at Wash, 11/4).
- Sacks:** **C. Brown, 6** (at Cle, 9/9) (Phi, 9/30) (Jac, 10/7) (at Wash, 11/4) (at Buf, 11/18) (at KC, 11/25); **Randle, 6** (at Oak, 9/30) (Den, 10/14) (at KC, 11/25) (at Den, 12/9) (Dal, 12/16) (at SD, 12/30); **Cochran, 3** (Oak, 11/11) (at KC, 11/25) (at NYG, 12/23); **Simmons, 2** (SD, 12/2) (Dal, 12/16); **Sinclair, 2** (Den, 10/14) (KC, 1/6/02); **Charlton, 1** (Dal, 12/16); **Eaton, 1** (Oak, 11/11); **Joseph, 1** (Dal, 12/16); **Terry, 1** (at Buf, 11/18); **Tongue, 1** (Den, 10/14).

2001 HONORS

SHAUN ALEXANDER, RB

AFC Offensive Player of the Week 4 (vs. Jacksonville)

AFC Offensive Player of the Week 9 (vs. Oakland)

STEVE HUTCHINSON, G

All-Rookie Team

Football News

WALTER JONES, T

AFC Pro Bowl Team

All-Pro Team

Associated Press

Sports Illustrated Dr. Z

Pro Football Weekly

Football News

JOHN RANDLE, DT

AFC Pro Bowl Team

All-Pro Team

Pro Football Weekly

CHARLIE ROGERS, KR

AFC Special Teams Player of the Week 16 (at San Diego)

ANTHONY SIMMONS, LB

All-Pro Second Team

Football Digest

MACK STRONG, FB

Steve Largent Award

(awarded to the player who exemplifies the spirit, dedication and integrity of the Seahawks)

2001 STANDINGS

AFC

Eastern Division	W	L	T	Pct.	Pts.	Opp.
New England*	11	5	0	.688	371	272
Miami#	11	5	0	.688	344	290
N.Y. Jets#	10	6	0	.625	308	295
Indianapolis	6	10	0	.375	413	486
Buffalo	3	13	0	.188	265	420
Central Division	W	L	T	Pct.	Pts.	Opp.
Pittsburgh*	13	3	0	.812	352	212
Baltimore#	10	6	0	.625	303	265
Cleveland	7	9	0	.438	285	319
Tennessee	7	9	0	.438	336	388
Jacksonville	6	10	0	.375	294	286
Cincinnati	6	10	0	.375	226	309
Western Division	W	L	T	Pct.	Pts.	Opp.
Oakland*	10	6	0	.625	399	327
Seattle	9	7	0	.562	301	324
Denver	8	8	0	.500	340	339
Kansas City	6	10	0	.375	320	344
San Diego	5	11	0	.312	332	321

NFC

Eastern Division	W	L	T	Pct.	Pts.	Opp.
Philadelphia*	11	5	0	.688	343	208
Washington	8	8	0	.500	256	303
NY Giants	7	9	0	.438	294	321
Arizona	7	9	0	.438	295	343
Dallas	5	11	0	.312	246	338
Central Division	W	L	T	Pct.	Pts.	Opp.
Chicago*	13	3	0	.812	338	203
Green Bay#	12	4	0	.750	390	266
Tampa Bay#	9	7	0	.562	324	280
Minnesota	5	11	0	.312	290	390
Detroit	2	14	0	.125	270	424
Western Division	W	L	T	Pct.	Pts.	Opp.
St. Louis*	14	2	0	.875	503	273
San Francisco#	12	4	0	.750	409	282
New Orleans	7	9	0	.438	333	409
Atlanta	7	9	0	.438	291	377
Carolina	1	15	0	.062	253	410

AFC Wild Card

OAKLAND 38, NY JETS 24
BALTIMORE 20, MIAMI 3

AFC Divisional

NEW ENGLAND 16, OAKLAND 13
PITTSBURGH 27, BALTIMORE 10

AFC Championship

New England 24, PITTSBURGH 17

NFC Wild Card

PHILADELPHIA 31, TAMPA BAY 9
GREEN BAY 25, SAN FRANCISCO 15

NFC Divisional

PHILADELPHIA 33, CHICAGO 19
ST. LOUIS 45, GREEN BAY 17

NFC Championship

ST. LOUIS 29, PHILADELPHIA 24

Super Bowl XXXVI

New England 20, St. Louis 17

ALL-TIME REVIEW



ALL-TIME REVIEW

1976 REVIEW (2-12)

DATE	W/L	SCORE	OPP	ATT	SCORING	TD	RU	PA	RT	PAT	FG	S	Pts	
09/12	L	24-30	St. Louis	58,441	Leypoldt	0	0	0	0	19-22	8-12	0	43	
09/19	L	7-31	at Washington	53,174	Smith	5	4	1	0	0	0	0	30	
09/26	L	21-37	San Francisco	59,108	Largent	4	0	4	0	0	0	0	24	
10/03	L	13-28	Dallas	62,027	McCullum	4	0	4	0	0	0	0	24	
10/10	L	20-28	Green Bay (Mil)	54,983	McKinnis	4	0	0	0	0	0	0	24	
10/17	W	13-10	at Tampa Bay	43,812	Zorn	4	0	0	0	0	0	0	24	
10/24	L	14-41	Detroit	61,280	SEA	29	14	13	2	26-29	9-16	1	229	
10/31	L	6-41	at L.A. Rams	52,035	OPP	53	20	27	6	51-53	20-30	0	429	
11/07	W	31-13	Atlanta	57,985										
11/14	L	21-27	at Minnesota	45,087	RUSHING					ATT	Yds	AVG	LG	TD
11/21	L	27-51	New Orleans	61,865	Smith	119	537	4.5	53				4	
11/28	L	16-28	at N.Y. Giants	65,111	Zorn	52	246	4.7	19				4	
12/05	L	7-34	Chicago	60,510	Testerman	67	246	3.8	16				1	
12/12	L	10-27	at Philadelphia	37,949	Nelson	52	173	3.3	25				1	
					McKinnis	46	105	2.2	14				4	
					SEA	374	1413	3.7	53				14	
					OPP	614	2881	4.6	47				20	

TEAM STATISTICS

	SEA	OPP
TOTAL FIRST DOWNS	237	323
Rushing	75	166
Passing	140	136
Penalty	22	21
3rd Down: Made/Att	59/221	96/219
3rd Down Pct.	26.7	43.8
4th Down: Made/Att	15/20	6/16
4th Down Pct.	75.0	37.8
TOTAL NET YARDS	4062	5405
Avg. Per Game	290.1	386.0
Total Plays	882	1008
Avg. Per Play	4.6	5.3
NET YARDS RUSHING	1413	2881
Avg. Per Game	100.9	206.0
Total Rushes	374	614
NET YARDS PASSING	2649	2524
Avg. Per Game	189.2	180.0
Sacked/Yards Lost	28/225	27/246
Gross Yards	2874	2770
Att./Completions	480/229	367/223
Completion Pct.	47.7	60.7
Had Intercepted	30	15
PUNTS/AVERAGE	82/37.4	65/35.0
NET PUNTING AVG.	30.1	29.6
PENALTIES/YARDS	80/684	106/926
FUMBLES/LOST	30/18	23/13
TOUCHDOWNS	29	53
Rushing	14	20
Passing	13	27
Returns	2	6
TOTAL POINTS	229	429

By Quarters	1	2	3	4	OT	Tot
SEA	39	73	61	56	0	229
OPP	91	116	127	95	0	429

	No	Yds	Avg	LG	TD
RECEIVING					
Largent	54	705	13.0	45	4
Howard	37	422	11.4	30	0
Smith	36	384	10.6	34	1
McCullum	32	506	15.8	72	4
Testerman	25	232	9.2	25	1
SEA	229	2874	12.5	80	13
OPP	223	2770	12.4	66	27

	No	Yds	Avg	LG	TD
INTERCEPTIONS					
Brown	4	70	17.5	33	0
Woolsey	4	19	4.7	13	0
Matthews	3	60	20.0	40	1
SEA	15	218	14.5	40	1
OPP	30	388	12.9	70	4

	No	FC	Yds	Avg	LG	TD
PUNT RETURNS						
Blackwood	19	2	132	6.9	26	0
Brown	13	4	74	5.6	19	0
SEA	39	6	246	6.3	26	0
OPP	56	3	534	9.5	50	1

	No	Yds	Avg	LG	TD
KICKOFF RETURNS					
Ross	30	655	21.8	45	0
Bolton	15	280	18.6	30	0
SEA	79	1605	20.3	45	0
OPP	46	1041	22.6	41	0

	No	Yds	Avg	NET	TB	I20	LG	B
PUNTING								
Engles	80	3067	38.3	29.9	3	13	55	2
SEA	82	3067	37.4	30.1	3	13	55	2
OPP	65	2275	35.0	29.6	5	10	54	2

PASSING	ATT	CMP	Yds	CMP%	Yds/ATT	TD	TD%	INT	INT%	LG	SACKED	RATING
Zorn	439	208	2571	47.3	5.85	12	2.7	27	6.1	80	25/196	49.4
Munson	37	20	295	54.0	7.97	1	2.7	3	8.1	44	3/29	---
SEA	480	229	2874	47.7	5.98	13	3.7	30	6.2	80	26/225	49.9
OPP	367	223	2770	60.7	7.54	27	7.3	15	4.0	66	27/246	91.7

FIELD GOALS	1-19	20-29	30-39	40-49	50+
Bitterlich	0-0	1-1	0-2	0-1	0-0
Leypoldt	0-0	2-2	1-2	5-7	0-1
SEA	0-0	3-3	1-4	5-8	0-1
OPP	1-1	7-7	7-11	5-9	0-2

Bitterlich: (27) (—) (36W,40W,33W)
 Leypoldt: () () (—) (48,44,45B) (25,39,51S)
 (—) (43,41) (—) (36W) (—) (45,46R) (—) (24)
 OPP: (28,46W,22,26) (37) (45,45,31) (50B,39W)
 (—) (38,36W,35B) (25,44) (20) (44W,18,40B,21)
 (32W,43,39) (46,36,21)(—) (45S,51S) (33,37)

DEFENSIVE STATISTICS

PLAYER	T	S	A	SAC	PD	FF	FR
Brown	111	85	26	0.0	17	2	0
Curtis	107	66	41	1.0	1	0	1
Bradley	101	75	26	0.0	4	1	1
Matthews	92	75	17	0.0	13	0	0
Niehaus	90	58	32	8.5	0	0	1

RECORD (FINISH): 2-12 (5th, NFC West)

HEAD COACH: Jack Patera (2-12, .143)

ASSISTANTS: Sam Boghosian (Off. Coord./OL),
 Bob Hollway (Def. Coord./DBs), Earl Leggett
 (DL), Andy MacDonald (RBs), Larry Peccatiello
 (LBs), Jerry Rhome (QB/ WRs/TEs)

CAPTAINS: T Norm Evans (Off), LB Mike Curtis
 (Def), LB Ed Bradley (Sp. Teams)

MVP: QB Jim Zorn

PRO BOWL: None

NATIONAL HONORS: Jim Zorn, NFC Offensive
 Rookie of the Year; DT Steve Niehaus, NFC
 Defensive Rookie of the Year

ALL-NFL: None

POS.	OFFENSE	STARTS
WR	Sam McCullum	13
LT	Nick Bebout	13
LG	Bob Penchion	13
C	Fred Hoaglin	7
	*Art Kuehn	7
RG	John Demarie	7
	Bob Newton	7
RT	Norm Evans	10
TE	Ron Howard	13
WR	*Steve Largent	13
QB	*Jim Zorn	14
RB	*Sherman Smith	9
FB	*Don Testerman	8
	DEFENSE	
LE	Dave Tipton	12
LT	*Steve Niehaus	14
RT	Richard Harris	8
RE	Bob Lurtsema	13
LLB	Ken Geddes	9
	*Sammy Green	5
MLB	Ed Bradley	14
RLB	Mike Curtis	14
LCB	Eddie McMillan	14
RCB	Rolly Woolsey	11
FS	Dave Brown	14
SS	Al Matthews	14
	SPECIAL TEAMS	
K	Don Bitterlich	3
	John Leypoldt	11
P	Rick Engles	14

*Rookie or first-year player

AFC

EASTERN	W	L	T PCT.	PTS.	OPP.
Baltimore	11	3	0 .786	417	246
New England*	11	3	0 .786	376	236
Miami	6	8	0 .429	263	264
NY Jets	3	11	0 .214	169	383
Buffalo	2	12	0 .143	245	363

CENTRAL	W	L	T PCT.	PTS.	OPP.
Pittsburgh	10	4	0 .714	342	138
Cincinnati	10	4	0 .714	335	210
Cleveland	9	5	0 .643	267	287
Houston	5	9	0 .357	222	273

WESTERN	W	L	T PCT.	PTS.	OPP.
Oakland	13	1	0 .929	350	237
Denver	9	5	0 .643	315	206
San Diego	6	8	0 .429	248	285
Kansas City	5	9	0 .357	290	376
Tampa Bay	0	14	0 .000	125	412

NFC

EASTERN	W	L	T PCT.	PTS.	OPP.
Dallas	11	3	0 .786	296	194
Washington	*10	4	0 .714	291	217
St. Louis	10	4	0 .714	309	267
Philadelphia	4	10	0 .286	165	286
NY Giants	3	11	0 .214	170	250

CENTRAL	W	L	T PCT.	PTS.	OPP.
Minnesota	11	2	1 .821	305	176
Chicago	7	7	0 .500	253	216
Detroit	6	8	0 .429	262	220
Green Bay	5	9	0 .357	218	299

WESTERN	W	L	T PCT.	PTS.	OPP.
Los Angeles	10	3	1 .750	351	190
San Francisco	8	6	0 .571	270	190
Atlanta	4	10	0 .286	172	312
New Orleans	4	10	0 .286	253	346
Seattle	2	12	0 .143	229	429

1977 REVIEW (5-9)

DATE	W/L	SCORE	OPPONENT	ATT.	SCORING	TD	RU	PA	RT	PAT	FG	S	PTS
09/18	L	14-29	Baltimore	58,991	Largent	10	0	10	0	0	0	0	60
09/25	L	20-42	at Cincinnati	45,579	Leyboldt	0	0	0	0	33-37	9-18	0	60
10/02	L	13-24	Denver	53,108	Sims	8	5	3	0	0	0	0	48
10/09	L	0-31	at New England	45,929	Smith	6	4	2	0	0	0	0	36
10/16	W	30-23	Tampa Bay	54,783	Testerman	5	1	4	0	0	0	0	30
10/23	L	13-31	at Miami	29,855	SEA	37	12	23	2	33-37	9-18	0	282
10/30	W	56-17	Buffalo	61,180	OPP	43	21	19	3	42-43	23-31	0	373
11/06	L	7-44	at Oakland	50,929									
11/13	W	17-0	at N. Y. Jets	43,973									
11/20	L	10-22	Houston	61,519									
11/27	L	28-30	San Diego	55,338									
12/04	L	20-30	at Pittsburgh	45,429									
12/11	W	34-31	at Kansas City	22,562									
12/18	W	20-19	Cleveland	61,583									

TEAM STATISTICS	SEA	OPP
TOTAL FIRST DOWNS	251	295
Rushing	116	152
Passing	116	125
Penalty	19	18
3rd Down: Made/Att	72/187	86/206
3rd Down Pct.	38.5	42.7
4th Down: Made/Att	6/16	9/14
4th Down Pct.	37.8	64.3
TOTAL NET YARDS	4292	4818
Avg. Per Game	306.5	344.1
Total Plays	869	963
Avg. Per Play	4.9	5.0
NET YARDS RUSHING	1964	2485
Avg. Per Game	140.2	177.5
Total Rushes	461	596
NET YARDS PASSING	2328	2333
Avg. Per Game	166.2	166.6
Sacked/Yards Lost	21/131	18/131
Gross Yards	2459	2464
Att./Completions	387/175	349/196
Completion Pct.	45.2	56.1
Had Intercepted	32	25
PUNTS/AVERAGE	64/37.9	54/35.9
NET PUNTING AVG.	30.9	30.8
PENALTIES/YARDS	76/666	96/794
FUMBLES/BALL LOST	26/13	20/11
TOUCHDOWNS	37	43
Rushing	12	21
Passing	23	19
Returns	2	3
TOTAL POINTS	282	373

By Quarters	1	2	3	4	OTTot
SEA	52	106	57	67	0 282
OPP	101	105	65	102	0 373

PASSING ATT	CMP	YDS	CMP%	YDS/ATT	TD	TD%	INT	INT%	LG	SACKED	RATING	
Zorn	251	104	1683	41.4	6.60	16	6.3	19	7.5	82	12/51	54.2
Myer	130	70	729	53.8	5.60	6	4.6	12	9.2	45	9/80	47.6
SEA	387	175	2459	45.2	6.35	23	5.9	32	8.2	82	21/131	51.7
OPP	349	196	2465	56.1	7.06	19	5.4	25	7.1	67	18/131	66.6

RUSHING	ATT	YDS	AVG	LG	TD
Smith	163	763	4.7	39	4
Testerman	119	459	3.8	20	1
Sims	99	369	3.7	17	5
Hunter	32	179	5.5	20	1
Zorn	25	141	5.6	15	1
SEA	461	1964	4.2	39	12
OPP	596	2485	4.1	41	21

RECEIVING	No	Yds	Avg	LG	TD
Largent	33	643	19.4	74	10
Testerman	31	219	7.0	25	4
Smith	30	419	13.9	44	2
Ferguson	19	374	19.6	45	2
Howard	17	177	10.4	24	1
Sims	12	176	14.6	82	3
Sawyer	10	105	10.5	27	0
SEA	175	2459	14.0	82	23
OPP	196	2464	12.5	67	19

INTERCEPTIONS	No	Yds	Avg	LG	TD
Beamon	6	36	6.0	16	0
McMillan	4	157	39.2	57	0
Brown	4	68	17.0	29	1
Preece	4	55	13.7	29	0
Geddes	3	9	3.0	6	0
SEA	25	356	14.2	57	1
OPP	32	594	18.5	102	3

KICKOFF RETURNS	No	Yds	Avg	LG	TD
Hunter	36	820	22.7	41	0
Ferguson	11	240	21.8	39	0
Packer	13	280	21.5	44	0
SEA	71	1502	21.2	44	0
OPP	50	1240	24.8	70	0

PUNT RETURNS	No	FC	Yds	Avg	LG	TD
Packer	20	0	131	6.5	31	0
SEA	31	4	217	7.0	31	0
OPP	41	2	372	9.0	39	0

PUNTING	NO	YDS	AVG	NET	TB	120	LG	B
Weaver	58	2293	39.5	31.8	4	10	59	1
Engles	4	137	34.3	25.3	0	0	41	1
SEA	64	2430	37.9	30.6	4	10	59	2
OPP	54	1942	35.9	30.8	3	11	61	2

FIELD GOALS	1-19	20-29	30-39	40-49	50+
Leyboldt	1-2	2-3	2-4	3-4	1-5
SEA	1-2	2-3	2-4	3-4	1-5
OPP	0-0	9-10	10-12	4-9	0-0

Leyboldt:(19B)(52S,32,42)(52S)(—) (43,21R,37B)
 (19,41)(—)(—)(33R, 43L,50R,33 (51)(—)(20,27)
 (—)(51S)
 Opp: (45R,38,42) (—) (36) (36,26R) (40,37,20)
 (39L,41) (25) (35,39,37) (46R) (31B,46B,27,37)
 (40,26,39) (22,28,43) (49L,23,45L) (24,38)

DEFENSIVE STATISTICS

PLAYER	T	S	A	SAC	PD	FF	FR
Beeson	136	110	26	1.0	5	0	1
Beamon	128	82	36	0.0	8	1	0
Green	98	57	41	0.0	5	1	0
Preece	96	61	35	0.0	5	1	1
McMillan	80	63	17	0.0	15	0	3
Lurtsema	79	46	33	2.0	0	0	0

RECORD (FINISH): 5-9 (4th, AFC West). Set record for wins by 2nd year expansion team.

HEAD COACH: Jack Patera (7-21, .250)

ASSISTANTS: Sam Boghosian (Off. Coord./OL), Bob Hollway (Def. Coord./DBs), Earl Leggett (DL), Andy MacDonald (RBs), Larry Peccatiello (LBs), Jerry Rhome (QB/ WRs/TEs)

CAPTAINS: T Norm Evans (Off), S Eddie McMillan (Def), S Steve Preece (Sp. Teams)

MVP: WR Steve Largent

PRO BOWL: None NATIONAL HONORS: None

ALL-NFL: None

AFC						
EASTERN	W	L	T	PCT.	PTS.	OPP.
Baltimore	10	4	0	.714	295	221
Miami	10	4	0	.714	313	197
New England	9	5	0	.643	278	217
NY Jets	3	11	0	.214	191	300
Buffalo	3	11	0	.214	160	313

CENTRAL	W	L	T	PCT.	PTS.	OPP.
Pittsburgh	9	5	0	.643	283	243
Houston	8	6	0	.571	299	230
Cincinnati	8	6	0	.571	238	235
Cleveland	6	8	0	.429	269	267

WESTERN	W	L	T	PCT.	PTS.	OPP.
Denver	12	2	0	.857	274	148
Oakland*	11	3	0	.786	351	230
San Diego	7	7	0	.500	222	205
Seattle	5	9	0	.357	282	373
Kansas City	2	12	0	.143	225	349

Pos.	OFFENSE	STARTS
WR	Duke Fergerson	8
	Sam McCullum	3
	Steve Raible	3
LT	Nick Bebout	12
LG	Gordon Jolley	11
	*Tom Lynch	5
C	Art Kuehn	14
RG	Ron Coder	14
RT	Norm Evans	13
TE	Ron Howard	12
WR	Steve Largent	14
QB	Jim Zorn	10
	Steve Myer	4
RB	Sherman Smith	13
FB	Don Testerman	13
DEFENSE		
LE	Richard Harris	14
LT	Ron East	14
RT	Bob Lurtsema	9
	*Dennis Boyd	5
RE	Alden Roche	9
LLB	Sammy Green	14
MLB	*Terry Beeson	13
RLB	Ken Geddes	14
LCB	Eddie McMillan	4
RCB	Dave Brown	14
SS	Autry Beamon	9
	Don Dufek	5
FS	Steve Preece	14
SPECIAL TEAMS		
K	John Leyboldt	14
P	Rick Engles	1
	Herman Weaver	13

*Rookie or first-year player

NFC						
EASTERN	W	L	T	PCT.	PTS.	OPP.
Dallas	12	2	0	.857	345	212
Washington	9	5	0	.643	196	189
St. Louis	7	7	0	.500	272	287
Philadelphia	5	9	0	.357	220	207
NY Giants	5	9	0	.357	181	265

CENTRAL	W	L	T	PCT.	PTS.	OPP.
Minnesota	9	5	0	.643	231	227
Chicago*	9	5	0	.643	255	253
Detroit	6	8	0	.429	183	252
Green Bay	4	10	0	.286	134	219
Tampa Bay	2	12	0	.143	103	223

WESTERN	W	L	T	PCT.	PTS.	OPP.
Los Angeles	10	4	0	.714	302	146
Atlanta	7	7	0	.500	179	129
San Francisco	5	9	0	.357	220	260
New Orleans	3	11	0	.214	232	336

1978 REVIEW (9-7)

DATE	W/L SCORE	OPPONENT	ATT
09/03	L 20-24	San Diego	55,778
09/10	L 10-21	at Pittsburgh	48,277
09/17	W 24-17	at N.Y. Jets	46,911
09/24	W 28-16	Detroit	56,781
10/01	L 7-28	at Denver	74,989
10/08	W 29-28	Minnesota	62,031
10/15	L 28-45	Green Bay (at Milwaukee)	52,712
10/22	W 27-7	Oakland	62,529
10/29	L 17-20	Denver (OT)	62,948
11/05	W 31-29	at Chicago	50,697
11/12	L 14-17	Baltimore	61,905
11/19	W 13-10	at Kansas City	35,252
11/26	W 17-16	at Oakland	52,978
12/03	W 47-24	Cleveland	62,262
12/10	L 10-37	at San Diego	49,975
12/17	W 23-19	Kansas City	58,490

TEAM STATISTICS		SEA	OPP
TOTAL FIRST DOWNS		345	331
Rushing		150	153
Passing		156	160
Penalty		39	18
3rd Down: Made/Att		98/235	88/216
3rd Down Pct.		41.7	40.7
4th Down: Made/Att		20/31	8/14
4th Down Pct.		54.5	57.1
TOTAL NET YARDS		5511	5522
Avg. Per Game		344.4	345.1
Total Plays		1072	1036
Avg. Per Play		5.1	5.3
NET YARDS RUSHING		2394	2517
Avg. Per Game		149.6	157.3
Total Rushes		561	551
NET YARDS PASSING		3117	3005
Avg. Per Game		194.8	187.8
Sacked/Yards Lost		44/284	25/220
Gross Yards		3401	3225
Att./Completions		467/261	460/263
Completion Pct.		55.9	57.2
Had Intercepted		22	22
PUNTS/AVERAGE		69/36.9	66/38.0
NET PUNTING AVG.		29.9	31.0
PENALTIES/YARDS		94/789	125/997
FUMBLES/BALL LOST		36/19	34/17
TOUCHDOWNS		44	43
Rushing		28	20
Passing		15	21
Returns		1	2
TOTAL POINTS		345	358

BY QUARTERS	1	2	3	4	OT	Tot
SEA	85	115	50	95	0	345
OPP	68	114	79	94	3	358

SCORING	TDR	PA	Rt	PAT	FG	S	Pts
Sims	15	14	1	0	0	0	90
Herrera	0	0	0	0	40-44	13-21	0
Largent	8	0	8	0	0	0	48
Smith	7	6	1	0	0	0	42
Zorn	6	6	0	0	0	0	36
SEA	44	28	15	1	40-44	13-21	1
OPP	43	20	21	2	41-43	19-27	1

RUSHING	ATT	Yds	AVG	LG	TD
Smith	165	805	4.9	67	6
Sims	174	752	4.3	44	14
Hunter	105	348	3.3	55	2
Zorn	59	290	4.9	23	6
SEA	561	2394	4.3	67	28
OPP	551	2517	4.6	62	20

RECEIVING	No	Yds	AVG	LG	TD
Largent	71	1168	16.5	57	8
McCullum	37	525	14.2	44	3
Sims	30	195	6.5	25	1
Smith	28	366	13.1	64	1
Raible	22	316	14.4	38	1
SEA	261	3401	13.0	64	15
OPP	263	3225	12.3	55	21

INTERCEPTIONS	No	Yds	AVG	LG	TD
Webster	5	9	1.8	4	0
Harris	4	65	16.3	28	0
Beamon	4	17	4.3	15	0
Brown	3	44	14.7	44	0
SEA	22	193	8.8	44	1
OPP	22	300	13.6	52	1

PUNTING	No	Yds	AVG	NET	TB	120	LG	B
Weaver	66	2440	37.0	29.5	6	13	59	0
SEA	69	2543	36.9	29.9	6	15	59	0
OPP	66	2507	38.0	31.0	6	16	67	1

PUNT RETURNS	No	FC	Yds	AVG	LG	TD
Crawford	34	4	284	8.4	22	0
SEA	40	5	342	8.6	42	0
OPP	36	9	363	10.1	24	0

PASSING	ATT	CMP	Yds	CMP%	Yds/Att	TD	TD%	INT	INT%	LG	SACKED	RATING
Zorn	443	248	3283	56.0	7.41	15	3.4	20	4.5	64	44/284	72.2
Myer	22	11	94	50.0	4.27	0	0.0	2	9.1	17	0/0	----
SEA	467	261	3401	55.9	7.28	15	3.2	22	4.7	64	44/284	70.0
OPP	460	263	3225	57.2	7.01	21	4.6	22	4.8	55	25/220	74.3

KICKOFF RETURNS	No	Yds	AVG	LG	TD
Hunter	16	385	24.1	38	0
Crawford	35	829	23.7	36	0
SEA	67	1510	22.5	38	0
OPP	66	1328	20.1	95	1

FGs	1-19	20-29	30-30	40-49	50+
Herrera	2-2	1-1	5-7	5-10	0-1
SEA	2-2	1-1	5-7	5-10	0-1
OPP	2-2	7-7	8-10	2-5	0-3

DEFENSIVE STATISTICS

PLAYER	T	S	A	SAC	PD	FF	FR
Beeson	153	107	46	0.0	4	0	0
Butler	122	83	39	2.0	13	0	2
Green	115	79	36	0.0	2	0	1
Webster	113	85	28	0.0	33	0	1
Harris	113	72	41	2.0	15	1	0

RECORD (FINISH): 9-7 (T2nd, AFC West).

HEAD COACH: Jack Patera (16-28, .364)

ASSISTANTS: Jack Christensen (DBs), Andy MacDonald (RBs), Jim Mora (DL), Howard Mudd (OL), Larry Peccatiello (Def Coach/LBs), Jerry Rhome (Off. Coach/QBs/WRs/TEs)

CAPTAINS: T Norm Evans & WR Steve Largent (Off), DT Dennis Boyd (Def), S Autry Beamon (Sp. Teams)

MVP: QB Jim Zorn

PRO BOWL: WR Steve Largent (1)

NATIONAL HONORS: Jack Patera (Coach of the Year), GM John Thompson (Ex. of Year)

FIRST-TEAM ALL-NFL: QB Jim Zorn (NEA)

POS.	OFFENSE	STARTS
WR	Sam McCullum	16
LT	Nick Bebout	16
LG	Tom Lynch	16
C	John Yarno	13
	Art Kuehn	3
RG	Bob Newton	16
RT	Steve August	14
	Norm Evans	2
DEFENSE		
LE	Ernie Price	11
	Bill Sandifer	5
LT	Dennis Boyd	16
RT	Bill Sandifer	8
	Steve Niehaus	6
RE	Bill Gregory	14
LLB	Sammy Green	16
MLB	Terry Beeson	16
RLB	*Keith Butler	14
LCB	Cornell Webster	14
	*Keith Simpson	2
RCB	Dave Brown	16
SS	Autry Beamon	16
FS	*John Harris	16
SPECIAL TEAMS		
K	Efen Herrera	16
P	Herman Weaver	16
	*Rookie or first-year player	

AFC

EASTERN	W	L	T	PCT.	PTS.	OPP.
New England	11	5	0	.688	358	286
Miami*	11	5	0	.688	372	254
NY Jets	8	8	0	.500	359	364
Buffalo	5	11	0	.313	302	354
Baltimore	5	11	0	.313	249	425

CENTRAL	W	L	T	PCT.	PTS.	OPP.
Pittsburgh	14	2	0	.875	356	195
Houston*	10	6	0	.625	283	298
Cleveland	8	8	0	.500	334	356
Cincinnati	4	12	0	.250	252	284

WESTERN	W	L	T	PCT.	PTS.	OPP.
Denver	10	6	0	.625	282	198
Seattle	9	7	0	.563	345	358
Oakland	9	7	0	.563	311	283
San Diego	9	7	0	.563	355	309
Kansas City	4	12	0	.250	243	327

NFC

EASTERN	W	L	T	PCT.	PTS.	OPP.
Dallas	12	4	0	.750	384	208
Philadelphia*	9	7	0	.563	270	250
Washington	8	8	0	.500	273	283
St. Louis	6	10	0	.375	248	296
NY Giants	6	10	0	.375	264	298

CENTRAL	W	L	T	PCT.	PTS.	OPP.
Minnesota	8	7	1	.531	294	306
Green Bay	8	7	1	.531	249	269
Detroit	7	9	0	.438	290	300
Chicago	7	9	0	.438	253	274
Tampa Bay	5	11	0	.313	241	259

WESTERN	W	L	T	PCT.	PTS.	OPP.
Los Angeles	12	4	0	.750	316	245
Atlanta*	9	7	0	.563	240	290
New Orleans	7	9	0	.438	281	198
San Francisco	2	14	0	.125	219	350

1979 REVIEW (9-7)

DATE	W/L	SCORE	OPPONENT	ATT	SCORING	TD	RU	PA	Rt	PAT	FG	S	Pts
09/02	L	16-33	San Diego	62,287	Herrera	0	0	0	0	0	43-46	19-23	0 100
09/09	L	10-19	at Miami	56,233	Smith	15	11	4	0	0	0	0	0 90
09/16	W	27-10	Oakland	61,602	Doornink	9	8	1	0	0	0	0	0 54
09/23	L	34-37	at Denver	74,879	Largent	9	0	9	0	0	0	0	0 54
09/30	L	6-24	Kansas City	61,169	McCullum	4	0	4	0	0	0	0	0 24
10/07	W	35-24	at San Francisco	44,592	SEA	46	24	20	2	43-46	19-23	1	378
10/14	L	10-20	at San Diego	50,077	OPP	46	23	21	2	42-46	18-28	0	372
10/21	W	34-14	Houston	60,705									
10/29	W	31-28	at Atlanta (Mon.)	52,566	RUSHING								
11/04	L	0-24	L.A. Rams	62,048	Smith	194	775	4.0	31	11			
11/11	W	29-24	at Cleveland	72,440	Doornink	152	500	3.3	26	8			
11/18	W	38-24	New Orleans	60,055	Zorn	46	279	6.1	41	2			
11/26	W	30-7	N.Y. Jets (Mon.)	59,977	Hunter	34	174	5.1	67	1			
12/02	L	21-37	at Kansas City	42,160	Moore	44	168	3.8	18	2			
12/08	W	28-23	Denver (Sat.)	60,038	SEA	500	1967	3.9	67	24			
12/16	W	29-24	at Oakland	53,177	OPP	533	2375	4.5	84	23			

TEAM STATISTICS	SEA	OPP
TOTAL FIRST DOWNS	315	350
Rushing	121	146
Passing	171	171
Penalty	23	33
3rd Down: Made/Att	104/243	88/224
3rd Down Pct.	42.8	39.3
4th Down: Made/Att	14/23	13/21
4th Down Pct.	60.7	61.9
TOTAL NET YARDS	5557	5834
Avg. Per Game	347.3	364.6
Total Plays	1046	1078
Avg. Per Play	5.3	5.4
NET YARDS RUSHING	1967	2375
Avg. Per Game	122.9	148.4
Total Rushes	500	533
NET YARDS PASSING	3590	3459
Avg. Per Game	224.4	216.2
Sacked/Yards Lost	23/201	37/280
Gross Yards	3791	3739
Att./Completions	523/292	508/317
Completion Pct.	55.8	62.4
Had Intercepted	18	17
PUNTS/AVERAGE	70/38.4	69/37.9
NET PUNTING AVG.	33.1	31.5
PENALTIES/YARDS	104/903	117/1045
FUMBLES/BALL LOST	31/18	39/16
TOUCHDOWNS	46	46
Rushing	24	23
Passing	20	21
Returns	2	2
TOTAL POINTS	378	372

BY QUARTERS	1	2	3	4	OT	Tot
SEA	78	114	87	99	--	378
OPP	63	116	84	109	--	372

PASSING	ATT	CMP	Yds	CMP%Yds/Att	TD	TD%	INT	INT%	LG	SACKED	RATING
Zorn	505	285	3661	56.4 7.25	20	4.0	18	3.6	65	23/201	77.6
SEA	523	292	3791	55.8 7.25	20	3.8	18	3.4	65	23/201	76.2
OPP	508	317	3739	62.4 7.36	21	4.1	17	3.3	51	37/280	84.6

RECEIVING	No	Yds	AVG	LG	TD
Largent	66	1237	18.7	55	9
Doornink	54	432	8.0	41	1
Smith	48	499	10.4	35	4
McCullum	46	739	16.1	65	4
Peets	25	293	11.7	28	1
Raible	20	252	12.6	41	1
Moore	14	128	9.1	24	0
SEA	292	3791	13.0	65	20
OPP	317	3739	11.8	51	21

INTERCEPTIONS	No	Yds	AVG	LG	TD
Brown	6	46	9.2	23	0
Simpson	4	72	18.0	41	0
Harris	2	30	15.0	25	0
SEA	17	284	16.7	91	1
OPP	18	185	10.3	34	1

PUNTING	No	Yds	AVG	NET	TB	I20	LG	B
Weaver	66	2651	40.2	33.4	3	11	60	3
SEA	70	2687	38.4	33.1	4	11	60	3
OPP	69	2616	37.9	31.5	8	14	64	1

PUNT RETURNS	No	FC	Yds	AVG	LG	TD
T. Green	16	3	121	7.6	30	0
Moore	10	1	90	9.0	29	0
SEA	34	6	281	8.3	30	0
OPP	42	12	289	6.9	27	0

KICKOFF RETURNS	No	Yds	AVG	LG	TD
T. Green	20	437	21.9	31	0
Moore	31	641	20.7	39	0
SEA	70	1444	20.6	39	0
OPP	70	1238	17.7	41	0

FIELD GOALS	1-19	20-29	30-39	40-49	50+
Herrera	1-1	7-8	5-6	6-7	0-1
SEA	1-1	7-8	5-6	6-7	0-1
OPP	0-0	10-11	6-8	2-8	0-1
Herrera:	(34)	(32,49R)	(23B,46,20)	(28,22,39B)	
	(38,53S,20)	(—)	(19)	(48,30)	(24)
	(—)	(34)	(27)	(49,42,45)	(—)
	(—)	(—)	(24,42)		
OPP:	(31,42,22,23)	(36,31)	(34L,50S,37)	(27)	
	(36)	(25)	(40R,38L)	(—)	(25R)
	(40B,23)	(28,44L)	(37S,40)	(42L)	(27,31,22)
	(41R,29)	(20,43S)			

DEFENSIVE STATISTICS

PLAYER	T	S	A	SAC	PD	FF	FR
Beeson	116	89	27	2.0	4	0	1
Beamon	112	75	38	0.0	14	1	2
Jackson	95	53	42	0.0	8	0	1
Hardy	87	67	22	3.5	1	1	0
Butler	88	56	32	2.0	9	0	2
Simpson	88	73	15	2.0	12	4	0

RECORD (FINISH): 9-7 (T3rd, AFC West)

HEAD COACH: Jack Patera (25-35, .417)

ASSISTANTS: Jack Christensen (DBs), Andy MacDonald (RBs), Jim Mora (DL), Howard Mudd (OL), Larry Peccatiello (Def Coach/ LBs), Jerry Rhome (Off. Coach/ QBs/WRs/ TEs), Rusty Tillman (Sp. Teams)

CAPTAINS: WR Steve Largent (Off), DE Dennis Boyd (Def), S Autry Beamon (Sp. Teams)

MVP: WR Steve Largent

PRO BOWL: WR Steve Largent (2)

NATIONAL HONORS: None

ALL-NFL: WR Steve Largent (SI, NY Daily News)

POS.	OFFENSE	STARTS
WR	Sam McCullum	16
LT	Nick Bebout	13
LG	Tom Lynch	16
C	John Yarno	16
RG	Bob Newton	11
	Ron Coder	5
RT	Steve August	16
TE	Brian Peets	14
WR	Steve Largent	15
QB	Jim Zorn	16
RB	Sherman Smith	15
FB	David Sims	4
	Dan Doornink	12
	DEFENSE	
LE	Carl Eller	8
	Dennis Boyd	4
	Ernie Price	4
LT	*Robert Hardy	16
RT	*Manu Tuiaosopo	16
RE	Bill Gregory	16
LLB	Sammy Green	9
	Michael Jackson	7
MLB	Terry Beeson	16
RLB	Keith Butler	14
LCB	Cornell Webster	14
RCB	Dave Brown	16
SS	Keith Simpson	11
	Autry Beamon	4
FS	Autry Beamon	9
	John Harris	6
	SPECIAL TEAMS	
K	Efren Herrera	16
P	Herman Weaver	16
	*Rookie or first-year player	

AFC

EASTERN	W	L	T	PCT.	PTS.	OPP.
Miami	10	6	0	.625	341	257
New England	9	7	0	.563	411	326
NY Jets	8	8	0	.500	337	383
Buffalo	7	9	0	.438	268	279
Baltimore	5	11	0	.313	271	351

CENTRAL	W	L	T	PCT.	PTS.	OPP.
Pittsburgh	12	4	0	.750	416	262
Houston*	11	5	0	.688	362	331
Cleveland	9	7	0	.563	359	352
Cincinnati	4	12	0	.250	337	421

WESTERN	W	L	T	PCT.	PTS.	OPP.
San Diego	12	4	0	.750	411	246
Denver*	10	6	0	.625	289	262
Seattle	9	7	0	.563	378	372
Oakland	9	7	0	.563	365	337
Kansas City	7	9	0	.438	238	262

NFC

EASTERN	W	L	T	PCT.	PTS.	OPP.
Dallas	11	5	0	.688	371	313
Philadelphia*	11	5	0	.688	339	282
Washington	10	6	0	.625	348	295
NY Giants	6	10	0	.375	237	323
St. Louis	5	11	0	.313	307	358

CENTRAL	W	L	T	PCT.	PTS.	OPP.
Tampa Bay	10	6	0	.625	273	237
Chicago*	10	6	0	.625	306	249
Minnesota	7	9	0	.438	259	337
Green Bay	5	11	0	.313	246	316
Detroit	2	14	0	.125	219	365

WESTERN	W	L	T	PCT.	PTS.	OPP.
Los Angeles	9	7	0	.563	323	309
New Orleans	8	8	0	.500	370	360
Atlanta	6	10	0	.375	300	388
San Francisco	2	14	0	.125	308	416

1980 REVIEW (4-12)

DATE	W/L SCORE	OPPONENT	ATT
09/07	L 13-34	San Diego	62,042
09/14	W 17-16	at Kansas City	42,403
09/21	L 31-37	New England	61,035
09/28	W 14-0	at Washington	53,263
10/05	W 26-7	at Houston	46,860
10/12	L 3-27	Cleveland	61,366
10/19	W 27-17	at N.Y. Jets	52,496
10/26	L 14-33	at Oakland	50,185
11/02	L 20-27	Philadelphia	61,047
11/09	L 30-31	Kansas City	58,976
11/17	L 17-19	Oakland (Mon.)	60,480
11/23	L 20-36	at Denver	73,274
11/27	L 7-51	at Dallas (Th.)	57,540
12/07	L 21-27	N.Y. Giants	51,617
12/13	L 14-21	at S. Diego (Sat.)	49,980
12/21	L 17-25	Denver	51,853

TEAM STATISTICS	SEA	OPP
TOTAL FIRST DOWNS	302	301
Rushing	114	129
Passing	166	147
Penalty	22	25
3rd Down: Made/Att	85/230	110/235
3rd Down Pct.	37.0	46.8
4th Down: Made/Att	10/15	13/14
4th Down Pct.	66.7	92.9
TOTAL NET YARDS	4879	5177
Avg. Per Game	304.9	323.6
Total Plays	1024	1038
Avg. Per Play	4.8	5.0
NET YARDS RUSHING	1783	2067
Avg. Per Game	111.4	129.2
Total Rushes	456	550
NET YARDS PASSING	3096	3110
Avg. Per Game	193.5	194.4
Sacked/Yards Lost	51/398	26/170
Gross Yards	3494	3280
Att./Completions	517/287	462/267
Completion Pct.	55.5	57.8
Had Intercepted	23	23
PUNTS/AVERAGE	70/40.4	66/40.2
NET PUNTING AVG.	31.6	34.6
PENALTIES/YARDS	109/901	103/876
FUMBLES/BALL LOST	38/15	33/11
TOUCHDOWNS	33	47
Rushing	13	17
Passing	18	28
Returns	2	2
TOTAL POINTS	291	408

BY QUARTERS	1	2	3	4	OT	Tot
SEA	25	95	50	121	---	291
OPP	48	139	77	144	---	408

SCORING	TDR	RU	PA	Rt	PAT	FG	S	Pts
Herrera	0	0	0	0	33-33	20-31	0	93
Jodat	6	5	1	0	0	0	0	36
Largent	6	0	6	0	0	0	0	36
McCullum	6	0	6	0	0	0	0	36
Doornink	5	3	2	0	0	0	0	30
McCutcheon	4	3	1	0	0	0	0	24
SEA	33	13	18	2	33-33	20-31	0	291
OPP	47	17	28	2	45-47	25-33	3	408

RUSHING	ATT	Yds	AVG	LG	TD
Jodat	155	632	4.1	26	5
Doornink	100	344	3.4	22	3
Zorn	44	214	4.9	25	1
McCutcheon	40	202	5.1	32	3
Moore	60	202	3.4	20	0
SEA	456	1783	3.9	32	13
OPP	550	2067	3.8	46	17

INTERCEPTIONS	No	Yds	AVG	LG	TD
Brown	6	32	5.3	24	0
Harris	6	28	4.7	15	0
Simpson	3	15	5.0	10	0
SEA	23	95	4.1	24	0
OPP	23	170	7.4	25	2

RECEIVING	No	Yds	AVG	LG	TD
Largent	66	1064	16.1	67	6
McCullum	62	874	14.1	58	5
Sawyer	36	410	11.4	32	0
Doornink	31	237	7.6	16	2
Jodat	26	190	7.3	14	1
Moore	25	231	9.2	34	0
SEA	287	3494	12.2	67	18
OPP	267	3280	12.3	68	28

PUNTING	No	Yds	AVG	NET	TB	I20	LG	B
Weaver	67	2798	41.8	31.6	7	14	62	2
SEA	70	2827	40.4	31.6	7	15	62	2
OPP	66	2652	40.2	34.6	1	20	60	2

PUNT RETURNS	No	FC	Yds	AVG	LGTD
Lewis	41	9	349	8.5	75
SEA	41	9	349	8.5	75
OPP	42	9	476	11.3	36

PASSING	ATT	CMP	Yds	CMP%	Yds/ATT	TD	TD%	INT	INT%	LG	SACKED	RATING
Zorn	488	276	3346	53.3	6.86	17	3.5	20	4.1	67	44/341	72.4
Adkins	23	10	136	43.5	5.91	1	4.3	3	13.0	22	5/51	---
Krieg	2	0	0	0.0	0.00	0	0.0	0	0.0	0	1/6	---
SEA	517	287	3494	55.5	6.76	18	3.5	23	4.4	67	51/398	71.3
OPP	462	267	3280	57.8	7.10	28	6.1	23	5.0	68	26/170	79.3

KICKOFF RETURNS	No	Yds	AVG	LG	TD
Lewis	25	585	23.4	54	0
Webster	21	406	19.3	34	0
SEA	73	1489	20.4	54	0
OPP	64	1223	19.1	46	0

FIELD GOALS	1-19	20-29	30-30	40-49	50+
Herrera	1-1	6-6	8-9	4-10	1-5
SEA	1-1	6-6	8-9	4-10	1-5
OPP	1-1	8-9	9-11	3-5	4-7

Herrera:(46,54S,28)(19)(33)(—)(32,33,50,44,40R)
 (51S,29)(48,23)(48S)(21,31,41L)(39,31,33,60S)
 (46S,37)(21,20)(—)(52R,48R)(47L)(31R,47)
 OPP: (41,29) (50,23,57) (19,30,44R,29)
 (33R,50S,52R)(—)(—)(37L)(34,38,43S,30,25)
 (39,25)(42)(28)(24,33)(—)(43,32)(23L)
 (53,55,34,38,52S)

DEFENSIVE STATISTICS

PLAYER	T	S	A	SAC	PD	FF	FR
Jackson	136	105	31	0.0	5	1	2
Harris	119	80	39	0.0	9	0	1
Simpson	110	82	28	1.0	17	0	1
Beeson	101	65	36	1.0	1	2	1
Hardy	103	72	31	3.0	2	1	1
Tuiasosopo	94	63	31	3.5	4	0	1

RECORD (FINISH): 4-12 (5th, AFC West)

HEAD COACH: Jack Patera (29-47, .382)

ASSISTANTS: Jack Christensen (DBs), Andy MacDonald (RBs), Jim Mora (DL), Howard Mudd (OL), Larry Peccatiello (Def Coach/ LBs), Jerry Rhome (Off. Coach/ QBs/WRs/TEs), Rusty Tillman (Sp. Teams)

CAPTAINS: WR Steve Largent (Off), SS Keith Simpson (Def)

MVP: WR Sam McCullum

PRO BOWL: None

NATIONAL HONORS: None

ALL-NFL: None

POS.	OFFENSE	STARTS
WR	Sam McCullum	16
LT	Louis Bullard	13
LG	Tom Lynch	12
	Jeff Sevy	4
C	John Yarno	16
RG	Bob Newton	16
RT	Steve August	16
TE	John Sawyer	16
WR	Steve Largent	16
QB	Jim Zorn	16
RB	Sherman Smith	2
	Dan Doornink	11
FB	Jim Jodat	13
	Dan Doornink	3
DEFENSE		
LE	*Jacob Green	13
LT	Robert Hardy	16
RT	Manu Tuiasosopo	16
RE	Bill Gregory	13
LLB	Michael Jackson	15
MLB	Terry Beeson	16
RLB	Keith Butler	16
LCB	Cornell Webster	5
	Kerry Justin	11
RCB	Dave Brown	16
SS	Keith Simpson	16
FS	John Harris	16
SPECIAL TEAMS		
K	Efren Herrera	16
P	Herman Weaver	16

*Rookie or first-year player

AFC						
EASTERN	W	L	T PCT.	PTS.	OPP.	
Buffalo	11	5	0 .688	320	260	
New England	10	6	0 .625	441	325	
Miami	8	8	0 .500	266	305	
Baltimore	7	9	0 .438	355	387	
NY Jets	4	12	0 .250	302	395	

CENTRAL	W	L	T PCT.	PTS.	OPP.
Cleveland	11	5	0 .688	357	310
Houston*	11	5	0 .688	295	251
Pittsburgh	9	7	0 .563	352	313
Cincinnati	6	10	0 .375	244	312

WESTERN	W	L	T PCT.	PTS.	OPP.
San Diego	11	5	0 .688	418	327
Oakland*	11	5	0 .688	364	306
Kansas City	8	8	0 .500	319	336
Denver	8	8	0 .500	310	323
Seattle	4	12	0 .250	291	408

NFC						
EASTERN	W	L	T PCT.	PTS.	OPP.	
Philadelphia	12	4	0 .750	384	222	
Dallas*	12	4	0 .750	454	311	
Washington	6	10	0 .375	261	293	
St. Louis	5	11	0 .313	299	350	
NY Giants	4	12	0 .250	249	425	

CENTRAL	W	L	T PCT.	PTS.	OPP.
Minnesota	9	7	0 .563	317	308
Detroit	9	7	0 .563	334	272
Chicago	7	9	0 .438	304	264
Tampa Bay	5	10	1 .344	271	341
Green Bay	5	10	1 .344	231	371

WESTERN	W	L	T PCT.	PTS.	OPP.
Atlanta	12	4	0 .750	405	272
Los Angeles*	11	5	0 .688	424	289
San Francisco	6	10	0 .375	320	415
New Orleans	1	15	0 .063	291	487

1981 REVIEW (6-10)

DATE	W/L	SCORE	OPPONENT	ATT
09/06	L	21-27	at Cincinnati	41,177
09/13	W	13-10	Denver	58,513
09/20	L	10-20	at Oakland	45,725
09/27	L	14-20	Kansas City	59,255
10/04	L	10-24	at San Diego	51,463
10/11	L	17-35	at Houston	42,671
10/18	L	0-32	N.Y. Giants	56,134
10/25	W	19-3	at N.Y. Jets	49,678
11/01	L	24-34	at Green Bay	49,467
11/08	W	24-21	Pittsburgh	59,058
11/16	W	44-23	San Diego (Mon.)	58,628
11/22	L	13-40	at Kansas City	49,002
11/29	L	31-32	Oakland	57,147
12/06	W	27-23	N.Y. Jets	53,105
12/13	L	13-23	at Denver	74,527
12/20	W	42-21	Cleveland	51,435

TEAM STATISTICS	SEA	OPP
TOTAL FIRST DOWNS	295	371
Rushing	103	175
Passing	166	173
Penalty	26	23
3rd Down: Made/Att	76/204	107/220
3rd Down Pct.	37.3	48.6
4th Down: Made/Att	8/19	4/10
4th Down Pct.	42.1	40.0
Possession Avg.	26:59	33:01
TOTAL NET YARDS	5021	5940
Avg. Per Game	313.8	371.3
Total Plays	1001	1126
Avg. Per Play	5.0	5.3
NET YARDS RUSHING	1594	2806
Avg. Per Game	99.6	175.4
Total Rushes	440	588
NET YARDS PASSING	3427	3134
Avg. Per Game	214.2	195.9
Sacked/Yards Lost	37/300	36/260
Gross Yards	3727	3394
Att./Completions	524/307	502/294
Completion Pct.	58.6	58.6
Had Intercepted	15	21
PUNTS/AVERAGE	68/39.0	55/42.5
NET PUNTING AVG.	36.2	35.3
PENALTIES/YARDS	106/823	104/944
FUMBLES/BALL LOST	41/23	43/27
TOUCHDOWNS	40	46
Rushing	14	20
Passing	21	25
Returns	5	1
TOTAL POINTS	322	388

PASSING ATT	CMP	YDS	CMP%	YDS/ATT	TD	TD%	INT	INT%	LG	SACKED	RATING	
Zorn	397	236	2788	59.4	7.02	13	3.3	9	2.3	80	24/201	80.2
Krieg	112	64	843	57.1	7.53	7	6.3	5	4.5	57	11/85	-----
SEA	524	307	3727	58.6	7.11	21	4.0	15	2.9	80	37/300	82.0
OPP	502	294	3394	58.6	6.76	25	5.0	21	4.2	90	36/260	78.2

BY QUARTERS	1	2	3	4	OT	TOT
SEA	71	109	85	57	---	322
OPP	58	140	75	115	---	388

SCORING	TD	Ru	Pa	Rt	PAT	FG	S	PTS
Largent	10	1	9	0	0	0	0	60
Herrera	0	0	0	0	23-25	12-17	0	59
T. Brown	6	6	0	0	0	0	0	36
Doornink	5	1	4	0	0	0	0	30
SEA	40	14	21	5	37-40	15-24	0	322
OPP	46	20	25	1	41-46	23-29	0	388

RUSHING	ATT	Yds	AVG	LG	TD
T. Brown	141	531	3.8	43	6
Smith	83	253	3.0	21	3
Doornink	65	194	3.0	11	1
Zorn	30	140	4.7	20	1
Hughes	47	135	2.9	15	0
SEA	440	1594	3.6	43	14
OPP	588	2806	4.8	73	20

RECEIVING	No	Yds	AVG	LG	TD
Largent	75	1224	16.3	57	9
McCullum	46	567	12.3	36	3
Smith	44	406	9.2	28	1
Hughes	35	263	7.5	22	2
Doornink	27	350	13.0	80	4
SEA	307	3727	12.1	80	21
OPP	294	3394	11.5	90	25

INTERCEPTIONS	No	Yds	AVG	LG	TD
Harris	10	155	15.5	42	2
Easley	3	155	51.7	82	1
SEA	21	397	18.9	82	3
OPP	15	257	17.1	46	1

PUNTING	No	Yds	AVG	NET	TB	I20	LG	B
West	66	2578	39.1	36.1	2	16	56	0
SEA	68	2665	39.0	36.2	2	16	56	0
OPP	55	2337	42.5	35.3	5	14	63	0

PUNT RETURNS	No	FC	Yds	AVG	LG	TD
Johns	16	4	177	11.1	34	0
Lewis	15	2	100	6.7	23	0
SEA	32	6	293	9.2	34	0
OPP	33	18	153	4.6	16	0

KICKOFF RETURNS	No	Yds	AVG	LG	TD
Lewis	20	378	18.9	36	0
Ivory	15	281	18.7	32	0
SEA	69	1278	18.5	36	0
OPP	67	1177	17.6	35	0

FIELD GOALS	1-19	20-29	30-39	40-49	50+
Herrera	0-0	6-6	3-4	2-5	1-2
Alvarez	0-0	3-3	0-0	0-4	0-0
SEA	0-0	9-9	3-4	2-9	1-2
OPP	1-1	8-9	9-10	4-6	1-3
Herrera:	(37R)	(43,22)	(26,40R)	()	(52L,20)
	(41,47S)	()	()	(54)	(37,48R)
	(25,30,23)	(26,30)			
Alvarez:	()	()	()	()	()
	(43R,22,42R)	(43B)	(28,20)	(42R)	
OPP:	(25,43S)	(30)	(34L)	(30,38,43L)	(47)
	(29,54,21,47,31,37)	(34)	(19,36)	(49S,22L)	(32)
	(37,24)	(20)	(26,50R)	(33,43,24)	()

DEFENSIVE STATISTICS

PLAYER	T	S	A	SAC	PD	FF	FR
Jackson	141	99	42	1.0	4	3	1
Easley	108	79	28	0.0	10	0	3
Butler	100	68	32	1.5	2	0	0
Harris	91	71	20	0.0	7	2	3
Green	87	72	15	12.0	1	5.5	1

RECORD (FINISH): 6-10 (5th, AFC West)

HEAD COACH: Jack Patera (35-57, .380)

ASSISTANTS: Jack Christensen (DBs), Andy MacDonald (RBs), Jim Mora (DL), Howard Mudd (OL), Jerry Rhome (Off. Coach/ QBs/ WRs/TEs), Jackie Simpson (Def. Coach/ LBs), Rusty Tillman (Sp. Teams)

CAPTAINS: WR Steve Largent (Off), CB Keith Simpson (Def), S Don Dufek (Sp. Teams)

MVP: WR Steve Largent

PRO BOWL: WR Steve Largent (3)

NATIONAL HONORS: S Kenny Easley (AFC Defensive Rookie of the Year), First-Team All-NFL

ALL-NFL: None

POS.	OFFENSE	STARTS
WR	Sam McCullum	14
LT	Ron Essink	16
LG	*Edwin Bailey	15
C	Art Kuehn	7
	John Yarno	9
RG	Bob Newton	15
RT	Steve August	16
TE	John Sawyer	16
WR	Steve Largent	16
QB	Jim Zorn	13
	Dave Krieg	3
FB	Dan Doornink	9
	Jim Jodat	5
RB	Sherman Smith	8
	Theotis Brown	7
DEFENSE		
LE	Jacob Green	16
LT	Robert Hardy	14
RT	Manu Tuiaosopo	5
	Doug Sutherland	6
	Mike White	5
RE	Manu Tuiaosopo	11
LLB	Michael Jackson	15
MLB	Terry Beeson	7
	Joe Norman	7
RLB	Keith Butler	16
LCB	Keith Simpson	12
RCB	Dave Brown	10
	Kerry Justin	6
LS	*Kenny Easley	14
RS	John Harris	16
SPECIAL TEAMS		
K	Efren Herrera	12
	Wilson Alvarez	4
P	Jeff West	15

*Rookie or first-year player

AFC

EASTERN	W	L	T	PCT.	PTS.	OPP.
Miami	11	4	1	.719	345	275
NY Jets*	10	5	1	.665	355	287
Buffalo*	10	6	0	.625	311	276
Baltimore	2	14	0	.125	259	533
New England	2	14	0	.125	322	370

CENTRAL	W	L	T	PCT.	PTS.	OPP.
Cincinnati	12	4	0	.750	421	304
Pittsburgh	8	8	0	.500	356	297
Houston	7	9	0	.438	281	355
Cleveland	5	11	0	.313	276	375

WESTERN	W	L	T	PCT.	PTS.	OPP.
San Diego	10	6	0	.625	478	390
Denver	10	6	0	.625	321	289
Kansas City	9	7	0	.563	343	290
Oakland	7	9	0	.438	273	343
Seattle	6	10	0	.375	322	388

NFC

EASTERN	W	L	T	PCT.	PTS.	OPP.
Dallas	12	4	0	.750	367	277
Philadelphia*	10	6	0	.625	368	221
NY Giants*	9	7	0	.563	295	257
Washington	8	8	0	.500	347	349
St. Louis	7	9	0	.438	315	408

CENTRAL	W	L	T	PCT.	PTS.	OPP.
Tampa Bay	9	7	0	.563	315	268
Detroit	8	8	0	.500	397	322
Green Bay	8	8	0	.500	324	361
Minnesota	7	9	0	.438	325	369
Chicago	6	10	0	.375	253	324

WESTERN	W	L	T	PCT.	PTS.	OPP.
San Francisco	13	3	0	.813	357	250
Atlanta	7	9	0	.438	426	355
Los Angeles	6	10	0	.375	303	351
New Orleans	4	12	0	.250	207	378

1982 REVIEW (4-5)

DATE	W/L	SCORE	OPPONENT	ATT	BY	QUARTERS	1	2	3	4	OT	TOT
09/12	L	7-21	Cleveland	55,907	SEA		9	37	28	53	---	127
09/19	L	21-23	at Houston	43,117	OPP		26	70	23	28	---	147
09/26			at New England	Cxl								
10/03			Kansas City	Cxl								
10/10			at San Diego	Cxl								
10/17			L.A. Raiders	Cxl								
10/24			San Diego	Cxl								
10/31			at Kansas City	Cxl								
11/07			Denver	Cxl								
11/14			at St. Louis	Cxl								
11/21	W	17-10	at Denver	73,916								
11/28	W	16-0	Pittsburgh	55,553								
12/05	L	23-28	at L.A. Raiders	42,170								
12/12	W	20-14	Chicago	52,826								
12/19	L	0-16	New England	53,457								
12/26	L	10-24	at Cincinnati	55,330								
01/02	W	13-11	Denver	43,145								

SCORING	TD	RU	PA	RT	PAT	FG	S	PTS
N. Johnson	0	0	0	0	0	13-14	10-14	0 43
Largent	3	0	3	0	0	0	0	18
T. Brown	2	2	0	0	0	0	0	12
Carr	2	0	2	0	0	0	0	12
Walker	2	0	2	0	0	0	0	12
SEA	14	4	9	113-14	10-14	0	0	127
OPP	18	12	4	217-18	6-15	0	0	147

TEAM STATISTICS	SEA	OPP
TOTAL FIRST DOWNS	159	167
Rushing	51	86
Passing	89	68
Penalty	19	13
3rd Down: Made/Att	43/130	50/126
3rd Down Pct.	33.1	39.7
4th Down: Made/Att	6/12	5/8
4th Down Pct.	50.0	62.5
POSSESSION AVG.	28:04	31:56
TOTAL NET YARDS	2594	2794
Avg. Per Game	288.2	310.4
Total Plays	589	600
Avg. Per Play	4.4	4.7
NET YARDS RUSHING	795	1461
Avg. Per Game	88.3	162.3
Total Rushes	227	337
NET YARDS PASSING	1799	1333
Avg. Per Game	199.9	148.1
Sacked/Yards Lost	36/269	17/135
Gross Yards	2068	1468
Att./Completions	326/176	246/138
Completion Pct.	54.0	56.1
Had Intercepted	13	13
PUNTS/AVERAGE	49/38.6	50/40.6
NET PUNTING AVG.	35.9	34.9
PENALTIES/YARDS	59/523	44/406
FUMBLES/BALL LOST	21/11	18/9
TOUCHDOWNS	14	18
Rushing	4	12
Passing	9	4
Returns	1	2
TOTAL POINTS	127	147

RUSHING	ATT	YDS	AVG	LG	TD
Smith	63	202	3.2	19	0
Doornink	45	178	4.0	46	0
T. Brown	53	141	2.7	17	2
Zorn	15	113	7.5	35	1
Hughes	30	106	3.5	13	0
SEA	227	795	3.5	46	4
OPP	337	1461	4.3	53	12

INTERCEPTIONS	NO	YDS	AVG	LG	TD
Easley	4	48	12.0	44	0
Harris	4	33	8.3	18	0
Jackson	2	29	14.5	28	0
SEA	13	160	12.3	44	1
OPP	13	88	6.8	39	1

RECEIVING	NO	YDS	AVG	LG	TD
Largent	34	493	14.5	45	3
Doornink	22	176	8.0	44	0
Smith	19	196	10.3	39	0
Carr	15	265	17.7	50	2
Johns	15	234	15.6	35	1
Metzelaars	15	152	10.1	26	0
SEA	176	2068	11.8	50	9
OPP	138	1468	10.6	56	4

PUNTING	NO	YDS	AVG	NET	TB	I20	LG	B
West	48	1835	38.2	36.7	3	8	52	0
SEA	49	1889	38.6	35.9	3	9	54	0
OPP	50	2032	40.6	34.9	3	10	59	0

PUNT RETURNS	NO	FC	YDS	AVG	LG	TD
Johns	19	10	210	11.1	37	0
SEA	21	14	228	10.9	37	0
OPP	19	23	69	3.6	18	0

KICKOFF RETURNS	NO	YDS	AVG	LG	TD
Ivory	10	224	22.4	30	0
Lane	11	172	15.6	32	0
SEA	29	544	18.8	32	0
OPP	24	361	15.0	34	0

PASSING	ATT	CMP	YDS	CMP%	YDS/ATT	TD	TD%	INT	INT%	LG	SACKED	RATING
Zorn	245	126	1540	51.4	6.29	7	2.9	11	4.5	50	20/152	62.1
Krieg	78	49	501	62.8	6.42	2	2.6	2	2.6	44	16/117	79.0
SEA	326	176	2068	54.0	6.34	9	2.8	13	4.0	50	36/269	66.1
OPP	246	138	1468	56.1	5.97	4	1.6	13	5.3	56	17/135	57.1

FIELD GOALS 1-19 20-29 30-39 40-49 50+
 N. Johnson 0-0 3-4 5-6 2-3 0-1
 SEA 0-0 3-4 5-6 2-3 0-1
 OPP 0-0 4-5 2-3 0-6 0-1
 N. Johnson: () () (37R,41R,23R,25) (35,48,29)
 (30) (30,34) (52B) (43) (22,34)
OPPONENTS: (45B,26B,42L) (24) (21)() (42L)
 (50R) (21,41B,48L,23) (34) (39L,44B)

DEFENSIVE STATISTICS

PLAYER	T	S	A	SAC	PD	FF	FR
Jackson	64	40	24	0.0	5	0	1
Easley	56	49	7	1.0	3	1	1
D. Brown	51	40	11	1.0	2	0	2
Scholtz	48	36	12	1.0	3	1	1
Simpson	46	42	4	0.0	3	0	0
Butler	46	36	11	2.0	1	0	0

RECORD (FINISH): 4-5 (T8th, AFC). Season shortened to 9 games because of players' strike. Top 8 in AFC & NFC made playoffs.

HEAD COACH: Jack Patera (35-59, .372) fired on October 13 after 2 games. Mike McCormack (4-3, .571)

ASSISTANTS: Jack Christensen (DBs), Frank Lauterbur (DL), Andy MacDonald (RBs), Howard Mudd (OL), Jerry Rhome (Off. Coach/QBs/WRs/TEs), Jackie Simpson (Def. Coach/LBs), Rusty Tillman (Sp. Teams)

CAPTAINS: WR Steve Largent (Off), CB Keith Simpson (Def), S Don Dufek (Sp. Teams)

MVP: LS Kenny Easley

PRO BOWL: LS Kenny Easley (1)

NATIONAL HONORS: None

FIRST-TEAM ALL-NFL: LS Kenny Easley (PFW, NEA, Football Digest)

POS.	OFFENSE	STARTS
WR	Paul Johns	7
	Roger Carr	2
LT	Dennis Boyd	2
	Ron Essink	7
LG	Edwin Bailey	7
C	John Yarno	9
RG	Robert Pratt	9
RT	Steve August	7
TE	Mike Tice	9
WR	Steve Largent	8
QB	Jim Zorn	7
	Dave Krieg	2
RB	Sherman Smith	8
FB	David Hughes	3
	Dan Doornink	5
DEFENSE		
LE	Jacob Green	9
LT	Robert Hardy	8
RT	Manu Tuiaosopu	8
RE	*Jeff Bryant	9
LLB	*Bruce Scholtz	9
MLB	Michael Jackson	8
RLB	Keith Butler	8
LCB	Keith Simpson	8
RCB	Dave Brown	9
LS	Kenny Easley	8
RS	John Harris	9
SPECIAL TEAMS		
K	*Norm Johnson	9
P	Jeff West	9

*Rookie or first-year player

	AFC					
	W	L	T	PCT.	PTS.	OPP.
LA Raiders	8	1	0	.889	260	200
Miami	7	2	0	.778	198	131
Cincinnati	7	2	0	.778	232	177
Pittsburgh	6	3	0	.667	204	146
San Diego	6	3	0	.667	288	221
NY Jets	6	3	0	.667	245	166
New England	5	4	0	.556	143	157
Cleveland	4	5	0	.444	140	182
Buffalo	4	5	0	.444	150	154
Seattle	4	5	0	.444	127	147
Kansas City	3	6	0	.333	176	184
Denver	2	7	0	.222	148	226
Houston	1	8	0	.111	136	245
Baltimore	0	8	1	.056	113	236

	NFC					
	W	L	T	PCT.	PTS.	OPP.
Washington	8	1	0	.889	190	128
Dallas	6	3	0	.667	226	145
Green Bay	5	3	1	.611	226	169
Minnesota	5	4	0	.556	187	198
Atlanta	5	4	0	.556	183	199
St. Louis	5	4	0	.556	135	170
Tampa Bay	5	4	0	.556	158	178
Detroit	4	5	0	.444	181	176
New Orleans	4	5	0	.444	129	160
NY Giants	4	5	0	.444	164	160
San Francisco	3	6	0	.333	209	206
Chicago	3	6	0	.333	141	174
Philadelphia	3	6	0	.333	191	195
LA Rams	2	7	0	.222	200	250

As the result of a 57-day players' strike, the 1982 NFL regular season schedule was reduced from 16 weeks to 9. At the conclusion of the regular season, the NFL conducted a 16-team postseason Super Bowl Tournament. Eight teams from each conference were seeded 1-8 based on their records during the season.

1983 REVIEW (9-7; 2-1 PLAYOFFS)

DATE	W/L	SCORE	OPPONENT	ATT
09/04	L	13-17	at Kansas City	42,531
09/11	W	17-10	at N.Y. Jets	50,066
09/18	W	34-31	San Diego	61,714
09/25	L	17-27	Washington	60,718
10/02	W	24-9	at Cleveland	75,446
10/09	L	21-28	at San Diego	49,132
10/16	W	38-36	L.A. Raiders	60,697
10/23	L	21-27	Pittsburgh	61,615
10/30	W	34-21	at L.A. Raiders	49,708
11/06	W	27-19	Denver	61,189
11/13	L	28-33	at St. Louis	33,280
11/20	L	27-38	at Denver	74,710
11/27	W	51-48	Kansas City (OT)	56,795
12/04	L	10-35	Dallas	63,352
12/11	W	17-12	at N.Y. Giants	48,942
12/18	W	24-6	New England	59,688
POSTSEASON				
12/24	W	31-7	Denver (Sat.) (AFC First-Round)	60,753
12/31	W	27-20	at Miami (Sat.) (AFC Divisional Playoff)	71,032
01/08	L	14-30	at L.A. Raiders (AFC Championship)	88,734

TEAM STATISTICS	SEA	OPP
TOTAL FIRST DOWNS	300	351
Rushing	131	128
Passing	153	195
Penalty	16	28
3rd Down: Made/Att	96/218	95/214
3rd Down Pct.	44.0	44.4
4th Down: Made/Att	4/10	4/10
4th Down Pct.	40.0	40.0
POSSESSION AVG.	29:52	30:08
TOTAL NET YARDS	5092	6029
Avg. Per Game	318.3	376.8
Total Plays	1032	1075
Avg. Per Play	4.9	5.6
NET YARDS RUSHING	2119	2198
Avg. Per Game	132.4	137.4
Total Rushes	546	511
NET YARDS PASSING	2973	3831
Avg. Per Game	185.8	239.4
Sacked/Yards Lost	47/343	43/351
Gross Yards	3316	4182
Att./Completions	449/251	521/3111
Completion Pct.	55.9	59.7
Had Intercepted	18	26
PUNTS/AVERAGE	79/39.5	68/40.2
NET PUNTING AVG.	34.6	34.2
PENALTIES/YARDS	102/890	91/725
FUMBLES/BALL LOST	36/20	44/28
TOUCHDOWNS	50	48
Rushing	19	14
Passing	25	33
Returns	6	1
TOTAL POINTS	403	397

BY QUARTERS	1	2	3	4	OT	TOT
SEA	67	99	102	132	3	403
OPP	69	134	56	138	0	397

SCORING	TD	RU	PA	RT	PAT	FG	S	Pts
N. Johnson	0	0	0	0	49-50	18-25	0	103
Warner	14	13	1	0	0	0	0	84
Largent	11	0	11	0	0	0	0	66
Johns	5	0	4	1	0	0	0	30
SEA	50	19	25	6	49-50	18-25	0	403
OPP	48	14	33	1	43-48	20-26	3	397

RUSHING	ATT	Yds	AVG	LG	TD
Warner	335	1449	4.3	60	13
Hughes	83	313	3.8	26	1
Doornink	40	99	2.5	9	2
SEA	546	2119	3.9	60	19
OPP	511	2198	4.3	37	14

RECEIVING	No	Yds	AVG	LG	TD
Largent	72	1074	14.9	46	11
Warner	42	325	7.7	28	1
Young	36	529	14.7	47	2
Johns	34	486	14.3	30	4
SEA	251	3316	13.2	50	25
OPP	311	4182	13.4	78	33

PUNT RETURNS	No	FC	Yds	AVG	LG	TD
Johns	28	5	316	11.3	75t	1
SEA	34	6	366	10.8	75t	1
OPP	36	16	185	5.1	18	0

KICKOFF RETURNS	No	Yds	AVG	LG	TD
Dixon	49	1148	23.4	94	1
Hughes	12	282	23.5	35	1
SEA	71	1575	22.2	94	1
OPP	59	952	16.1	45	0

INTERCEPTIONS	No	Yds	AVG	LG	TD
Easley	7	96	13.2	38	0
D. Brown	6	83	13.8	37	0
Simpson	4	39	9.7	14	0
SEA	26	353	13.6	73	2
OPP	18	279	15.5	40	1

PUNTING	No	Yds	AVG	NET	TB	I20	LG	B
West	79	3115	39.5	34.6	10	25	56	0
SEA	79	3115	39.5	34.6	10	25	56	0
OPP	68	2754	40.5	34.2	3	14	58	0

FIELD GOALS	1-19	20-29	30-39	40-49	50+
N. Johnson	1-1	4-4	4-7	8-10	1-3
SEA	1-1	4-4	4-7	8-10	1-3
OPP	2-2	5-6	6-7	7-9	0-1

PASSING	ATT	CMP	YDS	CMP%	YDS/ATT	TD	TD%	INT	INT%	LG	SACKED	RATING
Krieg	243	147	2139	60.5	8.80	18	7.4	11	4.5	50	38/279	95.0
Zorn	205	103	1166	50.2	5.69	7	3.4	7	3.4	43	9/64	64.8
SEA	449	251	3316	55.9	7.38	25	5.6	18	4.0	50	47/34	81.3
OPP	521	311	4182	59.7	8.03	33	6.3	26	5.0	78	43/35	85.6

DEFENSIVE STATISTICS

PLAYER	T	S	A	SAC	PD	FF	FR
Scholtz	104	84	20	1.5	6	3	1
Robinson	96	65	31	1.5	0	2	4
Harris	93	67	26	3.0	8	0	3
Easley	84	58	26	3.0	8	1	3
Butler	81	61	20	0.0	1	0	2

RECORD (FINISH): 9-7 (2nd, AFC). First playoff appearance. Won 2 games then lost AFC Championship Game at L.A. Raiders, 30-14.

HEAD COACH: Chuck Knox (9-7, .563)

ASSISTANTS: Tom Catlin (Asst. Head Coach/ Def. Coord./LBs), Ray Prochaska (Off. Coord./OL), George Dyer (DL), Chick Harris (RBs), Ralph Hawkins (DBs), Ken Meyer (QBs), Steve Moore (WRs), Rusty Tillman (Sp. Teams/TEs), Joe Vitt (Sp. Assign.)

CAPTAINS: WR Steve Largent (Off), CB Dave Brown (Def), RB Eric Lane (Sp. Teams)

MVP: RB Curt Warner

PRO BOWL: SS Kenny Easley (2), RB Curt Warner (1),

NATIONAL HONORS: Chuck Knox, NFL Coach of the Year (SGH), SS Kenny Easley, AFC Defensive Player of the Year (FB News), RB Curt Warner, AFC Offensive Player of Year (UPI, NFLPA, WNTDC),

FIRST-TEAM ALL-NFL: SS Kenny Easley (NEA, PFWA, PFW)

POS.	OFFENSE	STARTS
WR	Paul Johns	9
LT	Ron Essink	16
LG	Reggie McKenzie	14
C	Blair Bush	16
RG	Robert Pratt	16
RT	Steve August	15
TE	Pete Metzelaars	7
WR	Steve Largent	14
QB	Jim Zorn	8
	Dave Krieg	8
RB	*Curt Warner	16
FB	David Hughes	6
DEFENSE		
LE	Jacob Green	16
NT	Manu Tuiaosopolo	8
	Joe Nash	8
RE	Jeff Bryant	16
LOLB	Bruce Scholtz	16
LILB	Shelton Robinson	15
RILB	Keith Butler	16
ROLB	Michael Jackson	9
	Greg Gaines	6
LCB	Kerry Justin	10
RCB	Dave Brown	16
SS	Kenny Easley	15
FS	John Harris	16
SPECIAL TEAMS		
K	Norm Johnson	16
P	Jeff West	16

*Rookie or first-year player

AFC

EASTERN	W	L	T	PCT.	PTS.	OPP.
Miami	12	4	0	.750	389	250
New England	8	8	0	.500	274	289
Buffalo	8	8	0	.500	283	351
Baltimore	7	9	0	.438	264	354
NY Jets	7	9	0	.438	313	331

CENTRAL	W	L	T	PCT.	PTS.	OPP.
Pittsburgh	10	6	0	.625	355	303
Cleveland	9	7	0	.563	356	342
Cincinnati	7	9	0	.438	346	302
Houston	2	14	0	.125	288	460

WESTERN	W	L	T	PCT.	PTS.	OPP.
LA Raiders	12	4	0	.750	442	338
Seattle*	9	7	0	.563	403	397
Denver*	9	7	0	.563	302	327
San Diego	6	10	0	.375	358	462
Kansas City	6	10	0	.375	386	367

NFC

EASTERN	W	L	T	PCT.	PTS.	OPP.
Washington	14	2	0	.875	541	332
Dallas*	12	4	0	.750	479	360
St. Louis	8	7	1	.531	374	428
Philadelphia	5	11	0	.313	233	322
NY Giants	3	12	1	.219	267	347

CENTRAL	W	L	T	PCT.	PTS.	OPP.
Detroit	9	7	0	.563	347	286
Green Bay	8	8	0	.500	429	439
Chicago	8	8	0	.500	311	301
Minnesota	8	8	0	.500	316	348
Tampa Bay	2	14	0	.125	241	380

WESTERN	W	L	T	PCT.	PTS.	OPP.
San Francisco	10	6	0	.625	432	293
LA Rams*	9	7	0	.563	361	344
New Orleans	8	8	0	.500	319	337
Atlanta	7	9	0	.438	370	389

1984 REVIEW (12-4; 1-1 PLAYOFFS)

DATE	W/L	SCORE	OPPONENT	ATT
09/03	W	33-0	Cleveland (Mon.)	59,540
09/09	W	31-17	San Diego	61,314
09/16	L	23-38	at New England	43,140
09/23	W	38-9	Chicago	61,520
09/30	W	20-12	at Minnesota	57,171
10/07	L	14-28	at L.A. Raiders	77,904
10/14	W	31-28	Buffalo	59,034
10/21	W	28-24	Green Bay at Milwaukee	52,286
10/29	W	24-0	at San Diego (Mon.)	53,974
11/04	W	45-0	Kansas City	61,396
11/12	W	17-14	L.A. Raiders (Mon.)	64,001
11/18	W	26-6	at Cincinnati	50,280
11/25	W	27-24	at Denver	74,922
12/02	W	38-17	Detroit	62,441
12/09	L	7-34	at Kansas City	34,855
12/15	L	14-31	Denver (Sat.)	64,411

POSTSEASON

12/22	W	13-7	L.A. Raiders (Sat.) (AFC First-Round)	62,049
12/29	L	10-31	at Miami (Sat.) (AFC Divisional Playoff)	73,469

TEAM STATISTICS

	SEA	OPP
TOTAL FIRST DOWNS	287	288
Rushing	94	99
Passing	171	160
Penalty	22	29
3rd Down: Made/Att	84/222	73/214
3rd Down Pct.	37.8	34.1
4th Down: Made/Att	4/9	9/20
4th Down Pct.	44.4	45.0
POSSESSION AVG.	30:46	29:14
TOTAL NET YARDS	5068	4963
Avg. Per Game	316.8	310.2
Total Plays	1034	1051
Avg. Per Play	4.9	4.7
NET YARDS RUSHING	1645	1789
Avg. Per Game	102.8	111.8
Total Rushes	495	475
NET YARDS PASSING	3423	3174
Avg. Per Game	213.9	198.4
Sacked/Yards Lost	42/328	55/398
Gross Yards	3751	3572
Att./Completions	497/283	521/265
Completion Pct.	56.9	50.9
Had Intercepted	26	38
PUNTS/AVERAGE	95/37.5	83/40.3
NET PUNTING AVG.	33.3	33.0
PENALTIES/YARDS	128/1179	114/883
FUMBLES/BALL LOST	24/13	47/25
TOUCHDOWNS	51	34
Rushing	10	11
Passing	32	18
Returns	9	5
TOTAL POINTS	418	282

BY QUARTERS	1	2	3	4	OT	TOT
SEA	92	135	100	91	--	418
OPP	60	86	62	74	--	282

SCORING	TD	Ru	Pa	Rt	PAT	FG	S	Pts
Johnson	0	0	0	0	50-51	20-24	0	110
Largent	12	0	12	0	0	0	0	72
Turner	10	0	10	0	0	0	0	60
Lane	5	4	1	0	0	0	0	30
SEA	51	10	32	9	50-51	20-24	1	418
OPP	34	11	18	5	34-34	14-22	1	282

RUSHING	ATT	Yds	AVG	LG	TD
Hughes	94	327	3.5	14	1
Lane	80	299	3.7	40	4
Doornink	57	215	3.8	25	0
SEA	495	1645	3.3	40	10
OPP	475	1789	3.8	25	11

RECEIVING	NO	Yds	AVG	LG	TD
Largent	74	1164	15.7	65	12
Turner	35	715	20.4	80	10
C. Young	33	337	10.2	31	1
Doornink	31	365	11.8	32	2
SEA	283	3751	13.3	80	32
OPP	265	3572	13.5	92	18

INTERCEPTIONS	NO	Yds	AVG	LG	TD
Easley	10	126	12.6	58	2
Brown	8	179	22.4	90	2
SEA	38	697	18.3	90	7
OPP	26	333	12.8	42	3

KICKOFF RETURNS	NO	Yds	AVG	LG	TD
Dixon	25	446	17.8	36	0
Hughes	17	348	20.5	38	0
SEA	54	1007	18.6	38	0
OPP	67	1116	16.7	46	0

PUNT RETURNS	NO	FC	Yds	AVG	LG	TD
Easley	16	5	194	12.1	42	0
Skansi	16	2	145	9.1	16	0
SEA	44	11	484	11.0	47	1
OPP	32	39	205	6.4	65	1

PUNTING	NO	Yds	AVG	NET	TB	I20	LG	B
West	95	3567	37.5	33.3	10	24	60	0
SEA	95	3567	37.5	33.3	10	24	60	0
OPP	83	3345	40.3	33.0	6	14	63	4

FIELD GOALS	1-19	20-29	30-39	40-49	50+
Johnson	0-0	9-10	4-4	6-7	1-3
SEA	0-0	9-10	4-4	6-7	1-3
OPP	0-0	4-5	5-8	5-9	0-0

PASSING ATT	CMP	YDS	CMP%YDS/ATT	TD	TD%	INT	INT%	LG	SACKED	RATING		
Krieg	480	276	3671	57.5	7.65	32	6.7	24	5.0	80	40/314	83.3
SEA	497	283	3751	56.9	7.55	32	6.4	26	5.2	80	42/328	80.6
OPP	521	265	3572	50.9	6.86	18	3.5	38	7.3	92	55/398	54.2

DEFENSIVE STATISTICS

PLAYER	T	S	A	SAC	PD	FF	FR
Robinson	93	65	28	0.5	4	0	4
K. Butler	89	68	21	1.0	4	0	2
Gaines	88	61	27	3.5	3	0	2
Nash	82	58	24	7.0	1	1	3

RECORD (FINISH): 12-4 (2nd, AFC West). Lost divisional playoff at Miami 31-10.

HEAD COACH: Chuck Knox (21-11, .656)

ASSISTANTS: Tom Catlin (Asst. Head Coach/ Def. Coord./LBs), Ray Prochaska (Off. Coord./OL), George Dyer (DL), Chick Harris (RBs), Ralph Hawkins (DBs), Ken Meyer (QBs), Steve Moore (WRs), Rusty Tillman (Sp. Tms/TEs), Joe Vitt (Sp. Assign.)

CAPTAINS: TE Charle Young (Off), CB Dave Brown (Def), RB Eric Lane (Sp. Teams)

MVP: SS Kenny Easley

PRO BOWL: CB Dave Brown (1), SS Kenny Easley (3), K Norm Johnson (1), QB Dave Krieg (1), WR Steve Largent (4), NT Joe Nash (1), Sp. Fredd Young (1)

NATIONAL HONORS: Chuck Knox, NFL Coach of the Year (AP, SN, SGH), SS Kenny Easley, NFL Def. Player of the Year (AP, PFWA)

FIRST-TEAM ALL-NFL: CB Dave Brown (Films), SS Kenny Easley (AP, SI, PFW, PFWA, SN, NEA, Films), DE Jacob Green (SN), K Norm Johnson (AP, PFWA, SN, PFW), WR Steve Largent (Films), NT Joe Nash (AP, Films, PFW), Sp. Fredd Young (Films, PFW)

POS.	OFFENSE	STARTS
WR	*Daryl Turner	8
LT	Ron Essink	16
LG	Reggie McKenzie	8
	Edwin Bailey	8
C	Blair Bush	16
RG	Robert Pratt	16
RT	Bob Cryder	10
TE	Charle Young	13
	Mike Tice	8
WR	Steve Largent	16
QB	Dave Krieg	16
RB	Curt Warner	1
	Eric Lane	7
FB	Franco Harris	6
	David Hughes	6
	DEFENSE	
LE	Jacob Green	16
NT	Joe Nash	16
RE	Jeff Bryant	16
LOLB	Bruce Scholtz	16
LILB	Shelton Robinson	16
RILB	Keith Butler	16
ROLB	Greg Gaines	11
LCB	Keith Simpson	15
RCB	Dave Brown	16
SS	Kenny Easley	16
FS	John Harris	16
	SPECIAL TEAMS	
K	Norm Johnson	16
P	Jeff West	16

*Rookie or first-year player

AFC

EASTERN	W	L	T	PCT.	PTS.	OPP.
Miami	14	2	0	.875	513	298
New England	9	7	0	.563	362	352
NY Jets	7	9	0	.438	332	364
Indianapolis	4	12	0	.250	239	414
Buffalo	2	14	0	.125	250	454

CENTRAL	W	L	T	PCT.	PTS.	OPP.
Pittsburgh	9	7	0	.563	387	310
Cincinnati	8	8	0	.500	339	339
Cleveland	5	11	0	.313	250	297
Houston	3	13	0	.188	240	437

WESTERN	W	L	T	PCT.	PTS.	OPP.
Denver	13	3	0	.813	353	241
Seattle*	12	4	0	.750	418	282
LA Raiders*	11	5	0	.688	368	278
Kansas City	8	8	0	.500	314	324
San Diego	7	9	0	.438	394	413

NFC

EASTERN	W	L	T	PCT.	PTS.	OPP.
Washington	11	5	0	.688	426	310
NY Giants*	9	7	0	.563	299	301
St. Louis	9	7	0	.563	423	345
Dallas	9	7	0	.563	308	308
Philadelphia	6	9	1	.406	278	320

CENTRAL	W	L	T	PCT.	PTS.	OPP.
Chicago	10	6	0	.625	325	248
Green Bay	8	8	0	.500	390	309
Tampa Bay	6	10	0	.375	335	380
Detroit	4	11	1	.281	283	408
Minnesota	3	13	0	.188	276	484

WESTERN	W	L	T	PCT.	PTS.	OPP.
San Francisco	15	1	0	.938	475	227
LA Rams*	10	6	0	.625	346	316
New Orleans	7	9	0	.438	298	361
Atlanta	4	12	0	.250	281	382

1985 REVIEW (8-8)

DATE	W/L	SCORE	OPPONENT	ATT
09/08	W	28-24	at Cincinnati	51,625
09/15	W	49-35	at San Diego	54,420
09/23	L	24-35	L.A. Rams (Mon.)	63,292
09/29	L	7-28	at Kansas City	50,485
10/06	W	26-21	San Diego	61,300
10/13	W	30-26	Atlanta	60,430
10/20	L	10-13	at Denver (OT)	74,899
10/27	L	14-17	at N.Y. Jets	69,320
11/03	W	33-3	L.A. Raiders	64,060
11/10	W	27-3	at New Orleans	47,365
11/17	L	13-20	New England	60,345
11/25	L	6-19	at SF 49ers (Mon.)	57,482
12/01	W	24-6	Kansas City	52,655
12/08	W	31-13	Cleveland	58,477
12/15	L	3-13	at L.A. Raiders	77,425
12/20	L	24-27	Denver (Fri.)	56,283

TEAM STATISTICS	SEA	OPP
TOTAL FIRST DOWNS	299	290
Rushing	96	90
Passing	179	179
Penalty	24	21
3rd Down: Made/Att	96/244	72/218
3rd Down Pct.	39.3	33.0
4th Down: Made/Att	10/17	9/13
4th Down Pct.	58.8	69.2
POSSESSION AVG.	30:13	29:47
TOTAL NET YARDS	5007	5160
Avg. Per Game	312.9	322.5
Total Plays	1090	1030
Avg. Per Play	4.6	5.0
NET YARDS RUSHING	1644	1837
Avg. Per Game	102.8	114.8
Total Rushes	462	473
NET YARDS PASSING	3363	3323
Avg. Per Game	210.2	207.7
Sacked/Yards Lost	53/457	61/464
Gross Yards	3820	3787
Att./Completions	575/304	496/273
Completion Pct.	52.9	55.0
Had Intercepted	23	24
PUNTS/AVERAGE	91/40.3	97/42.1
NET PUNTING AVG.	33.8	34.6
PENALTIES/YARDS	102/827	106/840
FUMBLES/BALL LOST	34/18	39/20
TOUCHDOWNS	44	35
Rushing	9	12
Passing	28	22
Returns	7	1
TOTAL POINTS	349	303

BY QUARTERS	1	2	3	4	OT	TOT
SEA	43	116	90	100	0	349
OPP	47	78	63	112	3	303

SCORING	TD	RU	PA	Rt	PAT	FG	SPTS
Johnson	0	0	0	0	40-41	14-25	0 82
Turner	13	0	13	0	0	0	0 78
Warner	9	8	1	0	0	0	0 54
Largent	6	0	6	0	1-1	0	0 37
SEA	44	9	28	7	41-44	14-25	1349
OPP	35	12	22	1	31-35	20-28	1303

RUSHING	ATT	Yds	AVG	LG	TD
Warner	291	1094	3.8	38	8
Morris	55	236	4.3	21	0
Hughes	40	128	3.2	9	0
Krieg	35	121	3.5	17	1
SEA	462	1644	3.6	38	9
OPP	473	1837	3.9	43	12

RECEIVING	No	Yds	AVG	LG	TD
Largent	79	1287	16.3	43	6
Warner	47	307	6.5	27	1
Turner	34	670	19.7	54	13
C. Young	28	351	12.5	32	2
Skansi	21	269	12.8	32	1
Walker	19	285	15.0	28	2
SEA	304	3820	12.6	54	28
OPP	273	3787	13.9	71	22

INTERCEPTIONS	No	Yds	AVG	LG	TD
Harris	7	20	2.9	17	0
Brown	6	58	9.7	28	1
Taylor	4	75	18.8	75	1
SEA	24	272	11.3	75	3
OPP	23	389	16.9	83	1

PUNTING	No	Yds	AVG	NET	TB	I20	LG	B
Finzer	68	2766	40.7	34.6	6	12	61	0
Colquitt	12	481	40.1	34.3	2	3	55	0
West	11	420	38.2	28.3	3	0	52	0
SEA	91	3667	40.3	33.8	11	15	61	0
OPP	97	4081	42.1	34.6	12	22	62	2

PUNT RETURNS	No	FC	Yds	AVG	LG	TD
Skansi	31	7	312	10.1	32	0
Easley	8	0	87	10.9	25	0
SEA	53	11	483	9.1	32	0
OPP	47	14	374	8.0	19	0

PASSING	ATT	CMP	Yds	CMP%	Yds/Att	TD	TD%	INT	INT%	LG	SACKED	RATING
Krieg	532	285	3602	53.6	6.77	27	5.1	20	3.8	54	52/448	76.2
Gilbert	40	19	218	47.5	5.45	1	2.5	2	5.0	37	1/9	----
SEA	575	304	3820	52.9	6.64	28	4.9	23	4.0	54	53/457	73.4
OPP	496	273	3787	55.0	7.64	22	4.4	24	4.8	71	61/464	74.4

KICKOFF RETURNS	NO	YDS	AVG	LGTD
Morris	31	636	20.5	58
Skansi	19	358	18.8	35
SEA	58	1166	20.1	58
OPP	47	918	19.5	63

FIELD GOALS	1-19	20-29	30-39	40-49	50+
Johnson	0-0	5-5	7-9	1-8	1-3
SEA	0-0	5-5	7-9	1-8	1-3
OPP	0-0	10-11	4-7	5-7	1-3

DEFENSIVE STATISTICS

PLAYER	T	S	A	SAC	PD	FF	FR
F. Young	118	93	25	3.0	2	0	1
K. Butler	108	71	37	0.0	3	2	3
Green	92	60	32	13.5	1	7	2
Nash	87	67	20	9.0	0	0	2
Easley	79	62	17	2.0	7	0	3
Bryant	73	49	25	8.5	4	0	4

RECORD (FINISH): 8-8 (3rd, AFC West).

HEAD COACH: Chuck Knox (29-19, '604)

ASSISTANTS: Tom Catlin (Asst. Head Coach/ Def. Coord./L.Bs), Ray Prochaska (Off. Coord), George Dyer (DL), Chick Harris (RBs), Ralph Hawkins (DBs), Ken Meyer (QBs), Steve Moore (WRs), Kent Stephenson (OL), Rusty Tillman (Sp. Teams/TEs), Joe Vitt (Sp. Assign.)

CAPTAINS: WR Steve Largent (Off), CB Dave Brown (Def), RB Eric Lane (Sp. Teams)

MVP: WR Steve Largent

PRO BOWL: SS Kenny Easley (4), WR Steve Largent (5), Sp. Fredd Young (2)

NATIONAL HONORS: RB Curt Warner, Comeback Player of the Year (SI)

FIRST-TEAM ALL-NFL: SS Kenny Easley (AP, PFWA, NEA), WR Steve Largent (AP, PFWA, SI, C&PFN)

AFC						
EASTERN	W	L	T	PCT.	PTS.	OPP.
Miami	12	4	0	.750	428	320
NY Jets*	11	5	0	.688	393	264
New England*	11	5	0	.688	362	290
Indianapolis	5	11	0	.313	320	386
Buffalo	2	14	0	.125	200	381

CENTRAL	W	L	T	PCT.	PTS.	OPP.
Cleveland	8	8	0	.500	287	294
Cincinnati	7	9	0	.438	441	437
Pittsburgh	7	9	0	.438	379	355
Houston	5	11	0	.313	284	412

WESTERN	W	L	T	PCT.	PTS.	OPP.
LA Raiders	12	4	0	.750	354	308
Denver	11	5	0	.688	380	329
Seattle	8	8	0	.500	349	303
San Diego	8	8	0	.500	467	435
Kansas City	6	10	0	.375	317	360

POS.	OFFENSE	STARTS
WR	Daryl Turner	12
LT	Ron Essink	12
LG	Edwin Bailey	16
C	Blair Bush	16
RG	Robert Pratt	12
RT	Steve August	6
RT	Bob Cryder	15
TE	Charle Young	14
	Dan Ross	5
QB	Dave Krieg	16
RB	Curt Warner	16
FB	David Hughes	10
	Eric Lane	3
DEFENSE		
LE	Jacob Green	16
NT	Joe Nash	16
RE	Jeff Bryant	16
LOLB	Bruce Sholtz	16
LILB	Fredd Young	13
RILB	Keith Butler	16
ROLB	Michael Jackson	16
LCB	Terry Taylor	16
RCB	Dave Brown	16
SS	Kenny Easley	13
FS	John Harris	16
SPECIAL TEAMS		
K	Norm Johnson	16
P	David Finzer	12
	Jeff West	2
	Jimmy Colquitt	2

*Rookie or first-year player

NFC						
EASTERN	W	L	T	PCT.	PTS.	OPP.
Dallas	10	6	0	.625	357	333
NY Giants*	10	6	0	.625	399	283
Washington	10	6	0	.625	297	312
Philadelphia	7	9	0	.438	286	310
St. Louis	5	11	0	.313	278	414

CENTRAL	W	L	T	PCT.	PTS.	OPP.
Chicago	15	1	0	.938	456	198
Green Bay	8	8	0	.500	337	355
Minnesota	7	9	0	.438	346	359
Detroit	7	9	0	.438	307	366
Tampa Bay	2	14	0	.125	294	448

WESTERN	W	L	T	PCT.	PTS.	OPP.
LA Rams	11	5	0	.688	340	277
San Francisco*	10	6	0	.625	411	263
New Orleans	5	11	0	.313	294	401
Atlanta	4	12	0	.250	282	452

1987 REVIEW (9-6; 0-1 PLAYOFFS)

DATE	W/L	SCORE	OPPONENTS	ATT
09/13	L	17-40	at Denver	75,999
09/20	W	43-14	Kansas City	61,667
09/27			at San Diego	Cx1
10/04	W	24-20	Miami	19,448
10/11	L	10-17	Cincinnati	31,739
10/18	W	37-14	at Detroit	8,310
10/25	W	35-13	at L.A. Raiders	52,735
11/01	W	28-17	Minnesota	61,134
11/09	L	14-30	at N.Y. Jets (Mon.)	60,452
11/15	W	24-13	Green Bay	60,693
11/22	W	34-3	San Diego	62,444
11/30	L	14-37	L.A. Raiders (Mon.)	62,802
12/06	L	9-13	at Pittsburgh	48,881
12/13	W	28-21	Denver	61,759
12/20	W	34-21	at Chicago	62,518
12/27	L	20-41	at Kansas City	20,370
POSTSEASON				
01/03	L	20-23	at Houston (OT) (AFC First-Round)	49,662

TEAM STATISTICS	SEA	OPP
TOTAL FIRST DOWNS	301	297
Rushing	120	133
Passing	154	148
Penalty	27	16
3rd Down: Made/Att	92/189	85/196
3rd Down Pct.	48.7	43.4
4th Down: Made/Att	4/9	4/10
4th Down Pct.	44.4	40.0
POSSESSION AVG.	30:35	29:25
TOTAL NET YARDS	4735	5159
Avg. Per Game	315.7	343.9
Total Plays	937	954
Avg. Per Play	5.1	5.4
NET YARDS RUSHING	2023	2201
Avg. Per Game	134.9	146.7
Total Rushes	937	472
NET YARDS PASSING	2712	2958
Avg. Per Game	180.8	197.2
Sacked/Yards Lost	36/316	37/238
Gross Yards	3028	3196
Att./Completions	405/237	445/255
Completion Pct.	58.5	57.3
Had Intercepted	21	17
PUNTS/AVERAGE	61/38.9	63/39.1
NET PUNTING AVG.	33.1	32.7
PENALTIES/YARDS	79/668	104/890
FUMBLES/BALL LOST	32/16	38/21
TOUCHDOWNS	46	36
Rushing	13	14
Passing	31	20
Returns	2	2
TOTAL POINTS	371	314

BY QUARTERS	1	2	3	4	OT	TOT
SEA	79	132	95	65	---	371
OPP	51	110	75	78	---	314

SCORING	TDR	RU	PA	RT	PAT	FG	SPTS
N. Johnson	0	0	0	0	40-46	15-22	0 85
Warner	10	8	2	0	0	0	0 60
Largent	8	0	8	0	0	0	0 48
Turner	6	0	6	0	0	0	0 36
SEA	46	13	31	2	44-46	17-22	0 371
OPP	36	14	20	2	35-36	21-26	0 314

RUSHING	ATT	YDS	AVG	LG	TD
Warner	234	985	4.2	57	8
J. L. Williams	113	500	4.4	48	1
Krieg	36	155	4.3	17	2
SEA	496	2023	4.1	57	13
OPP	472	2201	4.7	91	14

RECEIVING	NO	YDS	AVG	LG	TD
Largent	58	912	15.7	55	8
J. L. Williams	38	420	11.1	75	3
R. Butler	33	465	14.1	40	5
Skansi	19	207	10.9	25	1
SEA	237	3028	12.8	75	31
OPP	255	3196	12.5	81	20

INTERCEPTIONS	NO	YDS	AVG	LG	TD
Easley	4	47	11.8	22	0
Robinson	3	75	25.0	44	0
Jenkins	3	46	15.3	34	0
SEA	17	289	17.0	53	1
OPP	21	146	7.0	32	0

PUNT RETURNS	NO	FC	YDS	AVG	LG	TD
Edmonds	20	4	251	12.6	40	0
SEA	32	8	322	10.1	40	0
OPP	32	12	251	7.8	91	1

PUNTING	NO	YDS	AVG	NET	TB	I20	LG	B
Rodriguez	47	1880	40.0	34.0	5	17	63	0
SEA	61	2370	38.9	33.1	5	18	63	0
OPP	63	2465	39.1	32.7	4	13	60	1

KICKOFF RETURNS	NO	YDS	AVG	LG	TD
Edmonds	27	564	20.9	43	0
Hollis	10	263	26.3	41	0
SEA	64	1236	19.3	43	0
OPP	67	1379	20.6	92	1

FIELD GOALS	1-19	20-29	30-39	40-49	50+
N. Johnson	0-0	7-7	4-7	4-5	0-1
Hagler	0-0	2-2	0-0	0-0	0-0
SEA	0-0	9-9	4-7	4-5	0-1
OPP	0-0	7-7	9-9	5-8	0-2

PASSING	ATT	CMP	YDS	CMP%	YDS/ATT	TD	TD%	INT	INT%	LG	SACKED	RATING
Krieg	294	178	2131	60.5	7.25	23	7.8	15	5.1	75	27/247	87.6
Mathison	76	36	501	47.4	6.59	3	3.9	5	6.6	47	6/49	54.8
Kemp	33	23	396	69.7	12.00	5	15.2	1	3.0	55	3/20	137.1
SEA	405	237	3028	58.5	7.48	31	7.7	21	5.2	75	36/316	85.9
OPP	445	255	3196	57.3	7.18	20	4.5	17	3.8	81	37/238	78.8

DEFENSIVE STATISTICS

PLAYER	T	S	A	SAC	PD	FF	FR
F. Young	99	78	21	9.0	5	5	4
Bosworth	78	64	14	4.0	3	2	2
Robinson	69	49	19	0.0	3	0	1
Bryant	52	40	12	4.0	0	1	1
J. Green	48	36	12	9.5	0	3	1

RECORD (FINISH): 9-6 (2nd, AFC West). Lost wild card playoff at Houston 23-20 (OT).

HEAD COACH: Chuck Knox (48-31, .608)

ASSISTANTS: Tom Catlin (Asst. Head Coach/Def. Coord./OLBs), Steve Moore (Off. Coord./WRs), George Dyer (DL), Chick Harris (RBs), Ralph Hawkins (DBs), Ken Meyer (QBs), Russ Purnell (TEs/Asst. Sp. Teams), Kent Stephenson (OL), Rusty Tillman (Sp. Teams/ILBs), Joe Vitt (Sp. Assign.)

CAPTAINS: WR Steve Largent and RB Curt Warner (Off), S Kenny Easley (Def), S Paul Moyer (Sp. Teams)

MVP: WR Steve Largent

PRO BOWL: S Kenny Easley (5), DE Jacob Green (2), WR Steve Largent (7), RB Curt Warner (3), LB Freddie Young (4)

NATIONAL HONORS: None

FIRST-TEAM ALL-NFL: WR Steve Largent (PFWA), G Bryan Millard (Films), RB Curt Warner (S-I, NEA), LB Freddie Young (AP, PFWA, Films, S-I, PFW, SN, NEA)

POS.	OFFENSE	STARTS
WR	Daryl Turner	8
LT	Ron Mattes	12
LG	Edwin Bailey	12
C	Blair Bush	11
RG	Bryan Millard	12
RT	Mike Wilson	12
TE	Mike Tice	12
WR	Steve Largent	13
QB	Dave Krieg	12
RB	Curt Warner	12
FB	John L. Williams	10
DEFENSE		
LE	Jacob Green	12
NT	Joe Nash	12
RE	Jeff Bryant	12
LOLB	Bruce Scholtz	7
	*Tony Woods	5
LILB	Freddie Young	13
RILB	*Brian Bosworth	12
ROLB	Greg Gaines	10
	*Tony Woods	2
LCB	Terry Taylor	12
RCB	Patrick Hunter	11
SS	Kenny Easley	11
FS	Eugene Robinson	12
SPECIAL TEAMS		
K	Norm Johnson	13
P	Ruben Rodriguez	13
*Rookie or first-year player		

AFC

	W	L	T	PCT.	PTS.	OPP.
Indianapolis	9	6	0	.600	300	238
New England	8	7	0	.533	320	293
Miami	8	7	0	.533	362	335
Buffalo	7	8	0	.467	270	305
NY Jets	6	9	0	.400	280	312

	W	L	T	PCT.	PTS.	OPP.
Cleveland	10	5	0	.677	390	239
Houston*	9	6	0	.600	345	349
Pittsburgh	8	7	0	.533	285	299
Cincinnati	4	11	0	.267	285	370

	W	L	T	PCT.	PTS.	OPP.
Denver	10	4	1	.700	379	288
Seattle*	9	6	0	.600	371	314
San Diego	8	7	0	.533	253	317
LA Raiders	5	10	0	.333	301	289
Kansas City	4	11	0	.267	273	388

NFC

	W	L	T	PCT.	PTS.	OPP.
Washington	11	4	0	.733	379	385
Dallas	7	8	0	.467	340	348
St. Louis	7	8	0	.467	362	268
Philadelphia	7	8	0	.467	337	380
NY Giants	6	9	0	.400	280	312

	W	L	T	PCT.	PTS.	OPP.
Chicago	11	4	0	.733	356	282
Minnesota*	8	7	0	.533	336	335
Green Bay	5	9	1	.367	255	300
Tampa Bay	4	11	0	.267	286	360
Detroit	4	11	0	.267	269	384

	W	L	T	PCT.	PTS.	OPP.
San Francisco	13	2	0	.867	459	253
New Orleans*	12	3	0	.800	422	283
LA Rams	6	9	0	.400	317	361
Atlanta	3	12	0	.200	205	436

1988 REVIEW (9-7; 0-1 PLAYOFFS)

DATE	W/L	SCORE	OPPONENT	ATT	BY	QUARTERS	1	2	3	4	OT	TOT
09/04	W	21-14	at Denver	75,986	SEA		58	124	83	74	----	339
09/11	W	31-10	Kansas City	61,512	OPP		75	90	72	92	----	329
09/18	L	6-17	at San Diego	44,449								
09/25	L	7-38	San Francisco	62,382								
10/02	W	31-20	at Atlanta	28,619								
10/09	W	16-10	at Cleveland	78,605								
10/16	L	19-20	New Orleans	63,569								
10/23	L	10-31	at L.A. Rams	57,033								
10/30	W	17-14	San Diego	59,641								
11/06	L	3-13	Buffalo	61,074								
11/13	W	27-24	Houston	60,446								
11/20	L	24-27	at Kansas City	33,152								
11/28	W	35-27	L.A. Raiders (Mon.)	62,641								
12/04	L	7-13	at New England	59,068								
12/11	W	42-14	Denver	62,839								
12/18	W	43-37	at L.A. Raiders	61,127								
POSTSEASON												
12/31	L	13-21	at Cincinnati (Sat.)	58,560								
(AFC Divisional Playoff)												

TEAM STATISTICS	SEA	OPP
TOTAL FIRST DOWNS	291	321
Rushing	125	134
Passing	139	171
Penalty	27	16
3rd Down: Made/Att	83/211	96/219
3rd Down Pct.	39.3	43.8
4th Down: Made/Att	7/16	10/16
4th Down Pct.	43.8	62.5
POSSESSION AVG.	28:32	31:28
TOTAL NET YARDS	4842	5639
Avg. Per Game	302.6	352.4
Total Plays	983	1040
Avg. Per Play	4.9	5.4
NET YARDS RUSHING	2086	2286
Avg. Per Game	130.4	142.9
Total Rushes	517	509
NET YARDS PASSING	2756	3353
Avg. Per Game	172.3	209.6
Sacked/Yards Lost	29/223	30/265
Gross Yards	2979	3618
Att./Completions	437/245	501/280
Completion Pct.	56.1	55.9
Had Intercepted	20	22
PUNTS/AVERAGE	70/40.8	66/42.1
NET PUNTING AVG.	36.8	35.7
PENALTIES/YARDS	89/790	111/861
FUMBLES/BALL LOST	29/14	31/18
TOUCHDOWNS	39	38
Rushing	14	14
Passing	22	21
Returns	3	3
TOTAL POINTS	339	329

PASSING	ATT	CMP	Yds	CMP%	Yds/ATT	TD	TD%	INT	INT%	LG	SACKED	RATING
Krieg	228	134	1741	58.8	7.64	18	7.9	8	3.5	75	12/92	94.6
Stouffer	173	98	1106	56.6	6.39	4	2.3	6	3.5	53	13/110	69.2
Kemp	35	13	132	37.1	3.77	0	0.0	4	14.8	19	3/21	----
SEA	437	245	2979	56.1	6.82	22	5.0	20	4.6	75	29/233	74.9
OPP	501	280	3618	55.9	7.22	21	4.2	22	4.4	69	30/265	74.4

SCORING	TD	RU	PA	Rt	PAT	FG	SPTS
N. Johnson	0	0	0	0	39-39	22-28	0/105
Warner	12	10	2	0	0	0	0.72
Blades	8	0	8	0	0	0	0.48
Williams	7	4	3	0	0	0	0.42
Butler	4	0	4	0	0	0	0.24
SEA	39	14	22	3	39-39	22-28	0/339
OPP	38	14	21	3	38-38	21-32	0/329

RUSHING	ATT	Yds	AVG	LG	TD
Warner	266	1025	3.9	29	10
Williams	189	877	4.6	44	4
SEA	517	2986	4.0	44	14
OPP	509	2286	4.5	42	14

RECEIVING	No	Yds	AVG	LG	TD
Williams	58	651	11.2	75	3
Blades	40	682	17.1	55	8
Largent	39	645	16.5	46	2
Tice	29	244	8.4	26	0
SEA	245	2979	12.2	75	22
OPP	280	3618	12.9	69	21

INTERCEPTIONS	No	Yds	AVG	LG	TD
Moyer	6	79	13.2	34	0
Taylor	5	53	10.6	27	1
Jenkins	3	41	13.7	21	0
SEA	22	280	12.7	34	1
OPP	20	195	9.8	55	1

PUNTING	No	Yds	AVG	NET	TB	I20	LG	B
Rodriguez	70	2858	40.8	36.8	4	14	68	0
SEA	70	2858	40.8	36.8	4	14	68	0
OPP	66	2778	42.1	35.7	4	22	59	0

PUNT RETURNS	No	FC	Yds	AVG	LG	TD
Edmonds	35	8	340	9.7	41	0
SEA	37	8	340	9.2	41	0
OPP	36	14	202	5.6	16	0

KICKOFF RETURNS	No	Yds	AVG	LG	TD
Edmonds	40	900	22.5	65	0
Morris	11	218	19.8	30	0
SEA	62	1352	21.8	65	0
OPP	66	1207	18.3	95	0

FIELD GOALS	1-19	20-29	30-39	40-49	50+
N. Johnson	1-1	4-4	7-9	10-14	0-0
SEA	1-1	4-4	7-9	10-14	0-0
OPP	0-0	10-11	6-10	4-6	1-5

DEFENSIVE STATISTICS

PLAYER	T	S	A	SAC	PD	FF	FR
Robinson	114	85	29	1.0	3	1	0
Wyman	97	71	26	2.5	0	1	2
Bosworth	82	55	27	0.0	3	1	1
Woods	80	57	23	5.0	2	0	1
Moyer	73	52	21	0.0	2	0	2

RECORD (FINISH): 9-7 (1st, AFC West). Lost divisional playoff at Cincinnati 21-13.

HEAD COACH: Chuck Knox (57-38, .600)

ASSISTANTS: Tom Catlin (Asst. Head Coach/ Def. Coord./OLBs), Steve Moore (Off. Coord./WRs), George Dyer (DL), Chick Harris (RBs), Ralph Hawkins (DBs), Ken Meyer (QBs), Russ Purnell (TEs/Asst. Sp. Teams), Kent Stephenson (OL), Rusty Tillman (Sp. Teams/ILBs), Joe Vitt (Sp. Assign.)

CAPTAINS: WR Steve Largent (Off), DE Jacob Green and S Eugene Robinson (Def), Game-to-Game (Sp. Teams)

MVP: FB John L. Williams

PRO BOWL: QB Dave Krieg (2), Sp. Rufus Porter (1)

NATIONAL HONORS: WR Steve Largent, NFL Man of the Year

FIRST-TEAM ALL-NFL: G Bryan Millard (S-1), Sp. Teams Rufus Porter (PFW, C&PFN)

POS.	OFFENSE	STARTS
WR	*Brian Blades	7
	Ray Butler	5
LT	Ron Mattes	16
LG	Edwin Bailey	16
C	Blair Bush	14
RG	Bryan Millard	14
RT	Mike Wilson	16
TE	Mike Tice	16
WR	Steve Largent	15
QB	Dave Krieg	9
	*Kelly Stouffer	6
	Jeff Kemp	1
RB	Curt Warner	16
FB	John L. Williams	16
	DEFENSE	
LE	Jacob Green	16
NT	Joe Nash	15
RE	Jeff Bryant	12
LOLB	Bruce Scholtz	15
LILB	Brian Bosworth	10
	Darren Comeaux	6
RILB	Dave Wyman	16
ROLB	Tony Woods	16
LCB	Terry Taylor	8
	Melvin Jenkins	8
RCB	*Patrick Hunter	8
	Melvin Jenkins	8
SS	Paul Moyer	16
FS	Eugene Robinson	16
	SPECIAL TEAMS	
K	Norm Johnson	16
P	Ruben Rodriguez	16

*Rookie or first-year player

AFC

EASTERN	W	L	T	PCT.	PTS.	OPP.
Buffalo	12	4	0	.750	329	237
Indianapolis	9	7	0	.563	354	315
New England	9	7	0	.563	250	284
NY Jets	8	7	1	.531	372	354
Miami	6	10	0	.375	319	380

CENTRAL	W	L	T	PCT.	PTS.	OPP.
Cincinnati	12	4	0	.750	448	329
Cleveland*	10	6	0	.625	304	288
Houston*	10	6	0	.625	424	365
Pittsburgh	5	11	0	.313	336	421

WESTERN	W	L	T	PCT.	PTS.	OPP.
Seattle	9	7	0	.563	339	329
Denver	8	8	0	.500	327	352
LA Raiders	7	9	0	.438	325	369
San Diego	6	10	0	.375	231	332
Kansas City	4	11	1	.281	254	320

NFC

EASTERN	W	L	T	PCT.	PTS.	OPP.
Philadelphia	10	6	0	.625	379	319
NY Giants	10	6	0	.625	359	304
Washington	7	9	0	.438	345	387
Phoenix	7	9	0	.438	344	398
Dallas	3	13	0	.188	265	381

CENTRAL	W	L	T	PCT.	PTS.	OPP.
Chicago	12	4	0	.750	312	215
Minnesota*	11	5	0	.688	406	233
Tampa Bay	5	11	0	.313	261	350
Detroit	4	12	0	.250	220	313
Green Bay	4	12	0	.250	240	315

WESTERN	W	L	T	PCT.	PTS.	OPP.
San Francisco	10	6	0	.625	369	294
LA Rams*	10	6	0	.625	407	293
New Orleans	10	6	0	.625	312	283
Atlanta	5	11	0	.313	244	315

1989 REVIEW (7-9)

DATE	W/L	SCORE	OPPONENTS	ATT
09/10	L	7-31	at Philadelphia	64,287
09/17	L	24-34	Phoenix	60,444
09/24	W	24-3	at New England	48,025
10/01	W	24-20	at L.A. Raiders	44,319
10/08	L	16-20	Kansas City	60,715
10/15	W	17-16	at San Diego	50,079
10/22	L	21-24	Denver (OT)	62,353
10/29	W	10-7	San Diego	59,691
11/05	L	10-20	at Kansas City	54,489
11/12	L	7-17	Cleveland	58,978
11/19	L	3-15	at N.Y. Giants	75,014
11/26	L	14-41	at Denver	75,117
12/04	W	17-16	Buffalo (Mon)	57,682
12/10	W	24-17	at Cincinnati	54,744
12/17	W	23-17	L.A. Raiders	61,076
12/23	L	0-29	Washington (Sat)	60,294

BY QUARTERS	1	2	3	4	OT	TOT
SEA	72	60	41	68	0	241
OPP	81	80	86	77	3	327

SCORING	TD	RU	PA	RT	PAT	FG	SP	Ts
N. Johnson	0	0	0	0	0	27-27	15-25	0 72
Williams	7	1	6	0	0	0	0	42
Blades	5	0	5	0	0	0	0	30
Skansi	5	0	5	0	0	0	0	30
Warner	4	3	1	0	0	0	0	24
SEA	28	5	21	2	28-28	15-25	0	241
OPP	37	11	23	3	35-37	22-32	2	327

RUSHING	ATT	Yds	AVG	LG	TD
Warner	194	631	3.3	34	3
Williams	146	499	3.4	21	1
Krieg	40	160	4.0	18	0
SEA	405	1392	3.4	34	5
OPP	520	2118	4.1	38	11

RECEIVING	No	Yds	AVG	LG	TD
Blades	77	1063	13.8	60	5
Williams	76	657	8.6	51	6
Skansi	39	488	12.5	26	5
Largent	28	403	14.4	33	3
Clark	25	260	10.4	28	1
Warner	23	153	6.7	24	1
SEA	316	3583	11.3	60	21
OPP	252	3332	13.2	69	23

INTERCEPTIONS	No	Yds	AVG	LG	TD
Robinson	5	24	4.8	20	0
Harper	2	15	7.5	15	0
SEA	9	57	6.3	20	0
OPP	23	248	10.8	30	2

PUNTING	No	Yds	AVG	NET	TB	I20	LG	B
Rodriguez	75	2995	39.9	32.9	8	17	59	1
SEA	75	2995	39.9	32.9	8	17	59	1
OPP	74	2902	39.2	33.9	7	21	60	0

PUNT RETURNS	No	FC	Yds	AVG	LG	TD
Hollis	18	7	164	9.1	21	0
Jefferson	12	10	87	7.3	19	0
SEA	30	17	251	8.4	21	0
OPP	41	12	334	8.1	49	0

TEAM STATISTICS	SEA	OPP
TOTAL FIRST DOWNS	290	293
Rushing	86	119
Passing	180	158
Penalty	24	16
3rd Down: Made/Att	85/211	89/213
3rd Down Pct.	40.3	41.8
4th Down: Made/Att	8/17	5/16
4th Down Pct.	47.1	31.3
POSSESSION AVG.	29:20	30:40
TOTAL NET YARDS	4596	5215
Avg. Per Game	287.3	325.9
Total Plays	1010	997
Avg. Per Play	4.6	5.2
NET YARDS RUSHING	1392	2118
Avg. Per Game	87.0	132.4
Total Rushes	405	520
NET YARDS PASSING	3204	3097
Avg. Per Game	200.3	193.6
Sacked/Yards Lost	46/379	32/235
Gross Yards	3583	3332
Att./Completions	559/316	445/252
Completion Pct.	56.5	56.6
Had Intercepted	23	9
PUNTS/AVERAGE	76/39.4	74/39.2
NET PUNTING AVG.	32.9	33.9
PENALTIES/YARDS	79/738	118/809
FUMBLES/BALL LOST	43/14	26/13
TOUCHDOWNS	28	37
Rushing	5	11
Passing	21	13
Returns	2	3
TOTAL POINTS	241	327

PASSING	ATT	CMP	Yds	CMP%	Yds/ATT	TD	TD%	INT	INT%	LG	SACKED	RATING
Krieg	499	286	3309	57.3	6.63	21	4.2	20	4.0	60	37/289	74.8
Stouffer	59	29	270	49.2	4.58	0	0.0	3	5.1	29	9/90	40.9
SEA	559	316	3583	56.5	6.41	21	3.8	23	4.1	60	46/379	71.3
OPP	445	252	3332	56.6	7.49	23	5.2	9	2.0	69	32/235	89.3

KICKOFF RETURNS	No	Yds	AVG	LG
TD				
Jefferson	22	511	23.2	91
Harris	18	334	18.6	25
Hollis	15	247	16.5	30
SEA	65	1246	19.2	97
OPP	44	814	18.5	37

FIELD GOALS	1-19	20-29	30-39	40-49	50+
N. Johnson	1-1	6-7	3-4	4-8	1-5
SEA	1-1	6-7	3-4	4-8	1-5
OPP	1-1	10-13	8-10	3-7	0-1

DEFENSIVE STATISTICS

PLAYER	T	S	A	SAC	PB	FF	FR
Robinson	102	72	30	0.0	5	2	0
Wyman	98	72	26	0.0	1	2	0
Glasgow	97	77	20	0.0	7	0	5
Nash	92	65	27	8.0	1	3	0
Comeaux	88	64	24	0.0	1	0	1
Bryant	68	50	18	3.5	2	2	0

RECORD (FINISH): 7-9 (4th, AFC West)

HEAD COACH: Chuck Knox (64-47, .577)

ASSISTANTS: Tom Catlin (Asst. Head Coach/ Def. Coord./OLBs), John Becker (Off. Coord./WRs), George Dyer (DL), Chick Harris (RBs), Ken Meyer (QBs), Rod Perry (DBs), Russ Purnell (TEs/Asst. Sp. Teams), Kent Stephenson (OL), Rusty Tillman (Sp. Teams/ILBs), Joe Vitt (Sp. Assign.)

CAPTAINS: WR Steve Largent (Off), DE Jacob Green (Def), Game-to-Game (Sp. Teams)

MVP: WR Brian Blades

PRO BOWL: WR Brian Blades (1), QB Dave Krieg (3), Sp. Rufus Porter (2)

NATIONAL HONORS: None

FIRST-TEAM ALL-NFL: None

Pos.	OFFENSE	STARTS
WR	Brian Blades	14
LT	*Andy Heck	8
	Ron Mattes	8
LG	Edwin Bailey	16
C	Grant Feasel	16
RG	Bryan Millard	16
RT	Mike Wilson	16
TE	*Robert Tyler	9
	*Travis McNeal	6
WR	Steve Largent	9
	Louis Clark	6
QB	Dave Krieg	14
	Kelly Stouffer	2
RB	Curt Warner	15
FB	John L. Williams	15
	DEFENSE	
LE	Jacob Green	14
NT	Joe Nash	16
RE	Jeff Bryant	15
LOLB	Rufus Porter	3
	Tony Woods	12
LILB	Brian Bosworth	2
	Darren Comeaux	13
RILB	Dave Wyman	16
ROLB	Vernon Maxwell	9
	M.L. Johnson	6
LCB	Dwayne Harper	13
RCB	Patrick Hunter	14
SS	Nesby Glasgow	16
FS	Eugene Robinson	14
	SPECIAL TEAMS	
K	Norm Johnson	16
P	Ruben Rodriguez	16
	*Rookie or first-year player	

AFC

EASTERN	W	L	T	PCT.	PTS.	OPP.
Buffalo	9	7	0	.563	409	317
Indianapolis	8	8	0	.500	298	301
Miami	8	8	0	.500	331	379
New England	5	11	0	.313	297	391
NY Jets	4	12	0	.250	253	411

CENTRAL	W	L	T	PCT.	PTS.	OPP.
Cleveland	9	6	1	.594	334	254
Houston*	9	7	0	.563	365	412
Pittsburgh*	9	7	0	.563	265	326
Cincinnati	8	8	0	.500	404	285

WESTERN	W	L	T	PCT.	PTS.	OPP.
Denver	11	5	0	.688	362	226
Kansas City	8	7	1	.531	318	286
LA Raiders	8	8	0	.500	315	297
Seattle	7	9	0	.438	241	327
San Diego	6	10	0	.375	266	290

NFC

EASTERN	W	L	T	PCT.	PTS.	OPP.
NY Giants	12	4	0	.750	348	252
Philadelphia*	11	5	0	.688	342	274
Washington	10	6	0	.625	386	308
Phoenix	5	11	0	.313	258	377
Dallas	1	15	0	.063	204	393

CENTRAL	W	L	T	PCT.	PTS.	OPP.
Minnesota	10	6	0	.625	351	275
Green Bay	10	6	0	.625	362	356
Detroit	7	9	0	.438	312	364
Chicago	6	10	0	.375	358	377
Tampa Bay	5	11	0	.313	320	419

WESTERN	W	L	T	PCT.	PTS.	OPP.
San Francisco	14	2	0	.875	442	253
LA Rams*	11	5	0	.688	426	344
New Orleans	9	7	0	.563	386	301
Atlanta	3	13	0	.188	279	437

1990 REVIEW (9-7)

DATE	W/L	SCORE	OPPONENTS	ATT
09/09	L	0-17	at Chicago	64,400
09/16	L	13-17	L.A. Raiders	61,889
09/23	L	31-34	at Denver (OT)	75,290
10/01	W	31-16	Cincinnati (Mon.)	60,135
10/07	W	33-20	at New England	39,735
10/14	L	17-24	at L.A. Raiders	50,624
10/21	W	19-7	Kansas City	60,358
10/28			BYE	
11/04	L	14-31	San Diego	59,646
11/11	W	17-16	at Kansas City	71,285
11/18	L	21-24	Minnesota	59,735
11/25	W	13-10	at S. Diego (OT)	50,097
12/02	W	13-10	Houston (OT)	57,592
12/09	W	20-14	at Green Bay	52,015
12/16	L	17-24	at Miami	57,851
12/23	W	17-12	Denver	55,845
12/30	W	30-10	Detroit	50,681

TEAM STATISTICS		SEA	OPP
TOTAL FIRST DOWNS		284	280
Rushing		111	86
Passing		155	171
Penalty		18	23
3rd Down: Made/Att	87/200	83/207	
3rd Down Pct.	43.5	40.1	
4th Down: Made/Att	6/7	7/11	
4th Down Pct.	85.7	63.6	
POSSESSION AVG.	30:47	29:13	
TOTAL NET YARDS	4583	4609	
Avg. Per Game	286.4	288.1	
Total Plays	945	950	
Avg. Per Play	4.8	4.9	
NET YARDS RUSHING	1749	1605	
Avg. Per Game	109.3	100.3	
Total Rushes	457	413	
NET YARDS PASSING	2834	3004	
Avg. Per Game	177.1	187.8	
Sacked/Yards Lost	40/360	33/252	
Gross Yards	3194	3256	
Att./Completions	448/265	504/300	
Completion Pct.	59.2	59.5	
Had Intercepted	20	12	
PUNTS/AVERAGE	67/40.6	77/41.9	
NET PUNTING AVG.	34.4	36.2	
PENALTIES/YARDS	89/746	108/766	
FUMBLES/BALL LOST	32/16	32/18	
TOUCHDOWNS	34	32	
Rushing	18	7	
Passing	15	19	
Returns	1	6	
TOTAL POINTS	306	286	

BY QUARTERS	1	2	3	4	OT	TOT
SEA	50	94	60	96	6	306
OPP	50	112	53	68	3	286

SCORING	TDS	RU	PA	RT	PAT	FG	SPTS
Johnson	0	0	0	0	33-34	23-32	0102
Fenner	15	14	1	0	0	0	0 90
Chadwick	4	0	4	0	0	0	0 24
Kane	4	0	4	0	0	0	0 24
Blades	3	0	3	0	0	0	0 18
Williams	3	3	0	0	0	0	0 18
SEA	34	18	15	1	33-34	23-32	0306
OPP	32	7	19	6	32-32	20-27	1286

RUSHING	ATT	YDS	AVG	LG	TD
Fenner	215	859	4.0	36	14
Williams	187	714	3.8	25	3
Krieg	32	115	3.6	25	0
SEA	457	1749	3.8	36	18
OPP	413	1605	3.9	58	7

RECEIVING	NO	YDS	AVG	LG	TD
Williams	73	699	9.6	60	0
Kane	52	776	14.9	63	4
Blades	49	525	10.7	24	3
Chadwick	27	478	17.7	54	4
Skansi	22	257	11.7	25	2
Fenner	17	143	8.4	50	1
SEA	265	3194	12.1	63	15
OPP	300	3256	10.9	46	19

INTERCEPTIONS	NO	YDS	AVG	LG	TD
Robinson	3	89	29.7	39	0
Harper	3	69	23.0	47	0
SEA	12	182	15.2	47	0
OPP	20	252	12.6	42	0

PUNTING	NO	YDS	AVG	NET	TB	I20	LG	B
Donnelly	67	2722	40.6	34.4	8	18	54	0
SEA	67	2722	40.6	34.4	8	18	54	0
OPP	77	3225	41.9	36.2	5	22	67	0

PUNT RETURNS	NO	FC	YDS	AVG	LG	TD
Warren	28	16	269	9.6	39	0
Jefferson	8	0	68	8.5	14	0
SEA	36	16	337	9.4	39	0
OPP	29	21	254	8.8	66	2

PASSING	ATT	CMP	YDS	CMP%	YDS/ATT	TD	TD%	INT	INT%	LG	SACKED	RATING
Krieg	448	265	3194	59.2	7.13	15	3.3	20	4.5	63	40/360	73.6
SEA	448	265	3194	59.2	7.13	15	3.3	20	4.5	63	40/360	73.6
OPP	504	300	3256	59.5	6.46	19	3.8	12	2.4	46	33/252	81.3

KICKOFF RETURNS	NO	YDS	AVG	LG
TD				
Warren	23	478	20.8	71
Loville	18	359	19.9	29
SEA	50	985	19.7	71
OPP	51	910	17.8	39

FIELD GOALS	1-19	20-29	30-39	40-49	50+
Johnson	2-2	7-7	8-14	5-6	1-3
SEA	2-2	7-7	8-14	5-6	1-3
OPP	0-0	11-11	3-5	5-8	1-3

DEFENSIVE STATISTICS

PLAYER	T	S	A	SAC	PD	FF	FR
Glasgow	83	70	13	2.0	2	3	1
Robinson	82	63	19	0.0	5	1	4
Harper	71	62	9	0.0	4	1	0
Green	60	44	16	12.5	2	3	1
Hunter	56	48	8	0.0	10	1	1
Nash	53	41	12	1.0	0	1	1

RECORD (FINISH): 9-7 (3rd, AFC West)

HEAD COACH: Chuck Knox (73-54, .575)

ASSISTANTS: Tom Catlin (Asst. Head Coach/ Def. Coord./OLBs), John Becker (Off. Coord./WRs), George Dyer (DL), Chick Harris (RBs), Ken Meyer (QBs), Rod Perry (DBs), Russ Purnell (TEs/Asst. Sp. Teams), Frank Raines (Strength & Cond.), Kent Stephenson (OL), Rusty Tillman (Sp. Teams/ILBs), Joe Vitt (Sp. Assign.)

CAPTAINS: QB Dave Krieg (Off), DE Jacob Green (Def), Game-to-Game (Sp. Teams)

MVP: FB John L. Williams

PRO BOWL: FB John L. Williams (1)

NATIONAL HONORS: SS Kenny Easley and WR Steve Largent, All-NFL Decade of the 1980's Team (Hall of Fame)

FIRST-TEAM ALL-NFL: None

POS.	OFFENSE	STARTS
WR	Tommy Kane	11
LT	Andy Heck	16
LG	Edwin Bailey	11
C	Grant Feasel	16
RG	Bryan Millard	16
RT	Ron Mattes	7
	Ronnie Lee	9
TE	Travis McNeal	14
WR	Brian Blades	16
QB	Dave Krieg	16
RB	Derrick Fenner	15
FB	John L. Williams	16
	DEFENSE	
LE	Jacob Green	16
LT	Joe Nash	16
RT	Jeff Bryant	14
	*Cortez Kennedy	2
RE	Tony Woods	15
LLB	*Terry Wooden	8
MLB	Darren Comeaux	8
	Dave Wyman	8
RLB	Rufus Porter	12
LCB	Dwayne Harper	16
RCB	Patrick Hunter	16
SS	*Robert Blackmon	3
	Nesby Glasgow	13
FS	Eugene Robinson	16
	SPECIAL TEAMS	
K	Norm Johnson	16
P	Rick Donnelly	16

* Rookie or first-year player

AFC

EASTERN	W	L	T	PCT.	PTS.	OPP.
Buffalo	13	3	0	.813	428	263
Miami*	12	4	0	.750	336	242
Indianapolis	7	9	0	.438	281	353
NY Jets	6	10	0	.375	295	345
New England	1	15	0	.063	181	446

CENTRAL	W	L	T	PCT.	PTS.	OPP.
Cincinnati	9	7	0	.563	360	352
Houston*	9	7	0	.563	405	307
Pittsburgh	9	7	0	.563	292	240
Cleveland	3	13	0	.188	228	462

WESTERN	W	L	T	PCT.	PTS.	OPP.
LA Raiders	12	4	0	.750	337	268
Kansas City*	11	5	0	.688	369	257
Seattle	9	7	0	.563	306	286
San Diego	6	10	0	.375	315	281
Denver	5	11	0	.313	331	374

NFC

EASTERN	W	L	T	PCT.	PTS.	OPP.
NY Giants	13	3	0	.813	335	211
Philadelphia*	10	6	0	.625	396	299
Washington*	10	6	0	.625	381	301
Dallas	7	9	0	.438	244	308
Phoenix	5	11	0	.313	268	296

CENTRAL	W	L	T	PCT.	PTS.	OPP.
Chicago	11	5	0	.688	348	280
Tampa Bay	6	10	0	.375	264	367
Detroit	6	10	0	.375	373	413
Green Bay	6	10	0	.375	271	347
Minnesota	6	10	0	.375	351	326

WESTERN	W	L	T	PCT.	PTS.	OPP.
San Francisco	14	2	0	.875	353	239
New Orleans*	8	8	0	.500	274	275
LA Rams	5	11	0	.313	345	412
Atlanta	5	11	0	.313	348	365

1991 REVIEW (7-9)

DATE	W/L	SCORE	OPPONENTS	ATT
09/01	L	24-27	at New Orleans	68,492
09/08	W	20-13	N.Y. Jets	56,770
09/15	L	10-16	at Denver	74,152
09/22	L	13-20	at Kansas City	71,789
09/29	W	31-3	Indianapolis	56,656
10/06	W	13-7	at Cincinnati	60,010
10/13	L	20-23	L.A. Raiders (OT)	61,974
10/20	W	27-7	at Pittsburgh	54,678
10/27	W	20-9	San Diego	58,025
11/03			BYE	
11/10	L	14-17	at San Diego	43,597
11/17	L	7-31	at L.A. Raiders	49,317
11/24	W	13-10	Denver	60,430
12/01	L	6-19	Kansas City	57,248
12/08	L	22-24	San Francisco	56,711
12/15	L	13-26	at Atlanta	53,834
12/22	W	23-9	L.A. Rams	51,100

BY QUARTERS	1	2	3	4	OT	TOT
SEA	39	78	79	80	0	276
OPP	25	112	47	74	3	261

SCORING	TD	RU	PA	RT	PAT	FG	S	Pts
Kasay	0	0	0	0	27/28	25/31	0	102
Williams	5	4	1	0	0	0	0	30
Fenner	4	4	0	0	0	0	0	24
Tice	4	0	4	0	0	0	0	24
SEA	29	11	15	3	27/29	25/31	0	276
OPP	25	4	18	3	25/25	28/32	1	261

RUSHING	ATT	Yds	AVG	LG	TD
Williams	188	741	3.9	42	4
Fenner	91	267	2.9	15	4
Jones	45	154	3.4	22	3
SEA	394	1426	3.6	42	11
OPP	435	1684	3.9	32	4

TEAM STATISTICS	SEA	OPP
TOTAL FIRST DOWNS	253	263
Rushing	80	92
Passing	159	159
Penalty	14	12
3rd Down: Made/Att	67/193	78/220
3rd Down Pct.	34.7	35.5
4th Down: Made/Att	2/9	9/20
4th Down Pct.	22.2	45.0
POSSESSION AVG.	29:27	30:33
TOTAL NET YARDS	4534	4703
Avg. Per Game	283.4	293.9
Total Plays	924	988
Avg. Per Play	4.9	4.8
NET YARDS RUSHING	1426	1684
Avg. Per Game	89.1	105.3
Total Rushes	394	435
NET YARDS PASSING	3108	3019
Avg. Per Game	194.3	188.7
Sacked/Yards Lost	42/263	36/269
Gross Yards	3371	3288
Att/Comp	488/290	517/296
Completion Pct.	59.4	57.3
Had Intercepted	26	18
PUNTS/AVERAGE	76/40.6	79/39.1
NET PUNTING AVG.	35.7	33.0
PENALTIES/YARDS	85/682	108/845
FUMBLES/BALL LOST	26/17	34/21
TOUCHDOWNS	29	25
Rushing	11	4
Passing	15	1
Returns	3	3
TOTAL POINTS	276	261

RECEIVING	No	Yds	AVG	LG	TD
Blades	70	1003	14.3	52	2
Williams	61	499	8.2	35	1
Kane	50	763	15.3	60	2
Chadwick	22	255	11.6	29	3
SEA	290	3371	11.6	60	15
OPP	296	3288	11.1	61	18

INTERCEPTIONS	No	Yds	AVG	LG	TD
Robinson	5	56	11.2	27	0
Harper	4	84	21.0	43	0
SEA	18	302	16.8	43	2
OPP	26	334	12.8	58	2

PUNTING	No	Yds	AVG	NET	TB	I20	LG	B
Tuten	49	2106	43.0	36.9	3	8	60	0
Donnelly	13	505	38.8	33.8	1	1	57	0
Waits	14	474	33.9	33.6	0	2	50	0
SEA	76	3085	40.6	35.7	4	11	60	0
OPP	79	3089	39.1	33.0	8	20	65	1

PUNT RETURNS	No	FC	Yds	AVG	LG	TD
Warren	32	19	298	9.3	t59	1
SEA	38	20	325	8.6	t59	1
OPP	40	18	289	7.2	29	0

KICKOFF RETURNS	No	Yds	AVG	LG
TD				
Warren	35	792	22.6	55
Loville	18	412	22.9	50
SEA	60	1280	21.3	55
OPP	51	858	16.8	38

PASSING	ATT	CMP	Yds	CMP%	Yds/ATT	TD	TD%	INT	INT%	LG	SACKED	RATING
Krieg	285	187	2080	65.6	7.30	11	3.9	12	4.2	60	32/216	82.5
Kemp	181	94	1207	51.9	6.67	4	2.2	12	6.6	52	8/38	52.9
Stouffer	15	6	57	40.0	3.80	0	0.0	1	6.7	19	2/9	23.5
McGwire	7	3	27	42.9	3.86	0	0.0	1	14.3	13	0/0	14.3
SEA	488	290	3371	59.4	6.91	15	3.1	26	5.3	60	42/263	68.4
OPP	517	296	3288	57.3	6.36	18	3.5	18	3.5	61t	36/269	73.4

FIELD GOALS	1-19	20-29	30-39	40-49	50+
Kasay	1/1	5/6	11/14	6/7	2/3
OPP	1/1	7/7	9/9	6/7	5/8

DEFENSIVE STATISTICS

PLAYER	T	S	A	SAC	PD	FF	FR
Wooden	105	80	25	2.0	9	1	4
Robinson	91	67	24	1.0	3	1	1
Porter	71	51	20	10.0	15	4	0
Comeaux	69	51	18	0.5	5	4	0
Harper	69	58	11	0.0	1	1	0
Kennedy	67	59	8	6.5	12	1	1

RECORD (FINISH): 7-9 (4th, AFC West)

HEAD COACH: Chuck Knox (80-63, .559)

ASSISTANTS: Tom Catlin (Asst. Head Coach/ Def. Coord./OLBs), John Becker (Off. Coord./WRs), George Dyer (DL), Chick Harris (RBs), Ken Meyer (QBs), Paul Moyer (Staff Asst.), Rod Perry (DBs), Russ Purnell (TEs/Asst. Sp. Teams), Frank Raines (Strength & Cond.), Kent Stephenson (OL), Rusty Tillman (Sp. Teams/ILBs), Joe Vitt (Sp. Assign.)

CAPTAINS: QB Dave Krieg (Off), DE Jacob Green (Def), Game-to-Game (Sp. Teams)

MVP: FS Eugene Robinson

PRO BOWL: DT Cortez Kennedy (1), FB John L. Williams (2)

NATIONAL HONORS: None

FIRST-TEAM ALL-NFL: CB Dwayne Harper (SI), FS Eugene Robinson (SI)

POS.	OFFENSE	STARTS
WR	Tommy Kane	15
LT	Andy Heck	16
LG	Warren Wheat	7
	Darrick Brilz	6
C	Grant Feasel	15
RG	Bryan Millard	16
RT	Ronnie Lee	7
	Bill Hitchcock	9
TE	Mike Tice	15
WR	Brian Blades	16
QB	Dave Krieg	9
	Jeff Kemp	5
	*Dan McGwire	1
	Kelly Stouffer	1
RB	Derrick Fenner	8
	James Jones	6
FB	John L. Williams	16
	DEFENSE	
LE	Jacob Green	16
LT	Jeff Bryant	14
RT	Cortez Kennedy	16
RE	Tony Woods	14
LLB	Patrick Wooden	15
MLB	Darren Comeaux	11
RLB	Rufus Porter	15
LCB	Dwayne Harper	16
RCB	Patrick Hunter	15
SS	Robert Blackmon	16
FS	Eugene Robinson	16
	SPECIAL TEAMS	
K	*John Kasay	16
P	Rick Tuten	10

*Rookie or first-year player

AFC

EASTERN	W	L	T	PCT.	PTS.	OPP.
Buffalo	13	3	0	.813	458	318
NY Jets*	8	8	0	.500	314	293
Miami	8	8	0	.500	343	349
New England	6	10	0	.375	211	305
Indianapolis	1	15	0	.063	143	381

CENTRAL	W	L	T	PCT.	PTS.	OPP.
Houston	11	5	0	.688	386	251
Pittsburgh	7	9	0	.438	292	344
Cleveland	6	10	0	.375	293	298
Cincinnati	3	13	0	.188	263	435

WESTERN	W	L	T	PCT.	PTS.	OPP.
Denver	12	4	0	.750	304	235
Kansas City*	10	6	0	.625	322	252
LA Raiders*	9	7	0	.563	298	297
Seattle	7	9	0	.438	276	261
San Diego	4	12	0	.250	274	342

NFC

EASTERN	W	L	T	PCT.	PTS.	OPP.
Washington	14	2	0	.875	485	224
Dallas*	11	5	0	.688	342	310
Philadelphia	10	6	0	.625	285	244
NY Giants	8	8	0	.500	281	297
Phoenix	4	12	0	.250	196	344

CENTRAL	W	L	T	PCT.	PTS.	OPP.
Detroit	12	4	0	.750	339	295
Chicago*	11	5	0	.688	299	269
Minnesota	8	8	0	.500	301	306
Green Bay	4	12	0	.250	273	313
Tampa Bay	3	13	0	.188	199	365

WESTERN	W	L	T	PCT.	PTS.	OPP.
New Orleans	11	5	0	.688	341	211
Atlanta*	10	6	0	.625	361	338
San Francisco	10	6	0	.625	393	239
LA Rams	3	13	0	.188	234	390

1992 REVIEW (2-14)

DATE	W/L	SCORE	OPPONENTS	ATT	BY	QUARTERS	1	2	3	4	OT	TOT
09/06	L	3-21	Cincinnati	57,350	SEA		20	53	34	30	3	140
09/13	L	7-26	at Kansas City	75,125	OPP		63	87	74	85	3	312
09/20	W	10-6	at New England	42,327								
09/27	L	17-19	Miami	59,374								
10/04	L	6-17	at San Diego	36,783								
10/11	L	0-27	at Dallas	62,311								
10/18	L	0-19	L.A. Raiders	56,904								
10/25	L	10-23	at N.Y. Giants	67,399								
11/01			BYE									
11/08	L	3-16	Washington	53,616								
11/15	L	3-20	at L.A. Raiders	46,862								
11/22	L	14-24	Kansas City	49,867								
11/30	W	16-13	Denver (Mon.) (OT)	51,612								
12/06	L	14-20	at Pittsburgh	47,015								
12/13	L	17-20	Philadelphia (OT)	47,492								
12/20	L	6-10	at Denver	72,570								
12/27	L	14-31	San Diego	49,324								

SCORING	TD	RU	PA	Rt	PAT	FG	S	Pts
Kasay	0	0	0	0	14/14	14/22	0	56
Kane	3	0	3	0	0/0	0/0	0	18
Warren	3	3	0	0	0/0	0/0	0	18
Williams	3	1	2	0	0/0	0/0	0	18
SEA	14	4	9	1	14/14	14/22	0	140
OPP	32	14	11	7	29/32	29/36	2	312

RUSHING	ATT	Yds	AVG	LG	TD
Warren	223	1017	4.6	52	3
Williams	114	339	3.0	14	1
Gelbaugh	16	79	4.9	22	0
SEA	402	1596	4.0	52	4
OPP	513	1922	3.7	66t	14

TEAM STATISTICS	SEATTLE	OPP
TOTAL FIRST DOWNS	208	247
Rushing	77	96
Passing	114	129
Penalty	17	22
3rd Down: Made/Att	59/222	75/230
3rd Down Pct.	26.6	32.6
4th Down: Made/Att	5/17	6/9
4th Down Pct.	29.4	66.7
POSSESSION AVG.	29:01	30:59
TOTAL NET YARDS	3374	4583
Avg. Per Game	210.9	286.4
Total Plays	945	987
Avg. Per Play	3.6	4.6
NET YARDS RUSHING	1596	1922
Avg. Per Game	99.8	120.1
Total Rushes	402	513
NET YARDS PASSING	1778	2661
Avg. Per Game	111.1	166.3
Sacked/Yards Lost	67/545	46/317
Gross Yards	2323	2978
Att./Completions	476/230	428/251
Completion Pct.	48.3	58.6
Had Intercepted	23	20
PUNTS/AVERAGE	108/44.1	96/41.8
NET PUNTING AVG.	108/38.7	96/36.8
PENALTIES/YARDS	111/918	100/776
FUMBLES/BALL LOST	37/18	25/11
TOUCHDOWNS	14	32
Rushing	4	14
Passing	9	11
Returns	1	7
TOTAL POINTS	140	312

RECEIVING	No	Yds	AVG	LG	TD
Williams	74	556	7.5	27	2
Kane	27	369	13.7	31	3
J. Jones	21	190	9.0	30	0
L. Clark	20	290	14.5	33	1
Blades	19	256	13.5	37	1
SEA	230	2323	10.1	57	9
OPP	251	2978	11.9	72t	11

INTERCEPTIONS	No	Yds	AVG	LG	TD
E. Robinson	7	126	18.0	49	0
Harper	3	74	24.7	41	0
SEA	20	324	16.2	69	0
OPP	23	231	10.0	40	4

PUNTING	No	Yds	AVG	NET	TB	I20	LG	B
Tuten	108	4760	44.1	38.7	8	29	65	0
SEA	108	4760	44.1	38.7	8	29	65	0
OPP	96	4015	41.8	36.8	10	23	65	0

PUNT RETURNS	No	FC	Yds	AVG	LG	TD
Warren	34	25	252	7.4	16	0
SEA	38	27	283	7.4	16	0
OPP	56	26	416	7.4	86t	1

KICKOFF RETURNS	No	Yds	AVG
Warren	28	524	18.7
Mayes	19	311	16.4
SEA	50	885	17.7
OPP	36	685	19.0

PASSING	ATT	CMP	Yds	CMP%	Yds/Att	TD	TD%	INT	INT%	LG	SACKED	RATING
Gelbaugh	255	121	1307	47.5	5.13	6	2.4	11	4.3	57	34/265	52.9
Stouffer	190	92	900	48.4	4.74	3	1.6	9	4.7	33	26/222	47.7
McGwire	30	17	116	56.7	3.87	0	0.0	3	10.0	20	7/58	25.8
SEA	476	230	2323	48.3	4.88	9	1.9	23	4.8	57	67/545	48.9
OPP	428	251	2978	58.6	6.96	11	2.6	20	4.7	72t	46/317	69.0

FIELD GOALS	1-19	20-29	30-39	40-49	50+
Kasay	0-0	4-5	8-11	2-6	0-0
SEA	0-0	4-5	8-11	2-6	0-0
OPP	0-0	5-5	14-16	7-11	3-4

DEFENSIVE STATISTICS

PLAYER	T	S	A	SAC	PD	FF	FR
E. Robinson	94	64	30	0.0	10	2	1
Kennedy	92	76	16	14.0	5	4	1
Porter	90	68	22	9.5	2	2	0
Wyman	83	54	29	0.0	1	2	1
P. Hunter	67	55	12	0.0	13	1	1
Nash	67	46	21	4.5	0	0	0

RECORD (FINISH): 2-14 (5th, AFC West)

HEAD COACH: Tom Flores (2-14, .125)

ASSISTANTS: Tom Catlin (Asst. HC/Def), Larry Kennan (Off. Coord./QBs), Rusty Tillman (Def. Coord./LBs), Tommy Brasher (DL), Bob Bratkowski (WRs), Dave Brown (Def), Hudson Houck (OL), Paul Moyer (DBs), Russ Purnell (TEs/Sp. Teams), Frank Raines (Strength & Cond), Clarence Shelmon (RBs)

CAPTAINS: FB John L. Williams (Off), FS Eugene Robinson (Def), TE James Jones (Sp. Teams)

MVP: DT Cortez Kennedy

PRO BOWL: DT Cortez Kennedy (2), FS Eugene Robinson (1)

NATIONAL HONORS: DT Cortez Kennedy, NFL Defensive Player of the Year (AP, PFW/ PFWA, C&PFN)

ALL-NFL: DT Cortez Kennedy (AP, S-I, SN, USAT, PFW/PFWA, C&PFN, NEA)

POS.	OFFENSE	STARTS
WR	Tommy Kane	11
LT	*Ray Roberts	16
LG	Andy Heck	13
C	Joe Tofflemire	16
RG	Darrick Brilz	16
RT	Bill Hitchcock	11
TE	Ron Heller	11
WR	Brian Blades	5
	Louis Clark	10
QB	Kelly Stouffer	7
	Dan McGwire	1
	Stan Gelbaugh	8
RB	Chris Warren	16
FB	John L. Williams	16
DEFENSE		
LE	Jeff Bryant	15
	*Michael Sinclair	1
LT	Joe Nash	16
RT	Cortez Kennedy	16
RE	Tony Woods	15
LLB	Terry Wooden	8
	Joe Cain	8
MLB	Dave Wyman	11
RLB	Rufus Porter	16
LCB	Dwayne Harper	16
RCB	Patrick Hunter	16
SS	Robert Blackmon	15
FS	Eugene Robinson	16
SPECIAL TEAMS		
K	John Kasay	16
P	Rick Tuten	16

* Rookie or first-year player

AFC

EASTERN	W	L	T	PCT.	PTS.	OPP.
Miami	11	5	0	.688	340	281
Buffalo*	11	5	0	.688	381	283
Indianapolis	9	7	0	.563	216	302
NY Jets	4	12	0	.250	220	315
New England	2	14	0	.125	205	363

CENTRAL	W	L	T	PCT.	PTS.	OPP.
Pittsburgh	11	5	0	.688	299	225
Houston*	10	6	0	.625	352	258
Cleveland	7	9	0	.438	272	275
Cincinnati	5	11	0	.313	274	364

WESTERN	W	L	T	PCT.	PTS.	OPP.
San Diego	11	5	0	.688	335	241
Kansas City*	10	6	0	.625	348	282
Denver	8	8	0	.500	262	329
LA Raiders	7	9	0	.438	249	281
Seattle	2	14	0	.125	140	312

NFC

EASTERN	W	L	T	PCT.	PTS.	OPP.
Dallas	13	3	0	.813	409	243
Philadelphia*	11	5	0	.688	354	245
Washington*	9	7	0	.563	300	255
NY Giants	6	10	0	.375	306	367
Phoenix	4	12	0	.250	243	332

CENTRAL	W	L	T	PCT.	PTS.	OPP.
Minnesota	11	5	0	.688	374	249
Green Bay	9	7	0	.563	276	296
Tampa Bay	5	11	0	.313	267	367
Chicago	5	11	0	.313	295	361
Detroit	5	11	0	.313	273	332

WESTERN	W	L	T	PCT.	PTS.	OPP.
San Francisco	14	2	0	.875	431	236
New Orleans*	12	4	0	.750	330	202
Atlanta	6	10	0	.375	327	414
LA Rams	6	10	0	.375	313	383

1993 REVIEW (6-10)

DATE	W/L	SCORE	OPPONENT	ATT
09/05	L	12-18	at San Diego	58,039
09/12	L	13-17	L.A. Raiders	58,836
09/19	W	17-14	at New England	50,392
09/26	W	19-10	at Cincinnati	46,880
10/03	W	31-14	San Diego	54,778
10/10			BYE	
10/17	L	10-30	at Detroit	60,801
10/24	W	10-9	New England	56,526
10/31	L	17-28	at Denver	73,644
11/07	L	14-24	at Houston	50,447
11/14	W	22-5	Cleveland	54,622
11/21			BYE	
11/28	L	9-17	Denver	57,812
12/05	L	16-31	Kansas City	58,551
12/12	L	23-27	at L.A. Raiders	38,161
12/19	L	27-30	Phoenix (OT)	45,737
12/26	W	16-6	Pittsburgh	51,814
01/02	L	24-34	at Kansas City	72,136

BY QUARTERS	1	2	3	4	OT	Tot
SEA	72	64	45	99	0	280
OPP	65	104	66	76	3	314

SCORING	TD	RU	PA	Rt	PAT	FG	SPTs
Kasay	0	0	0	0	29/29	23/28	0 98
C. Warren	7	7	0	0	0	0	0 42
Martin	5	0	5	0	0	0	0 30
Williams	4	3	1	0	0	0	0 24
SEA	29	13	13	3	29/29	23/28	4280
OPP	32	12	16	4	31/32	29/39	2314

RUSHING	ATT	Yds	AVG	LG	TD
C. Warren	273	1072	3.9	45t	7
Williams	82	371	4.5	38	3
Mirer	68	343	5.0	33	3
Vaughn	36	153	4.3	37	0
SEA	473	2015	4.3	45t	13
OPP	452	1660	3.7	30t	12

TEAM STATISTICS	SEA	OPP
TOTAL FIRST DOWNS	279	322
Rushing	114	106
Passing	144	193
Penalty	21	23
3rd Down: Made/Att	80/224	91/229
3rd Down Pct.	35.7	39.7
4th Down: Made/Att	6/14	6/13
4th Down Pct.	42.9	46.2
POSSESSION AVG.	29:02	30:58
TOTAL NET YARDS	4669	5313
Avg. Per Game	291.8	332.1
Total Plays	1019	1085
Avg. Per Play	4.6	4.9
NET YARDS RUSHING	2015	1660
Avg. Per Game	125.9	103.8
Total Rushes	473	452
NET YARDS PASSING	2654	3653
Avg. Per Game	165.9	228.3
Sacked/Yards Lost	48/242	38/244
Gross Yards	2896	3897
Att./Completions	498/280	595/333
Completion Pct.	56.2	56.0
Had Intercepted	18	22
PUNTS/AVERAGE	91/44.0	73/42.4
NET PUNTING AVG.	37.3	35.6
PENALTIES/YARDS	99/745	110/818
FUMBLES/BALL LOST	25/13	23/15
TOUCHDOWNS	29	32
Rushing	13	12
Passing	13	16
Returns	0	3
Defensive	3	1
SAFETIES	4	2
TOTAL POINTS	280	314

RECEIVING	No	Yds	AVG	LG	TD
Blades	80	945	11.8	41	3
Williams	58	450	7.8	25	1
Martin	57	798	14.0	53t	5
Edmunds	24	239	10.0	32	2
Green	23	178	7.7	20	1
SEA	280	2896	10.3	53t	13
OPP	333	3897	11.7	58t	16

INTERCEPTIONS	No	Yds	AVG	LG	TD
E. Robinson	9	80	8.9	28	0
Hunter	4	54	13.5	34	0
Gray	3	33	11.0	16	0
SEA	22	196	8.9	34	1
OPP	18	159	8.8	40	0

PUNTING	No	Yds	AVG	NET	TB	I20	LG	B
Tuten	90	4007	44.5	37.3	7	21	64	1
SEA	91	4007	44.0	37.3	7	21	64	1
OPP	73	3097	42.4	35.6	11	19	60	0

PUNT RETURNS	No	FC	Yds	AVG	LG	TD
Martin	32	15	270	8.4	33	0
SEA	33	15	280	8.5	33	0
OPP	47	21	475	10.1	74t	1

KICKOFF RETURNS	No	FC	Yds	AVG	LG	TD
Bates	30	0	603	20.1	46	0
Vaughn	16	0	280	17.5	31	0
SEA	50	0	931	18.6	46	0
OPP	52	1	967	18.6	95t	1

PASSING	ATT	CMP	Yds	CMP%	Yds/ATT	TD	TD%	INT	INT%	LG	SACKED	RATING
Mirer	486	274	2833	56.4	5.83	12	2.5	17	3.5	53t	47/235	67.0
SEA	498	280	2896	56.2	5.82	13	2.6	18	3.6	53t	48/242	66.8
OPP	595	333	3897	56.0	6.55	16	2.7	22	3.7	58t	38/244	69.6

FIELD GOALS	1-19	20-29	30-39	40-49	50+
Kasay	1/1	5/5	10/11	4/6	3/5
SEA	1/1	5/5	10/11	4/6	3/5
OPP	2/2	7/7	8/10	7/13	5/7

DEFENSIVE STATISTICS

PLAYER	T	S	A	SAC	PD	FF	FR
E. Robinson	111	84	27	2.0	15	3	2
Wooden	106	73	33	2.5	9	3	1
Stephens	105	75	30	2.5	1	2	1
Kennedy	77	60	17	6.5	3	1	1
Blackmon	74	55	19	0.0	11	0	1

RECORD (FINISH): 6-10 (5th, AFC West)

HEAD COACH: Tom Flores (8-24, .250)

ASSISTANTS: Tom Catlin (Asst. HC), Larry Kennan (Off. Coord./QBs), Rusty Tillman (Def. Coord./LBs), Tommy Brasher (DL), Bob Bratkowski (WRs), Dave Brown (Def), Arnie Matsumoto (Staff Asst.), Paul Moyer (DBs), Howard Mudd (OL), Russ Purnell (TEs/Sp. Teams), Frank Raines (Strength & Cond), Clarence Shelton (RBs)

CAPTAINS: FB John L. Williams (Off), FS Eugene Robinson (Def), FB Tracy Johnson & TE Trey Junkin (Sp. Teams)

MVP: FS Eugene Robinson

PRO BOWL: DT Cortez Kennedy (3), FS Eugene Robinson (2), RB Chris Warren (1)

NATIONAL HONORS: QB Rick Mirer, NFL Offensive Rookie of the Year (NFLPA, FBD), All-NFL: DT Cortez Kennedy (AP, S-I), FS Eugene Robinson (PFWA/PFW, Films, USA TODAY)

POS.	OFFENSE	STARTS
WR	Kelvin Martin	14
LT	Ray Roberts	16
LG	Darrick Brizl	16
C	Ray Donaldson	16
RG	Bill Hitchcock	14
RT	Andy Heck	16
TE	Ferrell Edmunds	16
	Paul Green	8
WR	Brian Blades	14
QB	*Rick Mirer	16
RB	Chris Warren	14
FB	John L. Williams	9
DEFENSE		
LE	Jeff Bryant	15
LT	Joe Nash	16
RT	Cortez Kennedy	16
RE	Natu Tuatagaloa	15
RLB	Terry Wooden	16
MLB	Rod Stephens	13
RLB	Rufus Porter	6
	Kevin Murphy	10
LCB	Dwayne Harper	14
RCB	Patrick Hunter	15
SS	Robert Blackmon	16
FS	Eugene Robinson	16
SPECIAL TEAMS		
K	John Kasay	16
P	Rick Tuten	16

* Rookie or first-year player

AFC

EASTERN	W	L	T	PCT.	PTS.	OPP.
Buffalo	12	4	0	.750	329	242
Miami	9	7	0	.563	349	351
NY Jets	8	8	0	.500	270	247
New England	5	11	0	.313	238	286
Indianapolis	4	12	0	.250	189	378

CENTRAL	W	L	T	PCT.	PTS.	OPP.
Houston	12	4	0	.750	368	238
Pittsburgh*	9	7	0	.563	308	281
Cleveland	7	9	0	.438	304	307
Cincinnati	3	13	0	.188	187	319

WESTERN	W	L	T	PCT.	PTS.	OPP.
Kansas City	11	5	0	.688	328	291
LA Raiders*	10	6	0	.625	306	326
Denver*	9	7	0	.563	373	284
San Diego	8	8	0	.500	322	290
Seattle	6	10	0	.375	280	314

NFC

EASTERN	W	L	T	PCT.	PTS.	OPP.
Dallas	12	4	0	.750	376	229
NY Giants*	11	5	0	.688	288	205
Philadelphia	8	8	0	.500	293	315
Phoenix	7	9	0	.438	326	269
Washington	4	12	0	.250	230	345

CENTRAL	W	L	T	PCT.	PTS.	OPP.
Detroit	10	6	0	.625	298	292
Minnesota*	9	7	0	.563	277	290
Green Bay*	9	7	0	.563	340	282
Chicago	7	9	0	.438	234	230
Tampa Bay	5	11	0	.313	237	376

WESTERN	W	L	T	PCT.	PTS.	OPP.
San Francisco	10	6	0	.625	473	295
New Orleans	8	8	0	.500	317	343
Atlanta	6	10	0	.375	316	385
LA Rams	5	11	0	.313	221	367

1994 REVIEW (6-10)

DATE	W/L	SCORE	OPPONENTS	ATT
09/04	W	28-7	at Washington	52,930
09/11	W	38-9	at L.A. Raiders	47,319
09/18	L	10-24	*San Diego	65,536
09/25	W	30-13	*Pittsburgh	59,637
10/02	L	15-17	at Indianapolis	49,876
10/09	L	9-16	*Denver	63,872
10/16			BYE	
10/23	L	23-38	at Kansas City	78,847
10/30	L	15-35	at San Diego	59,001
11/06	L	17-20	Cincinnati (OT)	46,630
11/13	L	10-17	at Denver	71,290
11/20	W	22-21	Tampa Bay	37,466
11/27	W	10-9	Kansas City	54,120
12/04	L	19-31	Indianapolis	39,574
12/11	W	16-14	at Houston	31,453
12/18	L	16-17	L.A. Raiders	53,301
12/24	L	9-35	at Cleveland	54,180

* at Husky Stadium

TEAM STATISTICS	SEA	OPP
TOTAL FIRST DOWNS	285	318
Rushing	114	122
Passing	143	178
Penalty	28	18
3rd Down: Made/Att	89/235	83/224
3rd Down Pct.	37.9	37.1
4th Down: Made/Att	10/19	8/20
4th Down Pct.	52.6	40.0
POSSESSION AVG.	28:35	31:25
TOTAL NET YARDS	4652	5349
Avg. Per Game	290.8	334.3
Total Plays	1018	1077
Avg. Per Play	4.6	5.0
NET YARDS RUSHING	2084	1952
Avg. Per Game	130.3	122.0
Total Rushes	480	511
NET YARDS PASSING	2568	3397
Avg. Per Game	160.5	212.3
Sacked/Yards Lost	40/241	29/206
Gross Yards	2809	3603
Att./Completions	498/253	537/313
Completion Pct.	50.8	58.3
Had Intercepted	9	19
PUNTS/AVERAGE	91/42.9	78/40.9
NET PUNTING AVG.	36.7	35.5
PENALTIES/YARDS	114/898	103/773
FUMBLES/BALL LOST	31/19	21/11
TOUCHDOWNS	32	34
Rushing	16	15
Passing	13	15
Returns	1	1
Defensive	2	3
TOTAL POINTS	287	323

PASSING	ATT	CMP	YDS	CMP%	YDS/ATT
Mirer	381	195	2151	51.2	5.65
McGwire	105	51	578	48.6	5.65
SEA	498	253	2809	50.8	5.64
OPP	537	313	3603	58.3	6.71

BY QUARTERS	1	2	3	4	OT	TOT
SEA	53	74	49	111	0	287
OPP	48	98	65	109	3	323

SCORING	TD	RU	PA	RT	PAT	FG	SPTS
Kasay	0	0	0	0	25/26	20/24	0 85
C. Warren	11	9	2	0	0	0	0 68
Blades	4	0	4	0	0	0	0 26
SEA	32	16	13	3	25/26	20/24	1287
OPP	34	15	15	4	28/28	27/33	1323

2-Point PATs: Tuten 1-2; Blades 2-2; McGwire 0-1; Vaughn 1-1; C. Warren 1-1
SEA 4-6. OPP 4-6

RUSHING	ATT	YDS	AVG	LG	TD
C. Warren	333	1545	4.6	41	9
Mirer	34	153	4.5	14	0
Strong	27	114	4.2	14t	1
SEA	480	2084	4.3	41	16
OPP	511	1952	3.8	45t	15

RECEIVING	NO	YDS	AVG	LG	TD
Blades	81	1086	13.4	45	4
Martin	56	681	12.2	32	1
C. Warren	41	323	7.9	51	2
SEA	253	2809	11.1	51	13
OPP	313	3603	11.5	99t	15

KICKOFF RETURNS	NO	YDS	AVG	LG	TD
Bates	26	508	19.5	38	0
Vaughn	18	443	24.6	93t	1
SEA	67	1467	21.9	93t	1
OPP	61	1229	20.1	45	0

INTERCEPTIONS	NO	YDS	AVG	LG	TD
4 players with	3				
SEA	19	284	14.9	69t	2
OPP	9	210	23.3	73t	2

PUNTING	NO	YDS	AVG	NET	TB	I20	LG	B
Tuten	91	3905	42.9	36.7	7	33	64	0
SEA	91	3905	42.9	36.7	7	33	64	0
OPP	78	3188	40.9	35.5	4	25	64	1

PUNT RETURNS	NO	FC	YDS	AVG	LG	TD
Martin	33	20	280	8.5	23	0
SEA	37	23	337	9.1	31	0
OPP	43	21	426	9.9	78t	1

FIELD GOALS	1-19	20-29	30-39	40-49	50+
Kasay	1/1	1/1	11/11	6/9	1/2
SEA	1/1	1/1	11/11	6/9	1/2
OPP	0/0	9/9	13/16	5/8	0/0

TD	TD%	INT	INT%	LG	SACKED	RATING
11	2.9	7	1.8	51	27/145	70.2
1	1.0	2	1.9	36	13/96	60.7
13	2.6	9	1.8	51	40/241	69.1
15	2.8	19	3.5	99t	29/206	73.2

DEFENSIVE STATISTICS

PLAYER	T	S	A	SAC	PD	FF	FR
Stephens	128	95	33	2.5	0	3	2
Wooden	127	94	33	1.5	7	1	1
E. Robinson	80	65	15	1.0	8	0	1
Porter	75	61	14	1.5	6	0	0

RECORD (FINISH): 6-10 (5th, AFC West)

HEAD COACH: Tom Flores (14-34, .292)

ASSISTANTS: Larry Kennan (Off. Coord./QBs), Rusty Tillman (Def. Coord./LBs), Tommy Brasher (DL), Bob Bratkowski (WRs), Dave Brown (Def), Tom Catlin (Quality Control), Arnie Matsumoto (Staff Asst.), Paul Moyer (DBs), Howard Mudd (OL), Russ Purnell (TEs, Sp. Teams), Frank Raines (Strength & Cond), Clarence Shelmon (RBs)

CAPTAINS: C Ray Donaldson (Off), FS Eugene Robinson (Def), FB Tracy Johnson & TE Trey Junkin (Sp. Teams)

MVP: RB Chris Warren

PRO BOWL: DT Cortez Kennedy (4), P Rick Tuten (1), RB Chris Warren (2)

NATIONAL HONORS: WR Steve Largent (Hall of Fame inductee)

ALL-NFL: DT Cortez Kennedy (AP, SI, CPFN), P Rick Tuten (S-I)

POS.	OFFENSE	STARTS
WR	Kelvin Martin	15
LT	Ray Roberts	14
LG	Jeff Blackshear	16
C	Ray Donaldson	16
RG	*Kevin Mawae	11
RT	Howard Ballard	16
TE	Ferrell Edmunds	7
	Paul Green	11
WR	Brian Blades	16
QB	Rick Mirer	13
	Dan McGwire	3
RB	Chris Warren	15
FB	Tracy Johnson	10
DEFENSE		
LE	Antonio Edwards	8
	*Sam Adams	6
LT	Joe Nash	15
RT	Cortez Kennedy	16
RE	Brent Williams	9
	Antonio Edwards	6
LLB	Terry Wooden	15
MLB	Rod Stephens	16
RLB	Rufus Porter	14
LCB	Carlton Gray	11
	Tony Brown	5
RCB	Patrick Hunter	5
	Terry Taylor	3
SS	Robert Blackmon	15
FS	Eugene Robinson	14
SPECIAL TEAMS		
K	John Kasay	16
P	Rick Tuten	16

* Rookie or first-year player

AFC

EASTERN	W	L	T	PCT.	PTS.	OPP.
Miami	10	6	0	.625	389	327
New England*	10	6	0	.625	351	312
Indianapolis	8	8	0	.500	307	320
Buffalo	7	9	0	.438	340	356
NY Jets	6	10	0	.375	264	320

CENTRAL	W	L	T	PCT.	PTS.	OPP.
Pittsburgh	12	4	0	.750	316	234
Cleveland*	11	5	0	.688	340	204
Cincinnati	3	13	0	.188	276	406
Houston	2	14	0	.125	226	352

WESTERN	W	L	T	PCT.	PTS.	OPP.
San Diego	11	5	0	.688	381	306
Kansas City*	9	7	0	.563	319	398
LA Raiders	9	7	0	.453	303	327
Denver	7	9	0	.438	347	396
Seattle	6	10	0	.375	287	323

NFC

EASTERN	W	L	T	PCT.	PTS.	OPP.
Dallas	12	4	0	.750	414	248
NY Giants	9	7	0	.563	279	304
Arizona	8	8	0	.500	235	267
Philadelphia	7	9	0	.438	308	308
Washington	3	13	0	.188	320	412

CENTRAL	W	L	T	PCT.	PTS.	OPP.
Minnesota	10	6	0	.625	356	314
Green Bay*	9	7	0	.563	382	287
Detroit*	9	7	0	.563	357	342
Chicago*	9	7	0	.563	271	307
Tampa Bay	6	10	0	.375	251	351

WESTERN	W	L	T	PCT.	PTS.	OPP.
San Francisco	13	3	0	.813	505	296
New Orleans	7	9	0	.438	348	407
Atlanta	7	9	0	.438	317	385
LA Rams	4	12	0	.250	286	365

1995 REVIEW (8-8)

DATE	W/L	SCORE	OPPONENT	ATT
09/03	L	10-34	Kansas City	47,564
09/10	L	10-14	at San Diego	54,420
09/17	W	24-21	Cincinnati	39,492
09/24			BYE	
10/01	W	27-10	Denver	49,914
10/08	L	14-34	at Oakland	50,213
10/15	L	21-27	at Buffalo	74,362
10/22	L	25-35	San Diego	45,821
10/29	L	14-20	at Arizona (OT)	39,600
11/05	W	30-28	New York Giants	42,100
11/12	W	47-30	at Jacksonville	71,290
11/19	W	27-20	at Washington	51,298
11/26	L	10-16	New York Jets	41,160
12/03	W	26-14	Philadelphia	39,893
12/10	W	31-27	at Denver	71,488
12/17	W	44-10	Oakland	58,428
12/24	L	3-26	at Kansas City	75,784

BY QUARTERS	1	2	3	4	OT	TOT
SEA	79	77	88	119	0	363
OPP	90	128	48	94	6	366

SCORING	TD	RU	PA	RT	PAT	FG	SPTS
Peterson	0	0	0	0	40/40	23/28	0 109
Warren	16	15	0	0	0	0	0 96
Galloway	9	1	7	1	0	0	0 54
SEA	42	20	19	3	40/40	23/28	1 363
OPP	43	11	26	6	36/37	24/35	0 366

2-Point PATs: Mirer 0-1, Warren 0-1
SEA 0-2, Opp 0-5.

TEAM STATISTICS	SEA	OPP
TOTAL FIRST DOWNS	311	321
Rushing	121	116
Passing	171	181
Penalty	19	24
3rd Down: Made/Att	82/217	81/218
3rd Down Pct.	37.8	37.2
4th Down: Made/Att	9/13	10/18
4th Down Pct.	69.2	55.6
POSSESSION AVG.	28:30	31:30
TOTAL NET YARDS	5270	5669
Avg. Per Game	329.4	354.3
Total Plays	1033	1078
Avg. Per Play	5.1	5.3
NET YARDS RUSHING	2178	2130
Avg. Per Game	136.1	133.1
Total Rushes	477	496
NET YARDS PASSING	3092	3539
Avg. Per Game	193.3	221.2
Sacked/Yards Lost	45/267	28/167
Gross Yards	3359	3706
Att./Completions	511/273	554/310
Completion Pct.	53.4	56.0
Had Intercepted	23	16
PUNTS/AVERAGE	83/45.0	81/42.6
NET PUNTING AVG.	83/36.5	81/36.4
PENALTIES/YARDS	100/852	114/901
FUMBLES/BALL LOST	24/9	17/9
TOUCHDOWNS	42	43
Rushing	20	11
Passing	19	26
Returns	1	2
Defensive	2	4
TOTAL POINTS	363	366

RUSHING	ATT	Yds	AVG	LG	TD
Warren	310	1346	4.3	52	15
Broussard	46	222	4.8	21t	1
L. Smith	36	215	6.0	68	0
SEA	477	2178	4.6	86t	20
OPP	496	2130	4.3	46	11

RECEIVING	No	Yds	AVG	LG	TD
Blades	77	1001	13.0	49	4
Galloway	67	1039	15.5	59t	7
Warren	35	247	7.1	20t	1
Crumpler	23	254	11.0	24	1
SEA	273	3359	12.3	59t	19
OPP	310	3706	12.0	88t	26

INTERCEPTIONS	No	Yds	AVG	LG	TD
Blackmon	5	46	9.2	21	0
Gray	4	45	11.3	26	0
SEA	16	127	7.9	32	0
OPP	24	384	16.7	72t	2

PUNTING	No	Yds	AVG	NET	TB	I20	LG	B
Tuten	83	3735	45.0	36.5	8	21	73	0
SEA	83	3735	45.0	36.5	8	21	73	0
OPP	81	3449	42.6	36.4	6	24	62	0

PUNT RETURNS	No	FC	Yds	AVG	LG	TD
Galloway	36	12	360	10.0	89t	1
SEA	40	13	384	9.6	89t	1
OPP	48	7	549	11.4	44	0

KICKOFF RETURNS	No	Yds	AVG	LG	TD
Broussard	43	1064	24.7	70	0
SEA	72	1620	22.5	70	0
OPP	70	1669	23.8	99t	2

PASSING	ATT	CMP	Yds	CMP%	Yds/ATT	TD	TD%	INT	INT%	LG	SACKED	RATING
Mirer	391	209	2564	53.5	6.56	13	3.3	20	5.1	59t	42/255	63.7
Friesz	120	64	795	53.3	6.63	6	5.0	3	2.5	43t	3/12	80.4
SEA	511	273	3359	53.4	6.57	19	3.7	23	4.5	59t	45/267	67.6
OPP	554	310	3706	56.0	6.69	26	4.7	16	2.9	88t	28/167	80.2

FIELD GOALS	1-19	20-29	30-39	40-49	50+
Peterson	1/1	5/5	9/10	8/10	0/2
SEA	1/1	5/5	9/10	8/10	0/2
OPP	1/1	10/13	5/7	7/9	1/5

DEFENSIVE STATISTICS

PLAYER	T	S	A	SAC	PD	FF	FR
Wooden	135	114	21	0.0	8	1	0
E. Robinson	105	79	26	0.0	4	0	1
Moss	88	65	23	2.0	5	1	2
C. Harris	85	77	8	0.0	12	1	1
Gray	73	68	5	0.0	19	0	0

RECORD (FINISH): 8-8, 3rd AFC West

HEAD COACH: Dennis Erickson (8-8, .500)

ASSISTANTS: Gregg Smith (Asst. HC/TEs), Bob Bratkowski (Off. Coord./WRs), Greg Mc Mackin (Def. Coord.), Dave Arnold (Sp. Teams), Tommy Brasher (DL), Dave Brown (Def), Tom Catlin (Quality Control), Ned James (Off. Asst.), Dana LeDuc (Strength & Cond.), Arnie Matsumoto (Def. Asst.), Howard Mudd (OL), Rich Olson (QBs), Mike Murphy (LBs), Willy Robinson (DBs), Clarence Shelmon (RBs)

CAPTAINS: Rick Mirer (Off), Eugene Robinson (Def), Trey Junkin (Sp. Teams)

MVP: RB Chris Warren

PRO BOWL: DT Cortez Kennedy (5), RB Chris Warren (3)

NATIONAL HONORS: WR Steve Largent inducted into Pro Football Hall of Fame

POS.	OFFENSE	STARTS
WR	*Joey Galloway	16
LT	James Atkins	16
LG	*Matt Joyce	13
C	Jim Sweeney	16
RG	Kevin Mawae	16
RT	Howard Ballard	16
TE	*Christian Fauria	9
	Carlester Crumpler	7
WR	Brian Blades	16
QB	Rick Mirer	13
	John Friesz	3
RB	Chris Warren	16
FB	Steve Smith	7
	Tracy Johnson	4
	DEFENSE	
LE	Michael Sinclair	15
LT	Joe Nash	11
	Sam Adams	5
RT	Cortez Kennedy	16
RE	Brent Williams	9
	Antonio Edwards	7
SLB	Terry Wooden	16
MLB	Dean Wells	10
WLB	Winston Moss	16
LCB	Carlton Gray	16
RCB	Corey Harris	16
SS	Robert Blackmon	13
FS	Eugene Robinson	16
	SPECIAL TEAMS	
K	Todd Peterson	16
P	Rick Tuten	16

* Rookie or first-year player

AFC

EASTERN	W	L	T	PCT.	PTS.	OPP.
Buffalo	10	6	0	.625	350	335
Indianapolis*	9	7	0	.563	331	316
Miami*	9	7	0	.563	398	332
New England	6	10	0	.375	294	377
NY Jets	3	13	0	.188	233	384

CENTRAL	W	L	T	PCT.	PTS.	OPP.
Pittsburgh	11	5	0	.688	407	327
Cincinnati	7	9	0	.438	349	374
Houston	7	9	0	.438	348	324
Cleveland	5	11	0	.313	289	356
Jacksonville	4	12	0	.250	275	404

WESTERN	W	L	T	PCT.	PTS.	OPP.
Kansas City	13	3	0	.813	358	241
San Diego*	9	7	0	.563	321	323
Seattle	8	8	0	.500	363	366
Denver	8	8	0	.500	388	345
Oakland	8	8	0	.500	348	332

NFC

EASTERN	W	L	T	PCT.	PTS.	OPP.
Dallas	12	4	0	.750	435	291
Philadelphia*	10	6	0	.624	318	338
Washington	6	10	0	.375	326	359
NY Giants	5	11	0	.313	290	340
Arizona	4	12	0	.250	275	422

CENTRAL	W	L	T	PCT.	PTS.	OPP.
Green Bay	11	5	0	.688	401	314
Detroit*	10	6	0	.625	436	336
Chicago	9	7	0	.563	392	360
Tampa Bay	7	9	0	.438	238	335

WESTERN	W	L	T	PCT.	PTS.	OPP.
San Francisco	11	5	0	.688	457	258
Atlanta*	9	7	0	.563	362	349
St. Louis	7	9	0	.438	309	418
Carolina	7	9	0	.438	289	325
New Orleans	7	9	0	.438	319	348

1996 REVIEW (7-9)

DATE	W/L	SCORE	OPPONENT	ATT
09/01	L	7-29	at San Diego	58,780
09/08	L	20-30	Denver	43,671
09/15	L	17-35	Kansas City	39,790
09/22	W	17-13	at Tampa Bay	30,212
09/22	L	10-31	Green Bay	59,973
10/06	W	22-15	at Miami	59,539
10/13			BYE	
10/17	L	16-34	at Kansas City	76,057
10/27	W	32-13	San Diego	38,143
11/03	W	23-16	Houston	36,320
11/10	W	42-23	Minnesota	50,794
11/17	L	16-17	at Detroit	51,194
11/24	L	21-27	Oakland	47,506
12/01	L	7-34	at Denver	74,982
12/08	W	26-18	Buffalo	41,373
12/15	L	13-20	at Jacksonville	66,134
12/22	W	28-21	at Oakland	33,455

BY QUARTERS	1	2	3	4	OT	TOT
SEA	53	117	57	90	--	317
OPP	85	111	64	116	--	376

SCORING	TD	Ru	Pa	Rt	PAT	FG	S	Pts
Peterson	0	0	0	0	27/27	28/34	0	111
Smith	8	8	0	0	0	0	0	54
Galloway	8	0	7	1	0	0	0	48
Warren	5	5	0	0	0	0	0	32
SEA	33	16	14	3	27/27	28/34	0	317
OPP	40	15	25	0	35/35	31/34	1	376

RUSHING	ATT	Yds	AVG	LG	TD
Warren	203	855	4.2	51	5
Smith	153	680	4.4	29	8
Mirer	33	191	5.8	33	2
SEA	442	1997	4.5	51	16
OPP	506	2098	4.1	40	15

TEAM STATISTICS	SEA	OPP
TOTAL FIRST DOWNS	268	325
Rushing	94	114
Passing	147	181
Penalty	27	30
3rd Down: Made/Att	64/212	80/211
3rd Down Pct.	30.2	37.9
4th Down: Made/Att	7/17	7/15
4th Down Pct.	41.2	46.7
POSSESSION AVG.	28:01	31:59
TOTAL NET YARDS	5024	5437
Avg. Per Game	314.0	339.8
Total Plays	974	1066
Avg. Per Play	5.2	5.1
NET YARDS RUSHING	1997	2098
Avg. Per Game	124.8	131.0
Total Rushes	442	506
NET YARDS PASSING	3027	3339
Avg. Per Game	189.2	208.8
Sacked/Yards Lost	38/189	48/285
Gross Yards	3216	3624
Att./Completions	494/261	512/303
Completion Pct.	52.8	59.2
Had Intercepted	17	14
PUNTS/AVG.	86/43.6	76/42.3
Net Punting Avg.	86/34.5	76/34.0
PENALTIES/YARDS	112/879	98/804
FUMBLES/ LOS	24/12	37/18
TOUCHDOWNS	33	40
Rushing	16	15
Passing	14	25
Defense	1	0
Returns	2	0
TOTAL POINTS	317	376

RECEIVING	No	Yds	AVG	LG	TD
Galloway	57	987	17.3	65t	7
Blades	43	556	12.9	80t	2
Warren	40	273	6.8	33	0
Crumpler	26	258	9.9	26	0
Proehl	23	309	13.4	56	2
SEA	261	3216	12.3	80t	14
OPP	303	3624	12.0	65t	25

PUNT RETURNS	No	FC	Yds	AVG	LG	TD
Galloway	15	5	158	10.5	88t	1
R. Harris	19	10	194	10.2	35	0
SEA	34	15	352	10.4	88t	1
OPP	52	17	640	12.3	50	0

INTERCEPTIONS	No	Yds	AVG	LG	TD
D. Williams	5	148	29.6	79t	1
2 players with 3					
SEA	14	256	18.3	79t	1
OPP	17	305	17.9	63	0

PUNTING	No	Yds	AVG	NET	TB	I20	LG	B
Tuten	85	3746	44.1	34.5	7	21	66	1
SEA	86	3746	43.6	34.5	7	21	66	1
OPP	76	3214	42.3	34.0	14	23	57	0

KICKOFF RETURNS	No	Yds	AVG	LG
Broussard	43	979	22.8	86
SEA	71	1542	21.7	86
OPP	72	1642	22.8	60

PASSING	ATT	CMP	Yds	CMP%	Yds/ATT	TD	TD%	INT	INT%	LG	SACKED	RATING
Friesz	211	120	1629	56.9	7.72	8	3.8	4	1.9	80t	12/77	86.4
Mirer	265	136	1546	51.3	5.83	5	1.9	12	4.5	60	22/84	56.6
SEA	494	261	3216	52.8	6.51	14	2.8	17	3.4	80t	38/189	68.3
OPP	512	303	3624	59.2	7.08	25	4.9	14	2.7	65t	48/285	85.8

FIELD GOALS	1-19	20-29	30-39	40-49	50+
Peterson	0/0	11/13	7/7	8/11	2/3
SEA	0/0	11/13	7/7	8/11	2/3
OPP	3/3	9/9	8/11	9/9	2/2

DEFENSIVE STATISTICS

PLAYER	T	S	A	SAC	PD	FF	FR
Wells	107	82	25	1.0	4	0	2
Moss	106	77	29	1.0	4	0	0
Blackmon	102	80	22	1.0	7	3	0
D. Williams	80	67	13	0.0	11	0	1
McCrary	76	57	19	13.5	3	1	1

RECORD (FINISH): 7-9 (T4th AFC West)

HEAD COACH: Dennis Erickson (15-17, .469)

ASSISTANTS: Gregg Smith (Asst. HC/TEs), Bob Bratkowski (Off. Coord./WRs), Greg Mc Mackin (Def. Coord.), Dave Arnold (Sp. Teams), Tommy Brasher (DL), Dave Brown (Def. Coach), Keith Gilbertson (Def. Asst.), Ned James (Off. Asst.), Dana LeDuc (Strength & Cond.), Howard Mudd (OL), Rich Olson (QBs), Mike Murphy (LBs), Willy Robinson (DBs), Clarence Shelmon (RBs)

CAPTAINS: QB Rick Mirer & RB Chris Warren (Off), LB Winston Moss & LB Terry Wooden (Def), P Rick Tuten (Sp. Teams)

MVP: DT Cortez Kennedy

PRO BOWL: DT Cortez Kennedy (6), DE Michael Sinclair (1)

POS.	OFFENSE	STARTS
WR	Joey Galloway	16
LT	James Atkins	16
LG	*Pete Kendall	11
C	Kevin Mawae	16
RG	Derrick Graham	16
RT	Howard Ballard	16
TE	Carlester Crumpler	7
	Christian Fauria	9
WR	Brian Blades	9
	Ricky Proehl	7
QB	Rick Mirer	9
	John Friesz	6
	Stan Gelbaugh	1
RB	Chris Warren	14
FB	Mack Strong	8
DEFENSE		
LE	Michael Sinclair	16
LT	Sam Adams	16
RT	Cortez Kennedy	16
RE	Michael McCrary	13
SLB	Terry Wooden	9
	Michael Barber	7
MLB	Dean Wells	15
WLB	Winston Moss	16
LCB	Carlton Gray	16
RCB	Corey Harris	16
SS	Robert Blackmon	16
FS	Darryl Williams	16
SPECIAL TEAMS		
K	Todd Peterson	16
P	Rick Tuten	16

* Rookie or first-year player

AFC

EASTERN	W	L	T	PCT.	PTS.	OPP.
New England	11	5	0	.688	418	313
Buffalo*	10	6	0	.625	319	266
Indianapolis*	9	7	0	.563	317	334
Miami	8	8	0	.500	339	325
NY Jets	1	15	0	.063	279	454

CENTRAL	W	L	T	PCT.	PTS.	OPP.
Pittsburgh	10	6	0	.625	344	257
Jacksonville*	9	7	0	.563	325	335
Cincinnati	8	8	0	.500	372	369
Houston	8	8	0	.500	345	319
Baltimore	4	12	0	.250	371	441

WESTERN	W	L	T	PCT.	PTS.	OPP.
Denver	13	3	0	.813	391	275
Kansas City	9	7	0	.563	297	300
San Diego	8	8	0	.500	310	376
Oakland	7	9	0	.438	340	293
Seattle	7	9	0	.438	317	376

NFC

EASTERN	W	L	T	PCT.	PTS.	OPP.
Dallas	10	6	0	.625	286	250
Philadelphia*	10	6	0	.625	363	341
Washington	9	7	0	.563	364	312
Arizona	7	9	0	.438	300	397
NY Giants	6	10	0	.375	242	297

CENTRAL	W	L	T	PCT.	PTS.	OPP.
Green Bay	13	3	0	.813	456	210
Minnesota*	9	7	0	.563	298	315
Chicago	7	9	0	.438	283	305
Tampa Bay	6	10	0	.375	221	293
Detroit	5	11	0	.313	302	368

WESTERN	W	L	T	PCT.	PTS.	OPP.
Carolina	12	4	0	.750	367	218
San Francisco*	12	4	0	.750	398	257
St. Louis	6	10	0	.375	303	409
Atlanta	3	13	0	.188	209	461
New Orleans	3	13	0	.188	229	339

1997 REVIEW (8-8)

DATE	W/L	SCORE	OPPONENTS	ATT	BY	QUARTERS	1	2	3	4	OT	TOT
08/31	L	3-41	New York Jets	53,893	SEA		44	126	92	103	0	365
09/07	L	14-35	Denver	55,859	OPP		101	111	93	51	6	362
09/14	W	31-3	at Indianapolis	49,194								
09/21	W	26-22	San Diego	51,110								
09/28	*L	17-20	at Kansas City	77,877								
10/05	W	16-13	Tennessee	49,897								
10/12			BYE									
10/19	W	17-9	at St. Louis	64,819								
10/26	W	45-34	Oakland	66,264								
11/02	L	27-30	at Denver	74,212								
11/09	W	37-31	at San Diego	64,616								
11/16	*L	17-20	at New Orleans (OT)	50,493								
11/23	L	14-19	Kansas City	66,264								
11/30	L	17-24	Atlanta	52,584								
12/07	L	24-31	at Baltimore	54,395								
12/14	W	22-21	at Oakland	40,124								
12/21	W	38-9	San Francisco	66,253								

SCORING	TD	Ru	Pa	Rt	PAT	FG	SPts
Peterson	0	0	0	0	37/37	22/28	0 103
Galloway	12	0	12	0			0 72
Broussard	6	5	1	0			0 36
McKnight	6	0	6	0			0 36
Warren	4	4	0	0			0 24
SEA	43	13	26	4	37/37	22/28	1 365
OPP	38	10	19	9	35/35	31/34	1 363

RUSHING	ATT	Yds	AVG	LG	TD
Warren	200	847	4.2	36t	4
Broussard	70	418	6.0	77t	5
Smith	91	392	4.3	35	2
SEA	404	1800	4.5	77t	13
OPP	455	1731	3.8	55t	10

TEAM STATISTICS	SEA	OPP
TOTAL FIRST DOWNS	331	286
Rushing	98	96
Passing	207	166
Penalty	26	24
3rd Down: Made/Att	91/224	66/198
3rd Down Pct.	40.6	33.3
4th Down: Made/Att	8/16	8/16
4th Down Pct.	50.0	50.0
POSSESSION AVG.	30:47	29:13
TOTAL NET YARDS	5759	4849
Avg. Per Game	359.9	303.1
Total Plays	1049	959
Avg. Per Play	5.5	5.1
NET YARDS RUSHING	1800	1731
Avg. Per Game	112.5	108.2
Total Rushes	404	455
NET YARDS PASSING	3959	3118
Avg. Per Game	247.4	194.9
Sacked/Yards Lost	36/228	42/238
Gross Yards	4187	3356
Att./Completions	609/359	462/276
Completion Pct.	58.9	59.7
Had Intercepted	21	13
PUNTS/AVERAGE	78/40.3	74/42.0
Net Punting Avg.	78/32.3	74/36.8
PENALTIES/YARDS	109/911	100/820
FUMBLES/LOST	26/11	33/16
TOUCHDOWNS	43	38
Rushing	13	10
Passing	26	19
Defensive	4	4
Returns	0	5
FIELD GOALS	22/28	31/34
TOTAL POINTS	365	362

RECEIVING	No	Yds	AVG	LG	TD
Galloway	72	1049	14.6	53t	12
Pritchard	64	843	13.2	61	2
Warren	45	257	5.7	20	0
McKnight	34	637	18.7	60t	6
Crumpler	31	361	11.6	30	1
Br. Blades	30	319	10.6	27	2
Broussard	24	143	6.0	20t	1
Smith	23	183	8.0	22	0
SEA	359	4187	11.7	61	26
OPP	276	3356	12.2	92	19

PUNTING	No	Yds	AVG	NET	TB	I20	LG	B
Tuten	48	2007	41.8	36.4	5	15	65	0
SEA	78	3144	40.3	32.3	8	24	65	2
OPP	74	3111	42.0	36.8	7	21	66	0

PUNT RETURNS	No	FC	Yds	AVG	LG	TD
Harris	21	12	144	6.9	19	0
Davis	16	6	104	6.5	28	0
SEA	37	18	248	6.7	28	0
OPP	38	14	463	12.2	89t	2

INTERCEPTIONS	No	Yds	AVG	LG	TD
D. Williams	8	172	21.5	44t	1
Be. Blades	2	11	5.5	11	0
SEA	13	196	15.1	44t	1
Opp	21	372	17.7	75t	4

KICKOFF RETURNS	No	Yds	AVG	LG	TD
Broussard	50	1076	21.5	43	0
SEA	76	1550	20.4	43	0
OPP	77	1779	23.1	93t	1

PASSING	ATT	CMP	Yds	CMP%	Yds/ATT	TD	TD%	INT	INT%	LG	SACKED	RATING
Moon	528	313	3678	59.3	6.97	25	4.7	16	3.0	60t	30/192	83.7
SEA	609	359	4187	58.9	6.88	26	4.3	21	3.4	61	36/228	79.7
Opp	462	276	3356	59.7	7.26	19	4.1	13	2.8	92	42/238	84.1

FIELD GOALS	1-19	20-29	30-39	40-49	50+
Peterson	0/0	9/9	7/10	5/7	1/2
SEA	0/0	9/9	7/10	5/7	1/2
OPP	2/2	12/13	5/5	8/10	4/4

DEFENSIVE STATISTICS

PLAYER	T	S	A	SAC	PD	FF	FR
C. Brown	104	75	29	6.5	3	1	4
D. Williams	93	68	25	0.0	13	1	1
Wells	92	74	18	1.0	2	1	1
Be. Blades	70	58	12	1.0	2	0	0

RECORD (FINISH): 8-8 (3rd AFC West)

HEAD COACH: Dennis Erickson (23-25, .479)

ASSISTANTS: Gregg Smith (Asst. HC/OL), Bob Bratkowski (Off. Coord./WRs), Greg Mc Mackin (Def. Coord.), Dave Arnold (Sp. Teams), Tommy Brasher (DL), Dave Brown (Def. Coach), Keith Gilbertson (TEs), Ned James (Off. Asst.), Darren Krein (Asst. Str. & Cond.), Dana LeDuc (Strength. & Cond.), Howard Mudd (OL), Rich Olson (QBs), Mike Murphy (LBs), Willy Robinson (DBs), Clarence Shelmon (RBs), Jim Zorn (Off. Asst.)

CAPTAINS: QB John Friesz (Off), LB Winston Moss (Def), S Jay Bellamy (Sp. Teams)

MVP: FS Darryl Williams

PRO BOWL: DE Michael Sinclair (2), FS Darryl Williams (1)

POS.	OFFENSE	STARTS
WR	Joey Galloway	15
LT	*Walter Jones	12
LG	Pete Kendall	16
C	Kevin Mawae	16
RG	Derrick Graham	9
RT	Howard Ballard	10
R/LT	Grant Williams	8
TE	Carlester Crumpler	12
WR	Mike Pritchard	15
QB	John Friesz	1
	Warren Moon	14
	*Jon Kitna	1
RB	Chris Warren	13
FB	Mack Strong	9
	DEFENSE	
LE	Michael Sinclair	16
LT	Sam Adams	15
RT	Cortez Kennedy	8
	Dan Saleaumua	9
RE	Phillip Daniels	11
LLB	Winston Moss	14
MLB	Dean Wells	16
RLB	Chad Brown	15
LCB	Shawn Springs	10
RCB	Willie Williams	16
SS	Bennie Blades	9
	Jay Bellamy	7
FS	Darryl Williams	16
	SPECIAL TEAMS	
K	Todd Peterson	16
P	Rick Tuten	10
	Rohn Stark	4

* Rookie or first-year player

AFC

EASTERN	W	L	T	PCT.	PTS.	OPP.
New England	10	6	0	.625	369	289
Miami*	9	7	0	.563	339	327
NY Jets	9	7	0	.563	348	287
Buffalo	6	10	0	.375	255	367
Indianapolis	3	13	0	.188	313	401

CENTRAL	W	L	T	PCT.	PTS.	OPP.
Pittsburgh	11	5	0	.688	372	307
Jacksonville*	11	5	0	.688	394	318
Tennessee	8	8	0	.500	333	310
Cincinnati	7	9	0	.438	355	405
Baltimore	6	9	1	.406	326	345

WESTERN	W	L	T	PCT.	PTS.	OPP.
Kansas City	13	3	0	.813	375	232
Denver*	12	4	0	.750	472	287
Seattle	8	8	0	.500	365	362
Oakland	4	12	0	.250	324	419
San Diego	4	12	0	.250	266	425

NFC

EASTERN	W	L	T	PCT.	PTS.	OPP.
NY Giants	10	5	1	.656	307	265
Washington	8	7	1	.531	327	289
Philadelphia	6	9	1	.406	317	372
Dallas	6	10	0	.375	304	314
Arizona	4	12	0	.250	283	379

CENTRAL	W	L	T	PCT.	PTS.	OPP.
Green Bay	13	3	0	.813	422	282
Tampa Bay*	10	6	0	.625	299	263
Detroit*	9	7	0	.563	379	306
Minnesota*	9	7	0	.563	354	359
Chicago	4	12	0	.250	263	421

WESTERN	W	L	T	PCT.	PTS.	OPP.
San Francisco	13	3	0	.813	375	265
Carolina	7	9	0	.438	265	314
Atlanta	7	9	0	.438	320	361
New Orleans	6	10	0	.375	237	327
St. Louis	5	11	0	.313	299	359

1998 REVIEW (8-8)

DATE	W/LSCORE	OPPONENTS	ATT	BY QUARTERS	1	2	3	4	OT	TOT
09/06	W 38-0	at Philadelphia	66,418	SEA	107	91	75	99	0	372
09/13	W 33-14	Arizona	57,678	Opp	71	73	61	105	0	310
09/20	W 24-14	Washington	63,336							
09/27	L 10-13	at Pittsburgh	58,413							
10/04	L 6-17	at Kansas City	66,418							
10/11	L 16-21	Denver	66,258							
10/18		BYE								
10/25	W 27-20	at San Diego	58,512							
11/01	L 18-31	Oakland	66,246							
11/08	W 24-12	Kansas City	66,251							
11/15	L 17-20	at Oakland	51,527							
11/22	L 22-30	at Dallas	64,142							
11/29	W 20-18	Tennessee	59,048							
12/06	L 31-32	at NY Jets	72,200							
12/13	W 38-17	San Diego	62,690							
12/20	W 27-23	Indianapolis	58,703							
12/27	L 21-28	at Denver	74,057							

SCORING	TD	RU	PA	RT	PAT	FG	S	PTS
Peterson	0	0	0	0	41/41	19/24	0	98
Galloway	12	0	10	2	0	0	0	72
Watters	9	9	0	0	0	0	0	56
Pritchard	3	0	3	0	0	0	0	20
Springs	3	0	0	3	0	0	0	18
SEA	45	11	21	13	41/41	19/24	0	372
OPP	35	13	18	4	31/31	23/30	0	310

RUSHING	ATT	Yds	AVG	LG	TD
Watters	319	1239	3.9	39t	9
A. Green	35	209	6.0	64	1
Kitna	20	67	3.4	21	1
SEA	426	1626	3.8	64	11
OPP	487	1999	4.1	70	13

TEAM STATISTICS	SEA	OPP
TOTAL FIRST DOWNS	267	337
Rushing	92	111
Passing	144	197
Penalty	31	29
3rd Down: Made/Att	54/195	92/236
3rd Down Pct.	27.7	39.0
4th Down: Made/Att	6/17	8/20
4th Down Pct.	35.3	40.0
POSSESSION AVG.	27:05	32:55
TOTAL NET YARDS	4626	5689
Avg. Per Game	289.1	355.6
Total Plays	940	1137
Avg. Per Play	4.9	5.0
NET YARDS RUSHING	1626	1999
Avg. Per Game	101.6	124.9
Total Rushes	426	487
NET YARDS PASSING	3000	3690
Avg. Per Game	187.5	230.6
Sacked/Yards Lost	34/219	53/282
Gross Yards	3219	3972
Att./Completions	480/273	597/343
Completion Pct.	56.9	57.5
Had Intercepted	18	24
PUNTS/AVERAGE	81/44.1	78/43.6
Net Punting Avg.	81/36.5	78/36.0
PENALTIES/YARDS	117/914	130/1157
FUMBLES/LOST	30/16	34/18
TOUCHDOWNS	45	35
Rushing	11	13
Passing	21	18
Defensive	10	3
Returns	3	1
FIELD GOALS	19/24	23/30
TOTAL POINTS	372	310

RECEIVING	NO	Yds	AVG	LG	TD
Galloway	65	1047	16.1	81t	10
Pritchard	58	742	12.8	50t	3
Watters	52	373	7.2	24	0
Fauria	37	377	10.2	25	2
McKnight	21	346	16.5	59t	2
Blades	15	184	12.3	47	0
SEA	273	3219	11.8	81t	21
OPP	343	3972	11.6	80t	18

PUNTING	NO	Yds	AVG	NET	TB	I20LG	B
Feagles	81	3570	44.1	36.5	12	27	59
SEA	81	3570	44.1	36.5	12	27	50
OPP	78	3397	43.6	36.0	8	23	61

PUNT RETURNS	NO	FC	Yds	AVG	LG	TD
Galloway	25	5	251	10.0	74t	2
Joseph	15	5	182	12.1	66	0
SEA	41	10	428	10.4	74t	2
OPP	33	15	371	11.2	63t	1

INTERCEPTIONS	NO	Yds	AVG	LG	TD
Springs	7	142	20.3	56t	2
D. Smith	3	56	18.7	26t	2
D. Williams	3	41	13.7	28	0
Bellamy	3	40	13.3	24	0
W. Williams	2	36	18.0	28t	1
SEA	24	455	19.0	56t	8
OPP	18	220	12.2	74t	2

PASSING	ATT	CMP	Yds	CMP%	Yds/ATT	TD	TD%	INT	INT%	LG	SACKED	RATING
Moon	258	145	1632	56.2	6.33	11	4.3	8	3.1	45	22/140	76.6
Kitna	172	98	1177	57.0	6.84	7	4.1	8	4.7	70t	11/72	72.3
Friesz	49	29	409	59.2	8.35	2	4.1	2	4.1	81t	1/7	82.8
SEA	480	273	3219	56.9	6.71	21	4.4	18	3.8	81t	34/219	76.4
OPP	597	343	3972	57.5	6.65	18	3.0	24	4.0	80t	53/282	71.0

KICKOFF RETURNS	NO	YDS	AVG	LG	TD
Broussard	29	781	26.9	90t	1
A. Green	27	620	23.0	57	0
SEA	64	1510	23.6	90t	1
OPP	68	1311	19.3	35	0

FIELD GOALS	1-19	20-29	30-39	40-49	50+
Peterson	0/0	7/7	4/5	5/5	3/7
SEA	0/0	7/7	4/5	5/5	3/7
OPP	0/0	10/10	6/7	6/11	1/2

DEFENSIVE STATISTICS

PLAYER	T	S	A	SAC	PD	FF	FR
C. Brown	150	119	31	7.5	8	1	1
Bellamy	98	81	17	1.0	10	2	2
D. Williams	97	71	26	0.0	11	3	3
Springs	85	61	14	0.0	23	1	1
D. Smith	80	59	21	5.0	5	2	2

RECORD (FINISH): 8-8 (3rd AFC West)

HEAD COACH: Dennis Erickson (31-33, .484)

ASSISTANTS: Pete Rodriguez (Ass. HC/Special Teams), Bob Bratkowski (Off. Coord.), Greg McMackin (Def. Coord.), Tommy Brasher (Def. Line), Dave Brown (Def. Coach), Keith Gilbertson (TEs), Milt Jackson (WRs), Jim Johnson (LBs), Darren Krein (Asst. Strength & Cond.), Tim Lappano (RBs), Dana LeDuc (Strength & Cond.), Bill Meyers (Asst. Off. Line), Rich Olson (QBs), Willy Robinson (DBs), Gregg Smith (Off Line), Eric Yarber (Off. Quality Control)

CAPTAINS: QB Warren Moon, C Kevin Glover, DE Michael Sinclair, S Darryl Williams, ST Jay Bellamy,

MVP: LB Chad Brown

PROBOWL: LB Chad Brown (2), DE Michael Sinclair (3), CB Shawn Springs (1), Cortez Kennedy (7)

POS.	OFFENSE	STARTS
WR	Joey Galloway	16
LT	Walter Jones	16
LG	Pete Kendall	16
C	Kevin Glover	8
	Chris Gray	8
RG	Brian Habib	16
RT	Howard Ballard	16
TE	Christian Fauria	15
WR	Mike Pritchard	16
	Brian Blades	6
QB	Warren Moon	10
	Jon Kitna	5
	John Friesz	1
RB	Ricky Watters	16
FB	Mack Strong	6
	DEFENSE	
LE	Michael Sinclair	16
LT	Sam Adams	11
RT	Cortez Kennedy	15
RE	Phillip Daniels	15
OLB	Chad Brown	16
MLB	Dean Wells	7
	*DeShone Myles	7
OLB	Darrin Smith	10
	* Anthony Simmons	4
LCB	Shawn Springs	16
RCB	Willie Williams	14
SS	Jay Bellamy	16
FS	Darryl Williams	16
	SPECIAL TEAMS	
K	Todd Peterson	16
P	Jeff Feagles	16

* Rookie or first-year player

AFC

EASTERN	W	L	T	PCT.	PTS.	OPP.
NY Jets	12	4	0	.750	416	266
Miami*	10	6	0	.625	321	265
Buffalo*	10	6	0	.625	400	333
New England*	9	7	0	.563	337	329
Indianapolis	3	13	0	.188	310	444

CENTRAL	W	L	T	PCT.	PTS.	OPP.
Jacksonville	11	5	0	.688	392	338
Tennessee	8	8	0	.500	330	320
Pittsburgh	7	9	0	.438	263	303
Baltimore	6	10	0	.375	269	335
Cincinnati	3	13	0	.188	268	452

WESTERN	W	L	T	PCT.	PTS.	OPP.
Denver	14	2	0	.875	501	309
Oakland	8	8	0	.500	325	378
Seattle	8	8	0	.500	372	310
Kansas City	7	9	0	.438	327	363
San Diego	5	11	0	.313	241	342

NFC

EASTERN	W	L	T	PCT.	PTS.	OPP.
Dallas	10	6	0	.625	381	275
Arizona*	9	7	0	.563	325	378
NY Giants	8	8	0	.500	287	309
Washington	6	10	0	.375	319	421
Philadelphia	3	13	0	.188	161	344

CENTRAL	W	L	T	PCT.	PTS.	OPP.
Minnesota	15	1	0	.938	556	296
Green Bay*	11	5	0	.688	408	319
Tampa Bay	8	8	0	.500	314	295
Detroit	5	11	0	.313	306	378
Chicago	4	12	0	.250	276	368

WESTERN	W	L	T	PCT.	PTS.	OPP.
Atlanta	14	2	0	.875	442	289
San Francisco*	12	4	0	.750	479	328
New Orleans	6	10	0	.375	305	359
Carolina	4	12	0	.250	336	413
St. Louis	4	12	0	.250	285	378

1999 REVIEW (9-7; 0-1 PLAYOFFS)

DATE	W/L	SCORE	OPPONENTS	ATT	SCORING	TD	RU	PA	Rt	PAT	FG	S Pts
09/12	L	20-28	Detroit	66,238	Peterson					32/32	34/40	0 134
09/19	W	14-13	at Chicago	66,944	Mayes	10	0	10	0			0 60
09/26	W	29-10	at Pittsburgh	57,881	Watters	7	5	2	0			0 42
10/03	W	22-21	Oakland	66,400	Dawkins	7	0	7	0			0 42
10/17	L	10-13	at San Diego	59,432	Pritchard	2	0	2	0			0 12
10/24	W	26-16	Buffalo	66,301	SEA	34	5	25	4	32/32	34/40	0 338
11/01	W	27-7	at Green Bay	59,869	OPP	30	9	19	2	26/27	20/38	1 298
11/07	W	37-20	Cincinnati	66,303								
11/14	W	20-17	Denver	66,314								
11/21	W	31-19	at Kansas City	78,714	RUSHING	ATT	Yds	AVG	LG	TD		
11/28	L	3-16	Tampa Bay	66,314	Watters	325	1210	3.7	45	5		
12/05	L	21-30	at Oakland	44,716	Green	26	120	4.6	21	0		
12/12	L	16-19	San Diego	66,318	Kitna	35	56	1.6	10	0		
12/19	L	30-36	at Denver (OT)	65,987	R. Brown	14	38	2.7	0	0		
12/26	W	23-14	Kansas City	66,332	SEA	408	1408	3.5	45	5		
01/02	L	9-19	at New York	78,154	OPP	484	1934	4.0	71	9		

POSTSEASON

01/09	L	17-20	Miami	66,170								
			(AFC Wild Card Playoff)									

TEAM STATISTICS

	SEA	OPP
TOTAL FIRST DOWNS	276	313
Rushing	65	107
Passing	179	183
Penalty	32	23
3rd Down: Made/Att	68/210	89/239
3rd Down Pct.	32.4	37.2
4th Down: Made/Att	2/8	8/18
4th Down Pct.	25.0	44.4
POSSESSION AVG.	27:48	32:12
TOTAL NET YARDS	4805	5426
Avg. Per Game	300.3	339.1
Total Plays	971	1104
Avg. Per Play	4.9	4.9
NET YARDS RUSHING	1408	1934
Avg. Per Game	88.0	120.9
Total Rushes	408	484
NET YARDS PASSING	3397	3492
Avg. Per Game	212.3	218.3
Sacked/Yards Lost	38/232	38/252
Gross Yards	3629	3744
Att./Completions	525/288	582/320
Completion Pct.	54.9	55.0
Had Intercepted	16	30
PUNTS/AVERAGE	84/40.8	81/42.0
Net Punting Avg.	84/35.2	81/34.3
PENALTIES/YARDS	98/883	128/985
FUMBLES/LOST	31/17	17/6
TOUCHDOWNS	34	30
Rushing	5	9
Passing	25	19
Defensive	3	1
Returns	1	1
FIELD GOALS	19/24	23/30
TOTAL POINTS	372	310

By	Quarters	1	2	3	4	OT	Tot
SEA		86	104	70	78	0	338
Opp		53	109	59	71	6	298

	ATT	Yds	AVG	LG	TD
Watters	325	1210	3.7	45	5
Green	26	120	4.6	21	0
Kitna	35	56	1.6	10	0
R. Brown	14	38	2.7	0	0
SEA	408	1408	3.5	45	5
OPP	484	1934	4.0	71	9

	No	Yds	AVG	NETTB	I20LG	B
Mayes	65	829	13.4	54t	10	
Dawkins	58	992	17.1	45t	7	
Watters	40	387	9.7	25	2	
Fauria	35	376	10.7	25	0	
R. Brown	34	228	6.7	26	1	
Pritchard	26	375	14.4	51	2	
Galloway	22	335	15.2	48	1	
Mili	5	28	5.6	8	1	
Bownes	4	68	17.0	49t	1	
SEA	273	3219	11.8	81t	21	
OPP	343	3972	11.6	80t	18	

	No	FC	Yds	AVG	LG	TD
PUNTING						
Feagles	84	3425	40.8	35.2	5	34 59 0
SEA	84	3425	40.8	35.2	5	34 59 0
OPP	81	3398	42.0	34.3	10	23 68 0

	No	Yds	AVG	LG	TD
PUNT RETURNS					
Rogers	22	18	318	14.5	94t 1
SEA	30	24	419	14.0	94t 1
OPP	36	18	370	10.3	81t 1

	No	Yds	AVG	LG	TD
INTERCEPTIONS					
Springs	5	77	15.4	42	0
W. Williams	5	43	8.6	40t	1
D. Williams	4	41	10.3	21	0
Bellamy	4	4	1.0	7	0
Joseph	3	82	27.3	40	0
Hanks	2	30	15.0	23t	1
SEA	*30	336	11.2	42	2
OPP	16	210	13.1	43	0

	No	Yds	AVG	LG	TD
KICKOFF RETURNS					
Green	36	818	22.7	54	0
Rogers	18	465	25.8	49	0
SEA	68	1547	22.8	61	0
OPP	81	1500	18.5	39	0

PASSING	ATT	COMP	YDS	COMP%	YDS/ATT	TD	TD%	INT	INT%	LG	SACKED	RATING
Kitna	495	270	3346	54.5	6.76	23	4.6	16	3.2	51	32/198	77.7
Foley	30	18	283	60.0	9.43	2	6.7	0	0.0	49t	6/34	113.6
SEA	525	288	3629	54.9	6.91	25	4.8	16	3.0	51	38/232	79.8
OPP	582	320	3744	55.0	6.43	19	3.3	30	5.2	76t	38/252	64.1

FIELD GOALS 1-19 20-29 30-39 40-49 50+

Peterson	1/1	10/10	8/11	14/16	1/2
SEA	1/1	10/10	8/11	14/16	1/2
OPP	1/1	9/9	8/8	9/12	3/8

DEFENSIVE STATISTICS

PLAYER	T	S	A	SAC	PD	FF	FR
C. Brown	117	87	30	5.5	6	2	1
Bellamy	96	85	11	0.0	8	0	0
D. Smith	90	65	25	1.0	3	0	0
Simmons	90	55	35	0.0	2	0	0
D. Williams	78	63	15	0.0	11	0	1
Springs	74	64	10	0.0	15	0	1
Kennedy	73	61	12	6.5	15	0	1
W. Williams	72	66	6	0.0	16	0	0
Daniels	45	38	7	9.0	2	1	0

RECORD (FINISH): 9-7 (1st AFC West)

HEAD COACH: Mike Holmgren (9-7, .563)

ASSISTANTS: Mike Sherman (Offensive Coordinator/Tight Ends), Larry Brooks (Defensive Line), Jerry Colquitt (Off. Quality Control), Nolan Cromwell (Wide Receivers), Ken Flajole (Defensive Backs), Kent Johnston (Strength & Cond.), Jim Lind (Linebackers), Clayton Lopez (Def. Quality Control), Tom Lovat (Asst. Head Coach/Offensive Line), Stump Mitchell (Running Backs), Dick Roach (Def. Assistant), Pete Rodriguez (Special Teams), Mike Sheppard (Quarterbacks), Rod Springer (Asst. Strength & Cond.), Bob Zeman (Def. Assistant)

CAPTAINS: Game-to-Game

MVP: LB Chad Brown

PRO BOWL: LB Chad Brown (3), T Walter Jones (1),

DT Cortez Kennedy (8)

POS.	OFFENSE	STARTS
WR	Sean Dawkins	13
LT	Walter Jones	16
LG	Pete Kendall	16
C	Kevin Glover	6
	Chris Gray	10
RG	Brian Habib	16
RT	Grant Williams	15
TE	Christian Fauria	15
WR	Derrick Mayes	15
QB	Jon Kitna	15
RB	Ricky Watters	16
FB	Reggie Brown	8

DEFENSE

LE	Michael Sinclair	15
LT	Sam Adams	13
RT	Cortez Kennedy	16
RE	Phillip Daniels	16
OLB	Chad Brown	15
MLB	Anthony Simmons	16
OLB	Darrin Smith	14
LCB	Shawn Springs	16
RCB	Willie Williams	14
SS	Darryl Williams	12
FS	Jay Bellamy	16
SPECIAL TEAMS		
K	Todd Peterson	16
P	Jeff Feagles	16

* Rookie or first-year player

AFC

EASTERN	W	L	T	PCT.	PTS.	OPP.
Indianapolis	13	3	0	.813	423	333
*Buffalo	11	5	0	.688	320	229
*Miami	9	7	0	.563	326	336
NY Jets	8	8	0	.500	308	309
New England	8	8	0	.500	299	284

CENTRAL	W	L	T	PCT.	PTS.	OPP.
Jacksonville	14	2	0	.875	396	217
*Tennessee	13	3	0	.813	392	324
Baltimore	8	8	0	.500	324	277
Pittsburgh	6	10	0	.375	317	320
Cincinnati	4	12	0	.250	283	460
Cleveland	2	14	0	.125	217	437

WESTERN	W	L	T	PCT.	PTS.	OPP.
Seattle	9	7	0	.563	338	298
Kansas City	9	7	0	.563	390	322
San Diego	8	8	0	.500	269	316
Oakland	8	8	0	.500	390	329
Denver	6	10	0	.375	314	318

NFC

EASTERN	W	L	T	PCT.	PTS.	OPP.
Washington	10	6	0	.625	443	377
*Dallas	8	8	0	.500	352	276
NY Giants	7	9	0	.438	299	358
Arizona	6	10	0	.375	245	382
Philadelphia	5	11	0	.313	272	357

CENTRAL	W	L	T	PCT.	PTS.	OPP.
Tampa Bay	11	5	0	.688	270	235
*Minnesota	10	6	0	.625	399	335
*Detroit	8	8	0	.500	322	323
Green Bay	8	8	0	.500	357	341
Chicago	6	10	0	.375	272	341

WESTERN	W	L	T	PCT.	PTS.	OPP.
St. Louis	13	3	0	.813	526	242
Carolina	8	8	0	.500	421	381
Atlanta	5	11	0	.313	285	380
San Francisco	4	12	0	.250	295	453
New Orleans	3	13	0	.188	260	434

2000 REVIEW (6-10)

DATE	W/L	SCORE	OPPONENTS	ATT	SCORING TD	RU	PA	Rt	PAT	FG	S Pts
09/03	L	0-23	at Miami	72,949	Lindell				25/25	15/17	0 70
09/10	L	34-37	St. Louis	64,869	Watters	9	7	2 0			0 54
09/17	W	20-10	New Orleans	59,513	Jackson	6	0	6 0			0 36
09/24	W	20-12	at San Diego	47,233	Dawkins	5	0	5 0			0 30
10/02	L	17-24	at Kansas City	82,893	Heppner™	0	0	0 0	8/8	6/9	0 26
10/08	L	3-26	at Carolina	72,192	SEA	37	10	21 6	33/33	21/26	1 320
10/15	L	24-37	Indianapolis	63,593	OPP	46	20	23 3	45/45	28/33	0 405
10/22	L	3-31	at Oakland	57,490							
10/29	L	19-24	Kansas City	62,141	RUSHING	ATT	Yds	AVG	LG	TD	
11/05	W	17-15	San Diego	59,884	Watters	278	1242	4.5	55	7	
11/12	W	28-21	at Jacksonville	68,063	Alexander	64	313	4.9	50	2	
11/26	L	31-38	Denver	68,661	Kitna	48	127	2.6	13	1	
12/03	W	30-10	at Atlanta	44,680	Huard	5	29	5.8	10	0	
12/10	L	24-31	at Denver	75,218	SEA	403	1720	4.3	55	10	
12/16	W	27-24	Oakland	68,681	OPP	503	2454	4.9	80t	20	
12/23	L	23-42	Buffalo	61,025							

TEAM STATISTICS	SEA	OPP
TOTAL FIRST DOWNS	281	331
Rushing	98	126
Passing	168	185
Penalty	15	20
3rd Down: Made/Att	83/205	89/201
3rd Down Pct.	40.5	44.3
4th Down: Made/Att	7/14	1/7
4th Down Pct.	50.0	14.3
POSSESSION AVG.	27:31	32:29
TOTAL NET YARDS	4680	6391
Avg. Per Game	292.5	399.4
Total Plays	956	1019
Avg. Per Play	4.9	6.3
NET YARDS RUSHING	1720	2454
Avg. Per Game	107.5	153.4
Total Rushes	403	503
NET YARDS PASSING	2960	3937
Avg. Per Game	185.0	246.1
Sacked/Yards Lost	46/238	27/152
Gross Yards	3198	4089
Att./Completions	507/308	489/309
Completion Pct.	60.7	63.2
Had Intercepted	21	17
PUNTS/AVERAGE	75/39.5	62/41.5
Net Punting Avg.	75/36.9	62/33.3
PENALTIES/YARDS	89/728	96/694
FUMBLES/LOST	35/17	28/12
TOUCHDOWNS	37	46
Rushing	10	20
Passing	21	23
Defensive	5	3
Returns	1	0
FIELD GOALS	21/26	28/33
TOTAL POINTS	320	405

By Quarters	1	2	3	4	OT	Tot
SEA	70	100	59	91	0	320
Opp	96	140	71	98	0	405

RUSHING	ATT	Yds	AVG	LG	TD
Watters	278	1242	4.5	55	7
Alexander	64	313	4.9	50	2
Kitna	48	127	2.6	13	1
Huard	5	29	5.8	10	0
SEA	403	1720	4.3	55	10
OPP	503	2454	4.9	80t	20

RECEIVING	No	Yds	AVG	LG	TD
Dawkins	63	731	11.6	40	5
Watters	63	613	9.7	59	2
Jackson	53	713	13.5	71	6
Mayes	29	264	9.1	40	1
Mili	28	288	10.3	34	3
Fauria	28	237	8.5	16	2
Strong	23	141	6.1	24	1
J. Williams	8	99	12.4	18	0
Bailey	6	62	10.3	22	1
Alexander	5	41	8.2	18	0
SEA	308	3198	10.4	71	21
OPP	309	4089	13.2	73	23

PUNTING	No	Yds	AVG	NET/TB	I20	LG	B
Feagles	74	2960	40.0	36.9	2	24	57 1
SEA	75	2960	39.5	36.9	2	24	57 1
OPP	62	2571	41.5	33.3	6	21	69 0

PUNT RETURNS	No	FC	Yds	AVG	LG	TD
Rogers	26	12	363	14.0	43	0
SEA	30	14	384	12.8	43	0
OPP	32	18	151	4.7	22	0

INTERCEPTIONS	No	Yds	AVG	LG	TD
Bellamy	4	132	33.0	84t	1
W. Williams	4	74	18.5	69t	1
Simmons	2	15	7.5	8	0
Springs	2	8	4.0	8	0
Koonce	1	27	27.0	27t	1
SEA	17	300	17.6	84t	3
OPP	21	191	9.1	79t	2

KICKOFF RETURNS	No	Yds	AVG	LG	TD
Rogers	66	1629	24.7	81t	1
SEA	80	1932	24.2	81t	1
OPP	64	1236	19.3	39	0

FIELD GOALS	1-19	20-29	30-39	40-49	50+
Lindell	0/0	4/5	1/1	7/8	3/3
Heppner™	1/1	2/2	1/3	2/2	0/1
SEA	1/1	6/7	2/4	9/10	3/4
OPP	1/1	11/12	7/9	9/9	0/2

PASSING	ATT	CMP	YDS	CMP%	YDS/ATT	TD	TD%	INT	INT%	LG	SACKED	RATING
Kitna	418	259	2658	62.0	6.36	18	4.3	19	4.5	71	33/168	75.6
Huard	87	49	540	56.3	6.21	3	3.4	2	2.3	45	13/72	76.8
SEA	507	308	3198	60.7	6.31	21	4.1	21	4.1	71	46/238	75.5
OPP	489	309	4089	63.2	8.36	23	4.7	17	3.5	73	27/152	90.8

DEFENSIVE STATISTICS

PLAYER	T	S	A	SAC	PD	FF	FR
Simmons	147	119	28	4.0	2	2	0
Koonce	97	73	24	1.5	5	0	1
C. Brown	94	71	23	6.0	3	2	3
Bellamy	87	69	18	2.0	8	2	0
Springs	85	72	13	0.0	14	1	0
W. Williams	60	51	9	1.0	11	1	1
Joseph	58	45	13	0.0	4	0	0
Kennedy	50	32	18	1.0	9	0	0
King	48	42	6	6.0	3	0	0

RECORD (FINISH): 6-10 (4th AFC West)

HEAD COACH: Mike Holmgren (15-17, .469)

ASSISTANTS: Gil Haskell (Offensive Coordinator), Steve Sidwell (Defensive Coordinator), Larry Brooks (DL), Jerry Colquitt (Off. Quality Control), Nolan Cromwell (Wide Receivers), Ken Flajole (Linebackers), Johnny Holland (Asst. Special Teams/Strength & Cond.), Kent Johnston (Strength & Cond.), Jim Lind (Tight Ends), Clayton Lopez (Def. Quality Control), Tom Lovat (Asst. Head Coach/Offensive Line), Stump Mitchell (Running Backs), Dick Roach (Defensive Backs), Pete Rodriguez (Special Teams), Mike Sheppard (Quarterbacks), Rod Springer (Asst. Strength & Cond.)

CAPTAINS: Game-to-Game

LARGENT AWARD: RB Ricky Watters

PRO BOWL: None

Pos.	OFFENSE	STARTS
WR	Sean Dawkins	16
LT	Walter Jones	16
LG	Pete Kendall	16
C	Chris Gray	16
RG	Floyd Wedderburn	16
RT	Chris McIntosh	10
TE	Christian Fauria	10
WR	Darrell Jackson*	10
	Derrick Mayes	8
QB	Jon Kitna	12
	Brock Huard	4
RB	Ricky Watters	16
FB	Mack Strong	12

DEFENSE

LE	Michael Sinclair	16
LT	Riddick Parker	16
RT	Cortez Kennedy	16
RE	Lamar King	16
OLB	Chad Brown	16
MLB	George Koonce	16
OLB	Anthony Simmons	16
LCB	Shawn Springs	16
RCB	Willie Williams	15
SS	Kerry Joseph	10
	Reggie Tongue	6
FS	Jay Bellamy	16

SPECIAL TEAMS

K	Rian Lindell*	12
P	Jeff Feagles	16

* Rookie or first-year player

AFC

EASTERN	W	L	T	PCT.	PTS.	OPP.
*Miami	11	5	0	.588	323	226
*Indianapolis	10	6	0	.625	429	326
NY Jets	9	7	0	.563	321	321
Buffalo	8	8	0	.500	315	350
New England	5	11	0	.312	276	338

CENTRAL	W	L	T	PCT.	PTS.	OPP.
*Tennessee	13	3	0	.812	346	191
*Baltimore	12	4	0	.750	333	165
Pittsburgh	9	7	0	.563	321	255
Jacksonville	7	9	0	.438	367	327
Cincinnati	4	12	0	.250	185	359
Cleveland	3	13	0	.188	161	419

WESTERN	W	L	T	PCT.	PTS.	OPP.
*Oakland	12	4	0	.750	479	299
*Denver	11	5	0	.688	485	369
Kansas City	7	9	0	.438	355	354
Seattle	6	10	0	.375	320	405
San Diego	1	15	0	.062	269	440

NFC

EASTERN	W	L	T	PCT.	PTS.	OPP.
*NY Giants	12	4	0	.750	328	246
*Philadelphia	11	5	0	.688	351	245
Washington	8	8	0	.500	281	269
Dallas	5	11	0	.312	294	361
Arizona	3	13	0	.188	210	443

CENTRAL	W	L	T	PCT.	PTS.	OPP.
*Minnesota	11	5	0	.688	397	371
*Tampa Bay	10	6	0	.625	388	269
Green Bay	9	7	0	.562	353	323
Detroit	9	7	0	.562	307	307
Chicago	5	11	0	.312	216	355

WESTERN	W	L	T	PCT.	PTS.	OPP.
*New Orleans	10	6	0	.625	354	305
*St. Louis	10	6	0	.625	540	471
Carolina	7	9	0	.438	310	310
San Francisco	6	10	0	.375	388	422
Atlanta	4	12	0	.250	252	413

2001 REVIEW (9-7)

DATE	W/L	SCORE	OPPONENTS	ATT	SCORING	TD	RU	PA	Rt	PAT	FG	SPTS
09/09	W	9-6	at Cleveland	72,318	Alexander	16	14	2	0			96
09/23	L	3-27	Philadelphia	62,826	Lindell					33/33	20/32	0 93
09/30	L	14-38	at Oakland	54,629	Jackson	8	0	8	0			0 48
10/07	W	24-15	Jacksonville	54,524	Mili	2	0	2	0			0 12
10/14	W	34-21	Denver	61,837	8 w/ one	8	1	3	4			0 48
10/28	L	20-24	Miami	59,108	SEA	34	15	15	4	33/33	20/32	1301
11/04	L	14-27	at Washington	82,352	OPP	34	9	20	5	31/31	29/36	0324
11/11	W	34-27	Oakland	67,231								
11/18	W	23-20	at Buffalo	60,836	RUSHING	ATT	Yds	AVG	LG	TD		
11/25	L	7-19	at Kansas City	77,357	Alexander	309	1318	4.3	88t	14		
12/02	W	13-10	San Diego (OT)	55,466	Watters	72	318	4.4	40	1		
12/09	L	7-20	at Denver	74,524	Hasselbeck	40	141	3.5	17	0		
12/16	W	29-3	Dallas	63,366	Strong	17	55	3.2	12	0		
12/23	L	24-27	at NY Giants	78,119	Graham	12	43	3.6	19	0		
12/30	W	25-22	at San Diego	51,412	SEA	469	1936	4.1	88t	15		
01/06	W	21-18	Kansas City	58,460	OPP	427	1721	4.0	57	9		

TEAM STATISTICS	SEA	OPP
TOTAL FIRST DOWNS	274	300
Rushing	107	91
Passing	141	186
Penalty	26	23
3rd Down: Made/Att	77/213	92/223
3rd Down Pct.	36.2	41.3
4th Down: Made/Att	8/17	6/11
4th Down Pct.	47.1	54.5
POSSESSION AVG.	29:51	30:09
TOTAL NET YARDS	4772	5206
Avg. Per Game	298.3	325.4
Total Plays	980	1028
Avg. Per Play	4.9	5.1
NET YARDS RUSHING	1936	1721
Avg. Per Game	121.0	107.6
Total Rushes	469	427
NET YARDS PASSING	2836	3485
Avg. Per Game	177.3	217.8
Sacked/Yards Lost	49/328	38/248
Gross Yards	3164	3733
Att./Completions	462/258	563/339
Completion Pct.	55.8	60.2
Had Intercepted	12	14
PUNTS/AVERAGE	86/43.4	76/42.3
Net Punting Avg.	86/36.4	76/36.1
PENALTIES/YARDS	66/579	101/805
FUMBLES/LOST	24/9	28/13
TOUCHDOWNS	34	34
Rushing	15	9
Passing	15	20
Defensive	4	3
Returns	0	2
FIELD GOALS	20/32	29/36
TOTAL POINTS	301	324

BY QUARTERS	1	2	3	4	OT	TOT
SEA	64	107	75	52	3	301
Opp	53	123	74	74	0	324

RECEIVING	NO	Yds	AVG	LG	TD
Jackson	70	1081	15.4	64	8
Alexander	44	343	7.8	28t	2
Robinson	39	536	13.7	42	1
Engram	29	400	13.8	31	0
Fauria	21	18	9.0	30	1
Strong	17	141	8.3	35	0
J. Williams	12	212	17.7	49	1
SEA	258	3164	12.3	64	15
OPP	339	3733	11.0	65	20

PUNTING	NO	Yds	AVG	NETTB	I20LG	B
Feagles	85	3730	43.9	36.4	7 26	68 1
SEA	86	3730	43.4	36.4	7 26	68 1
OPP	76	3212	42.3	36.1	6 25	64 1

PUNT RET	NO	FC	Yds	AVG	LG	TD
Rogers	25	10	244	9.8	34	0
SEA	33	14	352	10.7	34	0
OPP	43	11	462	10.7	86t	1

INT	NO	Yds	AVG	LG	TD
W. Williams	4	24	6.0	24	0
Tongue	3	67	22.3	55t	1
Charlton	2	43	21.5	38t	1
Robertson	2	30	15.0	25	0
Kacyvenski	1	22	22.0	22	0
Lucas	1	0	0.0	0	0
Springs	1	0	0.0	0	0
SEA	14	186	13.3	55t	2
OPP	12	36	3.0	10	0

KICKOFF RETURNS	NO	Yds	AVG	LG	TD
Rogers	50	1120	22.4	64	0
SEA	72	1496	20.8	64	0
OPP	64	1273	19.9	90t	1

FIELD GOALS	1-19	20-29	30-39	40-49	50+
Lindell	0/0	7/8	4/5	6/14	3/5
SEA	0/0	7/8	4/5	6/14	3/5
OPP	0/0	12/12	7/8	9/12	1/4

PASSING	ATT	CMP	YDS	CMP%YDS/ATT	TD	TD%	INT	INT%	LG	SACKED	RATING
Hasselbeck	321	176	2023	54.8	6.30	7	2.2	8	2.5	64	38/251 70.9
Dilfer	122	73	1014	59.8	8.31	7	5.7	4	3.3	54	10/72 92.0
Huard	17	9	127	52.9	7.47	1	5.9	0	0.0	44	1/5 96.9
Feagles	2	0	0	0.0	0.00	0	0.0	0	0.0	0	0/0 39.6
SEA	462	258	3164	55.8	6.85	15	3.2	12	2.6	64	49/328 77.2
OPP	563	339	3733	60.2	6.63	20	3.6	14	2.5	65	38/248 81.4

DEFENSIVE STATISTICS

PLAYER	T	S	A	SAC	INT	PD	FF	FR
Simmons	123	103	20	2.0	0	7	1	0
C. Brown	106	80	26	8.5	0	7	2	1
Kirkland	101	80	21	1.0	0	4	1	0
Tongue	72	53	19	1.0	3	7	1	1
W. Williams	68	57	11	0.0	4	16	1	1
Robertson	63	48	15	0.0	2	3	0	0
Eaton	55	42	13	1.0	0	2	1	0

RECORD (FINISH): 9-7 (2nd AFC West)

HEAD COACH: Mike Holmgren (24-24, .500)

ASSISTANTS: Gil Haskell (Offensive Coordinator), Steve Sidwell (Defensive Coordinator), Larry Brooks (DL), Jerry Colquitt (Off. Quality Control), Nolan Cromwell (Wide Receivers), Ken Flajole (Linebackers), Johnny Holland (Asst. Special Teams/Stength & Cond.), Kent Johnston (Strength & Cond.), Jim Lind (Tight Ends), Clayton Lopez (Def. Quality Control/Def. Backs), Tom Lovat (Asst. Head Coach/Offensive Line), Mark Michaels (Asst. Special Teams), Stump Mitchell (Running Backs), Pete Rodriguez (Special Teams), Rod Springer (Asst. Strength & Cond.), Jim Zorn (Quarterbacks)

CAPTAINS: Chad Brown, Matt Hasselbeck, Levon Kirkland, Marcus Robertson, Robbie Tobeck, Ricky Watters

LARGENT AWARD: FB Mack Strong

PRO BOWL: Walter Jones, John Randle

POS.	OFFENSE	STARTS
WR	Koren Robinson*	13
LT	Walter Jones	16
LG	Steve Hutchinson	16
C	Robbie Tobeck	16
RG	Chris Gray	16
RT	Todd Weiner	13
TE	Christian Fauria	11
	Itula Mili	5
WR	Darrell Jackson	16
	Bobby Engram	4
QB	Matt Hasselbeck	12
	Trent Dilfer	4
RB	Shaun Alexander	12
	Ricky Watters	4
FB	Mack Strong	13
DEFENSE		
LE	Michael Sinclair	16
LT	Chad Eaton	16
RT	John Randle	14
RE	Lamar King	8
	John Hilliard	8
OLB	Chad Brown	16
MLB	Levon Kirkland	16
OLB	Anthony Simmons	16
LCB	Shawn Springs	7
	Ken Lucas	8
RCB	Willie Williams	14
SS	Reggie Tongue	16
FS	Marcus Robertson	12
SPECIAL TEAMS		
K	Rian Lindell	16
P	Jeff Feagles	16

* Rookie or first-year player

AFC

EASTERN	W	L	T	PCT.	PTS.	OPP.
*New England	11	5	0	.688	371	272
*Miami	11	5	0	.688	344	290
*NY Jets	10	6	0	.625	308	295
Indianapolis	6	10	0	.375	413	486
Buffalo	3	13	0	.188	265	420

CENTRAL	W	L	T	PCT.	PTS.	OPP.
*Pittsburgh	13	3	0	.812	352	212
*Baltimore	10	6	0	.600	303	265
Cleveland	7	9	0	.438	285	319
Tennessee	7	9	0	.438	336	388
Cincinnati	6	10	0	.375	294	286
Jacksonville	6	10	0	.375	226	309

WESTERN	W	L	T	PCT.	PTS.	OPP.
*Oakland	10	6	0	.625	399	327
Seattle	9	7	0	.562	301	324
Denver	8	8	0	.500	340	339
Kansas City	6	10	0	.375	320	344
San Diego	5	11	0	.312	332	321

NFC

EASTERN	W	L	T	PCT.	PTS.	OPP.
*Philadelphia	11	5	0	.688	343	208
Washington	8	8	0	.500	256	303
Arizona	7	9	0	.438	294	321
NY Giants	7	9	0	.438	295	343
Dallas	5	11	0	.312	246	338

CENTRAL	W	L	T	PCT.	PTS.	OPP.
*Chicago	13	3	0	.812	338	203
*Green Bay	12	4	0	.750	390	266
*Tampa Bay	9	7	0	.563	324	280
Minnesota	5	11	0	.312	290	390
Detroit	2	14	0	.125	270	424

WESTERN	W	L	T	PCT.	PTS.	OPP.
*St. Louis	14	2	0	.875	503	273
*San Francisco	12	4	0	.750	409	282
New Orleans	7	9	0	.438	333	409
Atlanta	7	9	0	.438	291	377
Carolina	1	15	0	.062	253	410

COACHES ALL-TIME ROSTER

<u>NAME</u>	<u>RESPONSIBILITY</u>	<u>YEARS</u>	<u>COLLEGE</u>
Arnold, Dave	Special Teams	1995-97	Drake
Becker, John	Off. Coord./WRs	1989-91	Cal State-Northridge
Boghosian, Sam	Off. Coord./OL	1976-77	UCLA
Brasher, Tommy	Defensive Line	1992-98	Arkansas
Bratkowski, Bob	Wide Receivers	1992-94	Washington State
	Offensive Coord./WRs	1995-97	
	Offensive Coordinator	1998	
Brooks, Larry	Defensive Line	1999-	Virginia State
Brown, Dave	Defensive Coach	1992-98	Michigan
Catlin, Tom	Asst. Head Coach/LBs/Def. Coord.	1983-91	Oklahoma
	Assistant Head Coach/Defense	1992	
	Assistant Head Coach	1993	
	Quality Control	1994-95	
Christensen, Jack	Defensive Backs	1978-82	Colorado State
Colquitt, Jerry	Offensive Quality Control	1999-	Tennessee
Cromwell, Nolan	Wide Receivers	1999-	Kansas
Dyer, George	Defensive Line	1983-91	Cal-Santa Barbara
Erickson, Dennis	Head Coach	1995-98	Montana State
Flajole, Ken	Defensive Backs	1999, 2001-	Pacific Lutheran
	Linebackers	2000	
Flores, Tom	Head Coach	1992-94	Pacific
Gilbertson, Keith	Defensive Assistant	1996	Cent. Washington
	Tight Ends	1997-98	
	Running Backs	1983-91	
Harris, Chick	Offensive Coordinator	2000-	Northern Arizona
Haskell, Gil	Defensive Backs	1983-88	San Francisco State
Hawkins, Ralph	Asst. Special Teams & Strength	2000	Maryland
Holland, Johnny	Linebackers	2001-	Texas A&M
	Defensive Coordinator/DBs	1976-77	
Hollway, Bob	Offensive Line	1992	Michigan
Houck, Hudson	Wide Receivers	1998	Southern California
Jackson, Milt	Offensive Assistant	1995-96	Tulsa
James, Ned	Defensive Assistant	1997	New Mexico
	Linebackers	1998	
Johnson, Jim	Strength & Conditioning	1999-	Missouri
Johnston, Kent	Offensive Coordinator/QBs	1992-94	Stephen F. Austin
Kennan, Larry	Head Coach	1983-91	LaVerne
Knox, Chuck	Assistant Strength & Cond.	1997-98	Juniata
Krein, Darren		2001-	Miami
	Running Backs	1998	
Lappano, Tim	Defensive Line	1982	Idaho
Lauterbur, Frank	Strength & Conditioning	1995-98	Mt. Union
LeDuc, Dana	Defensive Line	1976-77	Texas
Leggett, Earl	Linebackers	1999	Louisiana State
Lind, Jim	Tight Ends	2000-	Bemidji (Minn.) State
Lopez, Clayton	Defensive Quality Control	1999-2001	Nevada
	Defensive Asst./Secondary	2002-	
Lovat, Tom	Offensive Line	1999-	Utah
MacDonald, Andy	Running Backs	1976-82	Central Michigan
Matsumoto, Arnie	Staff Assistant	1989-95	Lewis and Clark
McCormack, Mike	Head Coach	1982	Kansas
McMackin, Greg	Defensive Coordinator	1995-98	So. Oregon State
Meyer, Ken	Quarterbacks	1983-91	Denison
Meyers, Bill	Assistant Offensive Line	1998	Stanford
Michaels, Mark	Asst. Special Teams	2001-	Connecticut
Mitchell, Stump	Running Backs	1999-	Citadel
Moore, Steve	Wide Receivers	1983-85	Cal-Santa Barbara
	Offensive Coordinator/WRs	1986-88	
Mora, Jim	Defensive Line	1978-81	Occidental
Moyer, Paul	Special Assignments	1990-91	Arizona State
	DBs/Asst. Special Teams	1992-94	
Mudd, Howard	Offensive Line	1978-82	Hillsdale
		1993-97	
Murphy, Mike	Linebackers	1995-97	Huron
Olson, Rich	Quarterbacks	1995-98	Washington State

<u>NAME</u>	<u>RESPONSIBILITY</u>	<u>YEARS</u>	<u>COLLEGE</u>
Patera, Jack	Head Coach	1976-82	Oregon
Peccatiello, Larry	Linebackers	1976-77	William and Mary
Perry, Rod	Defensive Coordinator/LBs	1978-80	
Prochaska, Ray	Defensive Backs	1989-91	Colorado
Purnell, Russ	Offensive Coordinator/OL	1983-85	Nebraska
	Special Assignments	1986	Whittier
	TEs/Asst. Special Teams	1987-91	
	TEs/Special Teams	1992-94	
Raines, Frank	Strength & Conditioning	1990-94	George Mason
Rhyme, Jerry	QB/WRs/TEs	1976-77	Tulsa
	Offensive Coord./QB/WRs/TEs	1978-79	
	Offensive Coord./QB/WRs	1979-82	
Roach, Dick	Defensive Assistant	2000-2000	Black Hills State
Robinson, Willy	Defensive Backs	1995-98	Fresno State
Rodriguez, Pete	Asst. Head Coach/Special Teams	1998	Western St. (Colorado)
	Special Teams Coordinator	1999-	
	Running Backs	1992-97	Houston
Shelmon, Clarence	Quarterbacks	1999-2000	California Lutheran
Sheppard, Mike	Offensive Coordinator	1999	Central Connecticut State
Sherman, Mike	Defensive Coordinator	1999	Albion College (Michigan)
Shurmur, Fritz	Defensive Coordinator	2000-	Colorado
Sidwell, Steve	Defensive Coord./LBs	1981-82	Mississippi
Simpson, Jackie	Assistant Head Coach/TEs	1995-96	Idaho
Smith, Gregg	Asst. Head Coach/Offensive Line	1997	
	Offensive Line	1998	
Springer, Rod	Assistant Strength & Cond.	1999-	Tarleton State
Stephenson, Kent	Offensive Line	1985-91	Northern Iowa
Tillman, Rusty	Special Teams	1979-82	Northern Arizona
	Special Teams/TEs	1983-86	
	Special Teams/LBs	1987-91	
	Defensive Coordinator./LBs	1992-94	
	Special Assignments	1982-91	Towson State
Vitt, Joe	Offensive Quality Control	1998	Idaho
Yarber, Eric	Offensive Assistant	1997	Cal Poly-Pomona
Zorn, Jim	Quarterbacks Coach	2001	

ALL-TIME ROSTER

A

<u>PLAYER</u>	<u>POSITION</u>	<u>YEARS</u>	<u>GP</u>	<u>GS</u>	<u>COLLEGE</u>
Abramowitz, Sid	T	1984	4	0	Tulsa
Adams, Sam	DT-DE	1994-99	89	66	Texas A&M
Adams, Theo	T	1992	10	0	Hawaii
Adkins, Sam	QB	1977-82	10	0	Wichita State
Agee, Tommie	FB	1988	16	0	Auburn
Ahrens, Dave	LB	1990	10	3	Wisconsin
Aiu, Charlie	G	1978	1	0	Hawaii
Alexander, Shaun	RB	2000-	32	13	Alabama
Allen, Harvey	S	1987	2	2	Nevada-Las Vegas
Allert, Ty	LB	1990	1	0	Texas
Allred, Brian	CB	1993-94	4	0	Sacramento State
Alvarez, Wilson	K	1981	4	0	S.E. Louisiana
Anderson, Eddie	S	1986	5	0	Fort Valley State
Anderson, Fredell	DE	1980-82	22	6	Prairie View
Andrews, Ricky	LB	1990	15	0	Washington
Andrews, Tom	C-G	1987	2	2	Louisville
Atkins, James	T-G	1994-97	49	37	S.W. Louisiana
August, Steve	T	1977-84	97	90	Tulsa

B

Bachman, Ted	CB	1976	5	0	New Mexico State
Baham, Curtis	CB	1987	3	0	Tulane
Bailey, Edwin	G-T	1981-91	139	120	South Carolina State
Bailey, Karsten	WR	1999-2000	11	0	Auburn
Ballard, Howard	T	1994-98	74	74	Alabama A&M
Bannister, Alex	WR	2001	16	0	Eastern Kentucky
Barbay, Roland	NT	1987	5	0	Louisiana State
Barber, Michael	LB	1995-97	21	9	Clemson
Barisich, Carl	DE	1976	14	7	Princeton

Barr, Robert	T	1996	*0	0	Rutgers
Bates, Michael	WR	1993-94	31	1	Arizona
Beamon, Austry	S	1977-79	45	39	East Texas State
Bebout, Nick	T	1976-79	56	55	Wyoming
Beebe, Frank	G	1996-2000	46	8	Panhandle State
Beeson, Terry	LB	1977-81	77	67	Kansas
Bell, Coleman	TE	1996	*0	0	Miami
Bell, Marcus	LB	2000-	29	0	Arizona
Bell, Mark	TE-DE	1979-80, 82	41	2	Colorado State
Bellamy, Jay	S	1994-2000	98	55	Rutgers
Bengen, Brant	WR	1987	3	0	Idaho
Benjamin, Tony	FB	1977-79	28	1	Duke
Berry, Ray	LB	1993	8	2	Baylor
Berti, Tony	G-T	1998	*0	0	Colorado
Bickett, Duane	LB	1994-95	22	1	Southern California
Bitterlich, Don	K	1976	3	0	Temple
Blackmon, Harold	CB	2001	2	0	Northwestern
Blackmon, Robert	S	1990-96	106	96	Baylor
Blackshear, Jeff	G	1993-95	47	21	Northeast Louisiana
Blackwood, Lyle	S	1976	11	0	Texas Christian
Blades, Bennie	S	1997	10	9	Miami
Blades, Brian	WR	1988-98	156	122	Miami
Bloedorn, Greg	G	1997-99	12	0	Cornell
Blue, Anthony	CB	1987	3	0	Nevada-Las Vegas
Bolcar, Ned	LB	1990	5	0	Notre Dame
Bolton, Andrew	RB	1976	5	2	Fisk
Borchardt, Jon	G-T	1985-87	42	4	Montana State
Bosworth, Brian	LB	1987-89	24	24	Oklahoma
Bouyer, Willie	WR	1989-90	1	0	Michigan State
Bowman, Barry	P	1987	1	0	Louisiana Tech
Bownes, Fabien	WR	1999-	47	0	Western Illinois
Boyd, Dennis	DE-DT-T	1977-79, 81-82	59	27	Oregon State
Boyd, Jerome	LB	1983	5	0	Oregon State
Bradley, Ed	LB	1976	14	14	Wake Forest
Brandon, David	LB	1993-94	20	0	Memphis State
Brilz, Darrick	G-C	1989-93	78	44	Oregon State
Brinson, Larry	RB	1980	8	0	Florida
Brock, Lou	CB	1988	1	0	Southern California
Broussard, Steve	RB	1995-98	58	2	Washington State
Brown, Arnold	CB	1987	2	0	No. Carolina Central
Brown, Chad	LB	1997-	78	78	Colorado
Brown, Dave	S-CB	1976-86	159	159	Michigan
Brown, Joe	DT	2001	2	0	Ohio State
Brown, Reggie	FB	1996-2000	62	10	Fresno State
Brown, Theotis	RB	1981-83	22	7	UCLA
Brown, Tony	CB	1994-95	29	5	Fresno State
Brown, Travis	QB	2000	1	0	Northern Arizona
Bryant, Beno	RB	1994	2	0	Washington
Bryant, Cullen	FB	1983-84	19	5	Colorado
Bryant, Jeff	DE-DT	1982-93	175	167	Clemson
Bullard, Louis	T	1978-80	36	15	Jackson State
Burnham, Tim	T	1987-88	3	3	Washington
Burse, Tony	FB	1987	12	0	Middle Tennessee St.
Bush, Blair	C	1983-88	82	78	Washington
Butler, Chuck	LB	1984	8	0	Boise State
Butler, Hillary	LB	1998	7	0	Washington
Butler, Keith	LB	1978-87	146	132	Memphis State
Butler, Ray	WR	1985-88	41	8	Southern California

C

Cain, Joe	LB	1989-92, 97	68	13	Oregon Tech
Caldwell, Tony	LB	1987	1	1	Washington
Campbell, Jack	T	1982	1	0	Utah
Canty, Chris	CB	1999-2000	26	2	Kansas State
Carr, Roger	WR	1982	9	2	Louisiana Tech
Castor, Chris	WR	1983-84	23	0	Duke
Chadwick, Jeff	WR	1989-91	39	0	Grand Valley State
Charlton, Ike	CB	2000-	31	1	Virginia Tech
Childs, Jason	G	1993	*0	0	North Dakota
Clancy, Sam	DE	1983	13	0	Pittsburgh
Clark, Bernard	LB	1991	2	0	Miami
Clark, Greg	LB	1992	12	0	Arizona State
Clark, Louis	WR	1987-92	55	15	Mississippi State
Clarke, Ken	NT	1988	16	1	Syracuse
Clunc, Don	WR	1976	9	1	Penn
Cochran, Antonio	DT	1999-	36	2	Georgia
Coder, Ron	G	1976-77, 79	43	19	Penn State
Coffield, Randy	LB	1976	13	0	Florida State

Coleman, Andre	WR	1997	2	0
Collins, Greg	LB	1976	13	0
Collins, Mark	S	1998	9	0
Colquitt, Jimmy	P	1985	2	0
Comeaux, Darren	LB	1988-91	50	39
Cook, Kerwin	WR	2001	*0	0
Cooke, Bill	DE-DT	1978-80	34	3
Corley, Chris	TE	1987	1	0
Cortes, Julio	LB	1987	3	3
Cotton, Marcus	LB	1991	3	0
Covington, Tony	S	1995	11	0
Cowlings, Al	DE	1976	1	0
Crawford, Rufus	RB	1978	16	0
Croel, Mike	DE	1998	11	0
Cronan, Peter	LB	1977-79, 81	50	3
Crumpler, Carlester	TE	1994-98	69	31
Cryder, Bob	T	1984-86	32	25
Cunningham, Ed	C	1996	11	3
Cunningham, T.J.	S	1996	9	0
Curtis, Mike	LB	1976	14	14

D

Daniels, David	WR	1991-92	29	1
Daniels, Phillip	DE	1996-99	60	41
Darby, Alvis	TE	1976	1	0
Darce, Jean-Philippe	LS	2000-	32	0
Davis, Anthony	LB	1993	10	0
Davis, Brian	CB	1991-92	29	2
Davis, Fred	CB	1987	1	1
Davis, Harlan	CB	1991	0	0
Davis, Tyree	WR	1997	14	1
Dawkins, Sean	WR	1999-2000	32	29
Dean, Vernon	S	1988	16	0
Dee, Donnie	TE	1989	3	3
Demarie, John	G	1976	9	8
DeVita, Rob	LB	1987	1	0
Dilfer, Trent	QB	2001	6	4
Dion, Terry	DE	1980	9	2
Dixon, Zachary	RB	1983-84	26	2
Dodge, Dedrick	S	1991-92	25	0
Donaldson, Ray	C	1993-94	32	32
Donnelly, Rick	P	1990-91	19	0
Doormink, Dan	FB-RB	1979-85	92	44
Dorning, Dale	DE	1987	3	3
Dorris, Andy	DE	1977	4	1
Dove, Wes	DE	1987	2	0
Duckett, Forey	S	1994	2	0
Dufek, Don	S	1976-77, 79-84	95	6
Dugan, Bill	G	1981-83	40	5

E

Easley, Kenny	S	1981-87	89	87
East, Ron	DT	1977	14	14
Eaton, Chad	DT	2001	16	16
Edmonds, Bobby Joe	RB	1986-88	42	0
Edmunds, Ferrell	TE	1993-94	23	23
Edwards, Antonio	DE	1993-97	51	24
Edwards, Randy	DE-NT	1984-87	52	4
Engram, Bobby	WR	2001	15	4
Eisenhooth, John	NT	1987	1	0
Eisenhooth, Stan	C	1987-88	13	0
Eller, Carl	DE	1979	16	8
Eloms, Joey	CB	1998-99	6	0
Engles, Rick	P	1976-77	15	0
Essink, Ron	T	1980-85	83	70
Evans, Heath	FB	2001	16	0
Evans, Norm	T	1976-78	38	25
Evans, Russell	WR	1987	1	0

F

Fairbanks, Don	DE	1987	3	3
Fanning, Mike	DE	1984	16	0
Farrell, Sean	G	1992	6	0
Fauria, Christian	TE	1995-2001	103	72
Feagles, Jeff	P	1998-	64	0
Feasel, Grant	C	1987-93	91	51

Kansas State
Notre Dame
Cal State Fullerton
Tennessee
Arizona State
Tulane
Massachusetts
South Carolina
Miami
Southern California
Virginia
Southern California
Virginia State
Nebraska
Boston College
East Carolina
Alabama
Washington
Colorado
Duke

Penn State
Georgia
Florida
McGill (Canada)
Utah
Nebraska
Western Carolina
Tennessee
Central Arkansas
California
San Diego State
Tulsa
Louisiana State
Illinois Benedictine
Fresno State
Oregon
Temple
Florida State
Georgia
Wyoming
Washington State
Oregon
New Mexico State
Syracuse
Nevada
Michigan
Penn State

UCLA
Montana State
Washington State
Arkansas
Maryland
Valdosta State
Alabama
Penn State
Lock Haven
Towson State
Minnesota
Indiana
Tulsa
Grand Valley State
Auburn
Texas Christian
N.E. Missouri State

Fenner, Derrick	RB	1989-91	32	23	North Carolina
Ferguson, Duke	WR	1977-79	33	8	San Diego State
Fields, Scott	LB	1999	2	0	Southern California
Fifer, Bill	T	1979	*0	0	West Texas State
Finzer, Dave	P	1985	12	0	DePauw
Flones, Brian	LB	1981-82	13	0	Washington State
Foley, Glenn	QB	1999	2	1	Boston College
Frank, Malcolm	CB	1992	15	0	Baylor
Franklin, Byron	WR	1985-87	33	1	Auburn
Franklin, Jethro	DE	1989	7	1	Fresno State
French, Rufus	TE	1999-2000	*0	0	Mississippi
Frier, Mike	DT	1994	2	0	Appalachian State
Friesz, John	QB	1995-98	21	11	Idaho
Fuller, Curtis	S	2001	10	1	Texas Christian
Fuller, Randy	CB	1999	2	0	Tennessee State

G

Gaines, Greg	LB	1981, 83-88	88	43	Tennessee
Galloway, Joey	WR	1995-99	71	67	Ohio State
Gamache, Vince	P	1986	16	0	Cal State-Fullerton
Garcia, Frank	P	1981	1	0	Arizona
Geddes, Ken	LB	1976-78	36	25	Nebraska
Gelbaugh, Stan	QB	1992-96	13	9	Maryland
Gilbert, Gale	QB	1985-86	25	2	California
Glasgow, Nesby	S	1988-92	77	30	Washington
Glaze, Charles	CB	1987	3	2	South Carolina State
Glover, Kevin	C	1998-99	14	14	Maryland
Godfrey, Chris	G	1988	9	2	Michigan
Graff, Neil	QB	1976	*0	0	Wisconsin
Graham, David	DE-NT	1982, 1987	6	2	Morehouse
Graham, Derrick	G	1996-97	25	25	Appalachian State
Graham, Jay	RB	2001	11	0	Tennessee
Graham, Jeff	QB	1993-94	*0	0	Long Beach State
Grant, Will	C	1986	7	6	Kentucky
Gray, Carlton	CB	1993-96	53	45	UCLA
Gray, Chris	G/C	1998-	63	50	Auburn
Gray, Oscar	FB	1996-97	9	0	Arkansas
Green, Ahman	RB	1998-99	30	0	Nebraska
Green, Boyce	RB	1987	2	2	Carson-Newman
Green, Jacob	DE	1980-91	178	176	Texas A&M
Green, Jessie	WR	1979-80	23	0	Tulsa
Green, Paul	TE	1992-94	35	23	Southern California
Green, Sammy	LB	1976-79	60	44	Florida
Green, Tony	KR	1979	11	0	Florida
Greene, Andrew	G	1998	4	0	Indiana
Greene, Danny	WR	1985	4	0	Washington
Gregory, Bill	DE-DT	1978-80	47	43	Wisconsin
Griffith, Russell	P	1987	2	0	Weber State

H

Habib, Brian	G	1998-99	32	32	Washington
Hackett, Dino	LB	1993	3	0	Appalachian State
Hagen, Mike	FB	1987	2	1	Montana
Hagler, Scott	K	1987	2	0	South Carolina
Hanks, Merton	S	1999	12	2	Iowa
Hanousek, Matt	T-G	1987	3	3	Utah State
Hansen, Don	LB	1976	2	0	Illinois
Hardy, Andre	FB	1985	3	1	St. Mary's
Hardy, Darryl	LB	1997	2	0	Tennessee
Hardy, Robert	DT	1979-82	54	53	Jackson State
Harmon, Kevin	RB	1988-89	9	0	Iowa
Harper, Dwayne	CB	1988-93	94	76	South Carolina State
Harris, Corey	CB	1995-96	32	32	Vanderbilt
Harris, Elroy	RB	1989	14	0	Eastern Kentucky
Harris, Franco	FB	1984	8	6	Penn State
Harris, John	S	1978-85	119	112	Arizona State
Harris, Richard	DE-DT	1976-77	28	24	Grambling
Harris, Ronnie	WR	1994-98	44	0	Oregon
Harrison, Martin	DE	1997	8	0	Washington
Hart, Roy	NT	1988-89	16	1	South Carolina
Hasselbeck, Matt	QB	2001	13	12	Boston College
Hauck, Tim	S	1997	16	0	Montana
Hayes, Eric	DT	1990-91	21	3	Florida State
Heck, Andy	T-G	1989-93	77	70	Notre Dame
Heller, Ron	TE	1990, 1992	32	16	Oregon State
Heppner, Kris	K	2000	4	0	Montana
Hernandez, Matt	T	1983	8	1	Purdue

Herrera, Efrén	K	1978-81	60	0	UCLA
Hicks, Mark	LB	1983	10	0	Arizona State
Hill, James	TE	2000	10	0	Abilene Christian
Hilliard, John	DE	2000-	21	8	Mississippi State
Hines, Andre	T	1980	9	0	Stanford
Hire, Doug	C	1987	3	1	Linfield
Hitchcock, Bill	T-G	1991-94	51	39	Purdue
Hoaglin, Fred	C	1976	13	7	Pittsburgh
Hobbs, Daryl	WR	1997	10	0	Pacific
Hollie, Doug	DE	1987-88	5	0	Southern Methodist
Hollis, David	CB-S	1987-89	27	0	Nevada-Las Vegas
Howard, Ron	TE	1976-78	42	36	Seattle
Huard, Brock	QB	1999-2001	6	4	Washington
Hudson, Gordon	TE	1986	16	4	Brigham Young
Huff, Orlando	LB	2001	12	0	Fresno State
Hughes, David	FB	1981-85	69	27	Boise State
Hughes, Van D	T	1987	1	1	Southwest Texas State
Hunter, Al	RB-FB	1977-80	53	5	Notre Dame
Hunter, John	G	1992	5	3	Brigham Young
Hunter, Patrick	CB	1986-94	120	99	Nevada-Reno
Hutchinson, Steve	G	2001	16	16	Michigan
Hyde, Glenn	C	1986	3	0	Pittsburgh

I

Innocent, Dou	WR	1996	4	0	Mississippi
Irvin, Darrell	DE	1983	16	0	Oklahoma
Ivory, Horace	RB	1981-82	12	0	Oklahoma

J

Jackson, Darrell	WR	2000-	32	26	Florida
Jackson, Harold	WR	1983	15	6	Jackson State
Jackson, Joe	LB	1987	3	0	San Francisco State
Jackson, Michael	LB	1979-86	105	78	Washington
Jackson, Terry	CB	1984-85	32	0	San Diego State
James, Tora	LB	1998	#0	0	North Carolina A&T
Jefferson, James	CB	1989-93	58	3	Texas A&I
Jenkins, Marcus	G	2000	*0	0	Central Florida
Jenkins, Melvin	CB	1987-90	60	20	Cincinnati
Jodat, Jim	FB	1980-81	28	18	Carthage
Johns, Paul	WR	1981-84	40	18	Tulsa
Johnson, Dustin	FB	1999	1	0	Brigham Young
Johnson, Gregory	CB	1981-83, 86	56	3	Oklahoma State
Johnson, Johnnie	S	1989	3	1	Texas
Johnson, M.L.	LB	1987-89	37	9	Hawaii
Johnson, Norm	K	1982-90	134	0	UCLA
Johnson, Tracy	FB	1992-95	63	15	Clemson
Jolley, Gordon	G-T	1976-77	26	15	Utah
Jones, Ernie	CB	1976	9	3	Miami
Jones, Horace	DE	1977	1	0	Louisville
Jones, James	FB	1989-92	50	7	Florida
Jones, Mike	LB	1977	12	0	Jackson State
Jones, Mike	TE	1992	4	1	Texas A&M
Jones, Rod	TE	1989	4	0	Washington
Jones, Selwyn	CB	1995-96	31	1	Colorado State
Jones, Walter	T	1997-	76	76	Florida State
Jordan, Charles	WR	1999	4	1	Long Beach City
Joseph, Kerry	S	1998-2000, 2001	56	14	McNeese State
Joyce, Matt	G	1995	16	13	Richmond
Juma, Kevin	WR	1987	3	2	Idaho
Junior, E.J.	LB	1992-93	9	0	Alabama
Junkin, Trey	TE	1990-95	92	2	Louisiana Tech
Justin, Kerry	CB	1978-83, 86-87	105	35	Oregon State

K

Kacyvenski, Isaiah	LB	2000-	32	0	Harvard
Kaiser, John	LB	1984-86	48	0	Arizona
Kane, Tommy	WR	1988-92	46	26	Syracuse
Kasay, John	K	1991-94	64	0	Georgia
Kauahi, Kani	C	1982-86	60	5	Hawaii
Kaumever, Thom	S	1989-90	8	0	Oregon
Keel, Mark	TE	1987	3	3	Arizona
Keim, Mike	T	1992-95	27	0	Brigham Young
Kelly, Maurice	S	2000-	24	3	East Tennessee St.
Kemp, Jeff	QB	1987-91	55	7	Dartmouth
Kendall, Pete	G	1996-2000	76	75	Boston College
Kennedy, Cortez	DT	1990-2000	167	153	Miami

King, Lamar	DE	1999-	37	22
Kinlaw, Reggie	NT	1985-86	30	5
Kirkland, Levon	LB	2001	16	16
Kitna, Jon	QB	1997-2000	29	33
Koonce, George	LB	2000	16	16
Kraayeveld, Dave	DE-DT	1978	12	0
Krieg, Dave	QB	1980-91	129	116
Kuehn, Art	C-G	1976-82	98	33
Kyle, Jason	LB	1995-98	48	0

L

LaBounty, Matt	DE	1996-2000, 2001	65	9
Lambert, Dion	S	1994-95	1	1
Lane, Eric	FB-RB	1981-87	97	12
Largent, Steve	WR	1976-89	200	197
Laughton, Jim	TE	1986	6	0
Lavine, Paul	LB	1987	3	1
Le Bel, Harper	TE	1989	16	0
Lee, Ronnie	T	1990-92	34	21
Lewis, Will	CB	1980-81	26	0
Leypoldt, John	K	1976-78	25	0
Lincoln, Jeremy	CB	1997	12	3
Lindell, Rian	K	2000-	28	0
Lindley, David	QB	1987	*0	0
Logan, James	LB	1995-2000	63	4
Long, Doug	WR	1977-78	16	0
Loville, Derek	RB	1990-91	27	1
Lucas, Ken	CB	2001	16	8
Lurtsema, Bob	DE-DT	1976-77	27	25
Lynch, Tom	G	1977-80	60	48
Lytle, Matt	QB	2000	1	0

M

McAlister, Ken	S	1982-83	11	0
McCloughan, Dave	CB-S	1993-94	28	12
McCrary, Michael	DE	1993-96	58	13
McCullum, Sam	WR	1976-81	91	78
McCutcheon, Lawrence	FB	1980	8	1
McDaniel, Terry	CB	1998	9	0
McElroy, Vann	S	1990	10	0
McEndoo, Jason	C	1998	1	0
McGrath, Mark	WR	1981	6	0
McGwire, Dan	QB	1991-94	12	5
McIntosh, Chris	T	2000-	24	13
McKenzie, Reggie	G	1983-84	24	22
McKinnis, Hugh	FB	1976	11	5
McKnight, James	WR	1994-98	60	7
McMakin, John	TE	1976	12	1
McMillan, Eddie	CB	1976-77	28	28
McMillian, Henry	DE	1995-96	4	0
McNeal, Travis	TE	1989-91	48	24
McShane, Charles	LB	1977-79	29	0
McVeigh, John	LB	1987	3	3
Mack, Kim	S	1987	1	0
Mangiero, Dino	NT	1984	15	0
Marinano, Ed	FB	1977	2	0
Martin, Amos	LB	1977	2	0
Martin, Kelvin	WR	1993-94	32	29
Mathison, Bruce	QB	1987	3	2
Mattes, Ron	T	1986-90	75	59
Matthews, Al	S	1976	14	14
Mawae, Kevin	C-G	1994-97	62	59
Maxwell, Vernon	LB	1989	9	7
May, Deems	TE	1997-99	47	0
Mayes, Derrick	WR	1999-2000	28	23
Mayes, Rueben	RB	1992-93	17	0
Merriman, Sam	LB	1983-87	71	1
Metzelaars, Pete	TE	1982-84	34	13
Mili, Itula	TE	1998-	55	13
Millard, Bryan	G-T	1984-91	121	99
Millard, Keith	DT	1992	2	0
Miller, Darrin	LB	1988-89	32	0
Miller, Donald	LB	1990	7	0
Miller, Terry	RB	1981	1	0
Milne, Brian	FB	1999	10	0
Minor, Vic	S	1980-81	20	0
Miranda, Paul	CB	2000-	12	2

Saginaw Valley State
Oklahoma
Clemson
Central Washington
East Carolina
Milton
Milton
UCLA
Arizona

Oregon
UCLA
Brigham Young
Tulsa
San Diego State
Utah State
Colorado State
Baylor
Millersville State
No College
Tennessee
Washington State
Linfield
Memphis
Whitworth
Oregon
Mississippi
Western Michigan
Boston College
Pittsburgh

San Francisco
Colorado
Wake Forest
Montana State
Colorado State
Tennessee
Baylor
Washington State
Montana State
San Diego State
Wisconsin
Michigan
Arizona State
Liberty
Clemson
Florida State
Florida
Tenn.-Chattanooga
Cal Lutheran
Miami
Florida State
Rutgers
Cornell
Louisville
Boston College
Nebraska
Virginia
Texas A&I
Louisiana State
Arizona State
North Carolina
Notre Dame
Washington State
Idaho
Wabash
BYU
Texas
Washington State
Tennessee
Idaho State
Oklahoma State
Penn State
Northeast Louisiana
Central Florida

Mirer, Rick	QB	1993-96	55	51	Notre Dame
Mitz, Alonzo	DE	1986-89	40	7	Florida
Montgomery, Glenn	DT	1996	7	1	Houston
Moody, Michael	T	1994	*0	0	Southern California
Moon, Warren	QB	1997-98	25	24	Washington
Moore, Alvin	RB	1987	1	0	Arizona State
Moore, Jeff	RB	1979-81	32	3	Jackson State
Moore, Mark	S	1987	5	0	Oklahoma State
Morris, Michael	LS	1990	4	0	N.E. Missouri State
Morris, Randall	RB	1984-88	61	2	Tennessee
Morton, Michael	RB	1987	2	0	Nevada-Las Vegas
Moss, Winston	LB	1995-97	46	46	Miami
Moyer, Paul	S	1983-89	98	30	Arizona State
Munson, Bill	QB	1976	6	0	Utah State
Murphy, Kevin	LB	1993	14	10	Oklahoma
Myer, Steve	QB	1976-79	13	4	New Mexico
Myles, DeShone	LB	1998-2000	16	7	Nevada

N

Nash, Joe	DT-NT	1982-96	218	169	Boston College
Nelson, Ralph	RB	1976	7	3	No College
Newbill, Richard	LB	1990-92	10	0	Miami
Newton, Bob	G	1976-81	82	66	Nebraska
Niehaus, Steve	DE-DT	1976-78	36	20	Notre Dame
Norman, Dennis	T	2001	*0	0	Princeton
Norman, Joe	LB	1979-81, 83	50	10	Indiana
Norman, Todd	G	1995	*0	0	Notre Dame

O

O'Brien, Mike	S	1979	3	0	California
O'Callaghan, John	TE	1987	1	0	San Diego State
Olds, Bill	FB	1976	1	1	Nebraska
Orns, Fred	LB	1987	2	0	Chapman College
Overhauser, Chad	G	2000	*0	0	UCLA

P

Packer, Walter	CB-KR	1977	10	0	Mississippi State
Pardridge, Curt	WR	1987	3	0	Northern Illinois
Parker, Riddick	DT	1997-2000	51	19	North Carolina
Parros, Rick	FB-RB	1985, 1987	5	1	Utah State
Peets, Brian	TE	1978-79	25	14	Pacific
Penchion, Bob	G	1976	13	13	Alcorn A&M
Perryman, Dean	C	1987	1	0	Washington
Peterson, Todd	K	1995-99	80	0	Georgia
Polowski, Larry	LB	1979	14	0	Boise State
Porter, Rufus	LB	1988-94	98	67	Southern
Powell, Alvin	G	1987-88	18	0	Winston-Salem State
Pratt, Robert	G	1982-85	52	52	North Carolina
Preece, Steve	S	1977	14	14	Oregon State
Priece, Ernie	DE	1978-79	16	15	Texas A&I
Pritchard, Mike	WR	1996-99	62	41	Colorado
Proehl, Ricky	WR	1995-96	24	7	Wake Forest

R

Raible, Steve	WR	1976-81	83	8	Georgia Tech
Ramsey, Greg	DE	1987	2	0	Fresno State
Randle, John	DT	2001	15	14	Texas A&I
Rayhle, Fred	TE	1977	2	0	Tenn-Chattanooga
Reece, Geoff	C	1977	5	0	Washington State
Rennaker, Terry	LB	1980	15	0	Stanford
Richards, Howard	T	1987	2	2	Missouri
Richardson, C.J.	S	1997	15	0	Miami
Richardson, Kyle	P	1997	2	0	Arkansas State
Ridgle, Elston	DE	1989	2	0	Nevada-Reno
Riley, Patrick	DT	1996	*0	0	Miami
Roberts, Ray	T	1992-95	57	46	Virginia
Robertson, Marcus	S	2001	12	12	Iowa State
Robinson, Eugene	S	1985-95	170	152	Colgate
Robinson, Koren	WR	2001	16	13	North Carolina State
Robinson, Rafael	S	1992-95	51	5	Wisconsin
Robinson, Shelton	LB	1982-85	56	35	North Carolina
Roche, Alden	DE	1977-78	21	12	Southern

Rodenhauer, Mark	LS	1999	8	0
Rodgers, Tyrone	DT	1992-94	37	0
Rodriguez, Ruben	P	1987-89	44	0
Rogers, Charlie	RB-KR	1999-2001	41	0
Romes, Charles	CB	1987	*0	0
Ross, Dan	TE	1985	10	5
Ross, Oliver	RB	1976	14	10
Rusk, Reggie	CB	1997-98	2	0

S

Sager, Ken	TE	1987	3	1
Saleaumua, Dan	DT	1997-98	27	15
Salisbury, Sean	QB	1986	0	0
Sandifer, Bill	DT	1977-78	16	15
Sanford, Rick	S	1985	5	0
Sawyer, John	TE	1977-78, 80-82	65	39
Scales, Dwight	WR	1984	4	0
Scholtz, Bruce	LB	1982-88	96	95
Schreiber, Adam	G	1984	6	0
Scoggins, Ron	T	1987	3	0
Seigler, Dexter	CB	1996-97	14	0
Sevy, Jeff	G-T	1979-80	19	5
Shaw, Bobby	WR	1998	1	0
Shaw, Rickie	T	1993	*0	0
Simmons, Anthony	LB	1998-	60	52
Simonson, Dave	T	1976	5	0
Simpson, Keith	CB-S	1978-85	108	70
Sims, David	FB-RB	1977-79	29	12
Sims, Jack	G	1987	3	2
Sinclair, Michael	DE	1991-2001	144	114
Singer, Curt	T	1986, 90-91	24	0
Skansi, Paul	WR	1984-91	100	2
Skow, Jim	DE	1991	11	1
Smith, Dallis	S	1987	3	3
Smith, Darrin	LB	1998-99	28	27
Smith, Lamar	RB	1994-97	43	4
Smith, Sherman	RB	1976-82	82	68
Smith, Steve	FB	1994-95	25	7
Snell, Donald	WR	1987	1	0
Spagnola, John	TE	1988	16	4
Speer, Del	S	1994	1	0
Springs, Shawn	CB	1997-	67	65
Spitulski, Bob	LB	1992-94	26	1
Stark, Chad	FB	1987	2	0
Stark, Rohn	P	1997	4	0
Stephens, Rod	LB	1989-94	75	34
Stewart, Russell	TE	2001	*0	0
Stokes, Eric	S	1997-98	11	0
Stouffler, Kelly	QB	1988-92	22	16
Stowe, Tyronne	LB	1995	6	6
Streater, Rahmaan	DE	2000	*0	0
Strong, Mack	FB	1994-	116	56
Strozier, Wilbur	TE	1987	12	3
Sutherland, Doug	DT	1981	16	6
Sweeney, Jim	C	1995	16	16

T

Taylor, Cordell	CB	1999	2	0
Taylor, Terry	CB	1984-88, 94	79	55
Teal, Jimmy	WR	1987-88	6	2
Terry, Joe	LB	1987	2	0
Terry, Tim	LB	2000-	22	0
Testerman, Don	FB	1976-78	44	26
Thomas, Doug	WR	1991-93	39	4
Thomas, Fred	CB	1996-99	45	5
Thomas, Garth	G	1987	1	1
Thomas, Ricky	S	1987	1	1
Thomas, Robb	WR	1992-95	62	3
Thomas, Rodell	LB	1981-82	19	1
Tice, Mike	TE	1981-88, 90-91	130	83
Tipton, Dave	DE	1976	12	12
Tipton, Rico	LB	1987	3	2
Tobeck, Robbie	C	2000-	20	16
Tofflemire, Joe	C	1989-94	33	16
Tongue, Reggie	S	2000-	32	22
Torretta, Gino	QB	1996-97	1	0
Treggs, Brian	WR	1992	2	0

Illinois State
Washington
Arizona
Georgia Tech
No. Carolina Central
Northeastern
Alabama A&M
Kentucky

Western Washington
Arizona State
Southern California
UCLA
South Carolina
Southern Mississippi
Grambling
Texas
Texas
Nevada-Las Vegas
Miami
California
California
North Carolina
Clemson
Minnesota
Memphis State
Georgia Tech
Hawaii
Eastern New Mexico
Tennessee
Washington
Nebraska
Valdosta State
Miami
Houston
Miami, Ohio
Penn State
Virginia Tech
Yale
Florida
Ohio State
Central Florida
North Dakota State
Florida State
Georgia Tech
Stanford
Nebraska
Colorado State
Rutgers
Richmond
Georgia
Georgia
Wisconsin-Superior
Pittsburgh

Hampton
Southern Illinois
Texas A&M
Cal State-Hayward
Temple
Clemson
Clemson
Tennessee-Martin
Washington
Alabama
Oregon State
Alabama State
Maryland
Stanford
Washington State
Washington State
Arizona
Oregon State
Miami
California

Tuatagaloa, Natu	DE	1992-93	30	15	California
Tuiasosopo, Manu	DT-DE-NT	1979-83	73	64	UCLA
Turner, Daryl	WR	1984-87	59	40	Michigan State
Turner, Kevin	LB	1981	8	0	Pacific
Tuten, Rick	P	1991-97	101	0	Florida State
Tyler, Robert	TE	1989	9	9	South Carolina State

U

Unverzagt, Eric	LB	1996-97	9	0	Wisconsin
-----------------	----	---------	---	---	-----------

V

Vaughn, Jon	RB	1993-94	26	2	Michigan
-------------	----	---------	----	---	----------

W

Wagner, Vince	K	1981	*0	0	Northwestern, Minn.
Waits, Alex	P	1991	3	0	Texas
Walker, Brian	S	1999	5	0	Washington State
Walker, Byron	WR	1982-86	58	3	Citadel
Walker, Tim	LB	1980	16	0	Savannah State
Walsh, Jim	FB	1980	4	0	San Jose State
Warner, Curt	RB	1983-89	93	92	Penn State
Warren, Chris	RB	1990-97	123	89	Ferrum
Warren, Terrence	WR	1993-94	16	0	Hampton University
Watson, Tim	DT	2000-01	*0	0	Rowan
Watters, Orlando	CB	1994	16	8	Arkansas
Watters, Ricky	RB	1998-2001	53	52	Notre Dame
Weaver, Herman	P	1977-80	61	0	Tulsa
Weber, Roger	G	1987	*0	0	Kent State
Webster, Cornell	CB	1977-80	52	33	Tulsa
Wedderburn, Floyd	T/G	1999-	32	16	Penn State
Weiner, Todd	T	1998-2001	48	20	Kansas State
Wells, Dean	LB	1993-98	84	50	Kentucky
Werner, Matt	DE	1994	*0	0	UCLA
West, Jeff	P	1981-85	58	0	Cincinnati
Wheat, Warren	G	1989-91	16	7	Brigham Young
White, Chris	S	1987	1	0	Tennessee
White, Jim	DE	1976	2	0	Colorado State
White, Mike	DT	1981-82	20	8	Albany State
Wiley, Charles	DT	1987	1	1	Nevada-Las Vegas
Williams, Brent	DE	1994-95	21	19	Toledo
Williams, Darryl	S	1996-99	61	60	Miami
Williams, Eugene	LB	1982-83	13	1	Tulsa
Williams, Grant	T	1996-99	56	23	Louisiana Tech
Williams, James	FB	1987	1	0	Fresno State
Williams, James	WR	2000-	16	2	Marshall
Williams, John	FB	1985	2	0	Wisconsin
Williams, John L.	FB	1986-93	123	115	Florida
Williams, Lester	NT	1987	2	0	Miami
Williams, Robert	CB	1999	1	0	North Carolina
Williams, Ronnie	TE	1996	13	3	Oklahoma State
Williams, Willie	CB	1997-	75	74	Western Carolina
Willis, Donald	G	1995	*0	0	North Carolina A&T
Willis, James	LB	1999	16	0	Auburn
Wilmer, Ray	S	1984	3	0	Louisiana Tech
Wilson, Mike	T	1986-89	60	60	Georgia
Wilson, Robert	WR	1997-99	18	0	Florida A&M
Wimmer, Gary	LB	1983	3	0	Stanford
Womack, Floyd	T	2001	5	0	Mississippi State
Woodard, Cedric	DT	2000-	16	0	Texas
Wooden, Terry	LB	1990-96	89	87	Syracuse
Woods, Larry	DT	1976	6	0	Tennessee State
Woods, Tony	LB-DE	1987-92	89	79	Pittsburgh
Woolsey, Rolly	CB	1976	14	11	Boise State
Wyman, David	LB	1987-92	61	56	Stanford

Y

Yarno, John	C	1977-82	74	62	Idaho
Young, Charle	TE	1983-85	45	43	Southern California
Young, Fredd	LB	1984-87	60	41	New Mexico State
Young, Renard	CB	1987	3	3	Nevada-Las Vegas

Z

Zorn, Jim	QB	1976-84	126	100	Cal Poly-Pomona
-----------	----	---------	-----	-----	-----------------

* on active roster, but did not play in a game

ALL-TIME NUMERICAL ROSTER

1

Hagler, Scott	K	1987	2	0	South Carolina
Herrera, Efen	K	1978-81	60	0	UCLA
Moon, Warren	QB	1997-98	25	24	Washington

2

Alvarez, Wilson	K	1981	4	0	S.E. Louisiana
Gamache, Vince	P	1986	16	0	Cal State-Fullerton
Peterson, Todd	K	1995-99	80	0	Georgia

3

Donnelly, Rick	P	1990-91	19	0	Wyoming
Heppner, Kris	K	2000	4	0	Montana
Leyboldt, John	K	1976-78	25	0	No College
Mirer, Rick	QB	1993-96	55	51	Notre Dame
Stark, Rohn	P	1997	4	0	Florida State
Treggs, Brian	WR	1992	2	0	California

4

Bitterlich, Don	K	1976	3	0	Temple
Dilfer, Trent	QB	2001-	6	4	Fresno State
Kasay, John	K	1991-94	64	0	Georgia

5

Brown, Travis	QB	2000	1	0	Northern Arizona
Colquitt, Jimmy	P	1985	2	0	Tennessee
Engles, Rick	P	1976-77	15	0	Tulsa
Richardson, Kyle	P	1997	2	0	Arkansas State
Rodriguez, Ruben	P	1987-89	44	0	Arizona
Waits, Alex	P	1991	3	0	Texas

6

Garcia, Frank	P	1981	1	0	Arizona
Griffith, Russell	P	1987	2	0	Weber State

7

Gilbert, Gale	QB	1985-86	25	2	California
Graham, Jeff	QB	1993-94	*0	0	Long Beach State
Kitna, Jon	QB	1997-2000	29	33	Central Washington

8

Gelbaugh, Stan	QB	1992-96	13	9	Maryland
Hasselbeck, Matt	QB	2001-	13	12	Boston College
Lytle, Matt	QB	2000	1	0	Pittsburgh
Salisbury, Sean	QB	1986	0	0	Southern California
West, Jeff	P	1981-85	58	0	Cincinnati

9

Johnson, Norm	K	1982-90	134	0	UCLA
Lindell, Rian	K	2000-	28	0	Washington State

10

Bowman, Barry	P	1987	1	0	Louisiana Tech
Feagles, Jeff	P	1998-	64	0	Miami
McGwire, Dan	QB	1991-94	12	5	San Diego State
Zorn, Jim	QB	1976-84	126	100	Cal Poly-Pomona

11					
Coleman, Andre	WR	1997	2	0	Kansas State
Huard, Brock	QB	1999-	6	4	Washington
Stouffer, Kelly	QB	1988-92	22	16	Colorado State

12					
Adkins, Sam	QB	1977-82	10	0	Wichita State

13					
Bengen, Brant	WR	1987	3	0	Idaho
Foley, Glenn	QB	1999	2	1	Boston College
Mathison, Bruce	QB	1987	3	2	Nebraska
Torretta, Gino	QB	1996-97	1	0	Miami

14					
Cook, Kerwin	WR	2001	*0	0	Tulane
Tuten, Rick	P	1991-97	101	0	Florida State

15					
Finzer, Dave	P	1985	12	0	DePauw
Graff, Neil	QB	1976	*0	0	Wisconsin
Kemp, Jeff	QB	1987-91	55	7	Dartmouth

16					
Glaze, Charles	CB	1987	3	2	South Carolina State
Myer, Steve	QB	1976-79	13	4	New Mexico

17					
Friesz, John	QB	1995-98	21	11	Idaho
Krieg, Dave	QB	1980-91	129	116	Milton

18					
Gelbaugh, Stan	QB	1992-96	13	9	Maryland
Hobbs, Daryl	WR	1997	10	0	Pacific
Lindley, David	QB	1987	*0	0	Linfield
Weaver, Herman	P	1977-80	61	0	Tulsa

19					
Bownes, Fabien	WR	1999-	47	0	Western Illinois
McKnight, James	WR	1994-98	60	7	Liberty
Munson, Bill	QB	1976	6	0	Utah State

20					
Bellamy, Jay	S	1994-2000	98	55	Rutgers
Brown, Arnold	CB	1987	2	0	No. Carolina Central
Jefferson, James	CB	1989-93	58	3	Texas A&I
Loville, Derek	RB	1990-91	27	1	Oregon
O'Brien, Mike	S	1979	3	0	California
Preece, Steve	S	1977	14	14	Oregon State
Rogers, Charlie	RB-KR	1999-2001	41	0	Georgia Tech
Taylor, Terry	CB	1984-88, 94	79	55	Southern Illinois

21					
Cunningham, T.J.	S	1996	9	0	Colorado
Fuller, Randy	CB	1999	2	0	Tennessee State
Lucas, Ken	CB	2001-	16	8	Mississippi
Minor, Vic	S	1980-81	20	0	Northeast Louisiana
Moyer, Paul	S	1983-89	98	30	Arizona State
Robinson, Rafael	S	1992-95	51	5	Wisconsin
Taylor, Cordell	CB	1999	2	0	Hampton
White, Chris	S	1987	1	0	Tennessee

22

Blue, Anthony	CB	1987	3	0	Nevada-Las Vegas
Brown, Dave	S-CB	1976-86	159	159	Michigan
Bryant, Beno	RB	1994	2	0	Washington
Glasgow, Nesby	S	1988-92	77	30	Washington
Miranda, Paul	CB	2000-	12	2	Central Florida
Thomas, Fred	CB	1996-99	45	5	Tennessee-Martin
Vaughn, Jon	RB	1993-94	26	2	Michigan

23

Charlton, Ike	CB	2000-	31	1	Virginia Tech
Duckett, Forey	S	1994	2	0	Nevada
Hunter, Patrick	CB	1986-94	120	99	Nevada-Reno
Kaumeyer, Thom	S	1989-90	8	0	Oregon
Seigler, Dexter	CB	1996-97	14	0	Miami
Williams, Robert	CB	1999	1	0	North Carolina

24

Hunter, Al	RB-FB	1977-80	53	5	Notre Dame
Jackson, Terry	CB	1984-85	32	0	San Diego State
Jenkins, Melvin	CB	1987-90	60	20	Cincinnati
Jones, Selwyn	CB	1995-96	31	1	Colorado State
Springs, Shawn	CB	1997-	67	65	Ohio State
Taylor, Terry	CB	1984-88, 94	79	55	Southern Illinois

25

Blackmon, Robert	S	1990-96	106	96	Baylor
Collins, Mark	S	1998	9	0	Cal State Fullerton
Dufek, Don	S	1976-77, 79-84	95	6	Michigan
Hollis, David	CB-S	1987-89	27	0	Nevada-Las Vegas
Sanford, Rick	S	1985	5	0	South Carolina
Smith, Dallis	S	1987	3	3	Valdosta State
Smith, Lamar	RB	1994-97	43	4	Houston
Tongue, Reggie	S	2000-	32	22	Oregon State
Walker, Brian	S	1999	5	0	Washington State

26

Canty, Chris	CB	1999-2000	26	2	Kansas State
Gray, Carlton	CB	1993-96	53	45	UCLA
Hauck, Tim	S	1997	16	0	Montana
Jefferson, James	CB	1989-93	58	3	Texas A&I
Justin, Kerry	CB	1978-83, 86-87	105	35	Oregon State

27

Beamon, Autry	S	1977-79	45	39	East Texas State
Covington, Tony	S	1995	11	0	Virginia
Hunter, Patrick	CB	1986-94	120	99	Nevada-Reno
Johnson, Gregory	CB	1981-83, 86	56	3	Oklahoma State
Johnson, Johnnie	S	1989	3	1	Texas
Romes, Charles	CB	1987	*0	0	No. Carolina Central
Williams, James	FB	1987	1	0	Fresno State
Williams, Willie	CB	1997-	75	74	Western Carolina

28

Blackmon, Harold	CB	2001-	2	0	Northwestern
Blackwood, Lyle	S	1976	11	0	Texas Christian
Innocent, Dou	WR	1996	4	0	Mississippi
Joseph, Kerry	S	1998-2000, 2001	56	14	McNeese State
Speer, Del	S	1994	1	0	Florida
Warner, Curt	RB	1983-89	93	92	Penn State

29

Brown, Tony	CB	1994-95	29	5	Fresno State
Fuller, Curtis	S	2001	10	1	Texas Christian
Harper, Dwayne	CB	1988-93	94	76	South Carolina State
Jackson, Harold	WR	1983	15	6	Jackson State
Matthews, Al	S	1976	14	14	Texas A&I
Parros, Rick	FB-RB	1985, 1987	5	1	Utah State
Richardson, C.J.	S	1997	15	0	Miami

30

Brown, Theotis	RB	1981-83	22	7	UCLA
Edmonds, Bobby Joe	RB	1986-88	42	0	Arkansas
Green, Ahman	RB	1998-99	30	0	Nebraska
Green, Boyce	RB	1987	2	2	Carson-Newman
Harris, Corey	CB	1995-96	32	32	Vanderbilt
Jones, James	FB	1989-92	50	7	Florida
McCutcheon, Lawrence	FB	1980	8	1	Colorado State
Ross, Oliver	RB	1976	14	10	Alabama A&M

31

Benjamin, Tony	FB	1977-79	28	1	Duke
Broussard, Steve	RB	1995-98	58	2	Washington State
Davis, Fred	CB	1987	1	1	Western Carolina
Dean, Vernon	S	1988	16	0	San Diego State
Dixon, Zachary	RB	1983-84	26	2	Temple
Frank, Malcolm	CB	1992	15	0	Baylor
McElroy, Vann	S	1990	10	0	Baylor
Robertson, Marcus	S	2001	12	12	Iowa State
Rogers, Charlie	RB-KR	1999-2001	41	0	Georgia Tech
Watters, Orlando	CB	1994	16	8	Arkansas

32

Bryant, Cullen	FB	1983-84	19	5	Colorado
Curtis, Mike	LB	1976	14	14	Duke
Gray, Oscar	FB	1996-97	9	0	Arkansas
Ivory, Horace	RB	1981-82	12	0	Oklahoma
Moore, Jeff	RB	1979-81	32	3	Jackson State
Watters, Ricky	RB	1998-2001	53	52	Notre Dame
Williams, John L.	FB	1986-93	123	115	Florida

33

Agee, Tommie	FB	1988	16	0	Auburn
Bolton, Andrew	RB	1976	5	2	Fisk
Dodge, Dedrick	S	1991-92	25	0	Florida State
Doornink, Dan	FB-RB	1979-85	92	44	Washington State Harris,
Elroy	RB	1989	14	0	Eastern Kentucky
Kelly, Maurice	S	2000-	24	3	East Tennessee St.
Loville, Derek	RB	1990-91	27	1	Oregon
Williams, Darryl	S	1996-99	61	60	Miami

34

Brown, Reggie	FB	1996-2000	62	10	Fresno State
Burse, Tony	FB	1987	12	0	Middle Tennessee St.
Crawford, Rufus	RB	1978	16	0	Virginia State
Davis, Brian	CB	1991-92	29	2	Nebraska
Green, Tony	KR	1979	11	0	Florida
Hagen, Mike	FB	1987	2	1	Montana
Harmon, Kevin	RB	1988-89	9	0	Iowa
Harris, Franco	FB	1984	8	6	Penn State
Miller, Terry	RB	1981	1	0	Oklahoma State
Lambert, Dion	S	1994-95	1	1	UCLA
Walsh, Jim	FB	1980	4	0	San Jose State

35

Graham, Jay	RB	2001	11	0	Tennessee
Moore, Mark	S	1987	5	0	Oklahoma State
Sims, David	FB-RB	1977-79	29	12	Georgia Tech
Smith, Steve	FB	1994-95	25	7	Penn State
Young, Renard	CB	1987	3	3	Nevada-Las Vegas

36

Blades, Bennie	S	1997	10	9	Miami
Brinson, Larry	RB	1980	8	0	Florida
Daniels, David	WR	1991-92	29	1	Penn State
Davis, Harlan	CB	1991	0	0	Tennessee
Geddes, Ken	LB	1976-78	36	25	Nebraska
Hanks, Merton	S	1999	12	2	Iowa
Joseph, Kerry	S	1998-2000, 2001	56	14	McNeese State
McDaniel, Terry	CB	1998	9	0	Tennessee
Mayes, Rueben	RB	1992-93	17	0	Washington State
Morton, Michael	RB	1987	2	0	Nevada-Las Vegas
Smith, Lamar	RB	1994-97	43	4	Houston

37

Alexander, Shaun	RB	2000-	32	13	Alabama
Lane, Eric	FB-RB	1981-87	97	12	Brigham Young
McKinnis, Hugh	FB	1976	11	5	Arizona State
Robinson, Rafael	S	1992-95	51	5	Wisconsin
Stark, Chad	FB	1987	2	0	North Dakota State
Stokes, Eric	S	1997-98	11	0	Nebraska

38

Baham, Curtis	CB	1987	3	0	Tulane
Bradley, Ed	LB	1976	14	14	Wake Forest
Broek, Lou	CB	1988	1	0	Southern California
Strong, Mack	FB	1994-	116	56	Georgia
Webster, Cornell	CB	1977-80	52	33	Tulsa
Wilmer, Ray	S	1984	3	0	Louisiana Tech

39

Allred, Brian	CB	1993-94	4	0	Sacramento State
Lincoln, Jeremy	CB	1997	12	3	Tennessee
Olds, Bill	FB	1976	1	1	Nebraska

40

Mack, Kim	S	1987	1	0	Florida State
Packer, Walter	CB-KR	1977	10	0	Mississippi State
Thomas, Ricky	S	1987	1	1	Alabama
Williams, John	FB	1985	2	0	Wisconsin

41

Johnson, Dustin	FB	1999	1	0	Brigham Young
Lewis, Will	CB	1980-81	26	0	Millersville State
McMillan, Eddie	CB	1976-77	28	28	Florida State
Robinson, Eugene	S	1985-95	170	152	Colgate

42

Testerman, Don	FB	1976-78	44	26	Clemson
Warren, Chris	RB	1990-97	123	89	Ferrum

43

Eloms, Joey	CB	1998-99	6	0	Indiana
Jodat, Jim	FB	1980-81	28	18	Carthage
Johnson, Tracy	FB	1992-95	63	15	Clemson
Morris, Randall	RB	1984-88	61	2	Tennessee

44

Evans, Heath	FB	2001	16	0	Auburn
Fenner, Derrick	RB	1989-91	32	23	North Carolina
Harris, John	S	1978-85	119	112	Arizona State
McCloughan, Dave	CB-S	1993-94	28	12	Colorado
Milne, Brian	FB	1999	10	0	Penn State
Nelson, Ralph	RB	1976	7	3	No College

45

Bell, Coleman	TE	1996	*0	0	Miami
Easley, Kenny	S	1981-87	89	87	UCLA
Woolsey, Rolly	CB	1976	14	11	Boise State

46

Allen, Harvey	S	1987	2	2	Nevada-Las Vegas
Bachman, Ted	CB	1976	5	0	New Mexico State
Hughes, David	FB	1981-85	69	27	Boise State

47

Anderson, Eddie	S	1986	5	0	Fort Valley State
Hardy, Andre	FB	1985	3	1	St. Mary's
Jones, Mike	LB	1977	12	0	Jackson State
Jones, Mike	TE	1992	4	1	Texas A&M
Smith, Sherman	RB	1976-82	82	68	Miami, Ohio

48

Crumpler, Carlester	TE	1994-98	69	31	East Carolina
McAlister, Ken	S	1982-83	11	0	San Francisco
Simpson, Keith	CB-S	1978-85	108	70	Memphis State
Wimmer, Gary	LB	1983	3	0	Stanford

49

Jones, Ernie	CB	1976	9	3	Miami
Marinara, Ed	FB	1977	2	0	Cornell
Mili, Itula	TE	1998-	55	13	BYU

50

Ahrens, Dave	LB	1990	10	3	Wisconsin
Bickett, Duane	LB	1994-95	22	1	Southern California
Collins, Greg	LB	1976	13	0	Notre Dame
Davis, Anthony	LB	1993	10	0	Utah
Flones, Brian	LB	1981-82	13	0	Washington State
Martin, Amos	LB	1977	2	0	Louisville
Maxwell, Vernon	LB	1989	9	7	Arizona State
Myles, DeShone	LB	1998-2000	16	7	Nevada
Polowski, Larry	LB	1979	14	0	Boise State
Terry, Joe	LB	1987	2	0	Cal State-Hayward
Young, Fredd	LB	1984-87	60	41	New Mexico State

51

Allert, Ty	LB	1990	1	0	Texas
Brandon, David	LB	1993-94	20	0	Memphis State
Cotton, Marcus	LB	1991	3	0	Southern California
Merriman, Sam	LB	1983-87	71	1	Idaho
Perryman, Dean	C	1987	1	0	Washington
Simmons, Anthony	LB	1998-	60	52	Clemson
Yarno, John	C	1977-82	74	62	Idaho

52

Andrews, Ricky	LB	1990	15	0	Washington
Coffield, Randy	LB	1976	13	0	Florida State
Darche, Jean-Philippe	LS	2000-	32	0	McGill (Canada)
Grant, Will	C	1986	7	6	Kentucky

Johnson, M.L.	LB	1987-89	37	9	Hawaii
McEndoo, Jason	C	1998	1	0	Washington State
Mawae, Kevin	C-G	1994-97	62	59	Louisiana State
Norman, Joe	LB	1979-81, 83	50	10	Indiana
Tipton, Rico	LB	1987	3	2	Washington State

53

Butler, Keith	LB	1978-87	146	132	Memphis State
Comeaux, Darren	LB	1988-91	50	39	Arizona State
Donaldson, Ray	C	1993-94	32	32	Georgia
Glover, Kevin	C	1998-99	14	14	Maryland
Hoaglin, Fred	C	1976	13	7	Pittsburgh
Junior, E.J.	LB	1992-93	9	0	Alabama
Koonce, George	LB	2000	16	16	East Carolina
McVeigh, John	LB	1987	3	3	Miami
Sweeney, Jim	C	1995	16	16	Pittsburgh
Unverzagt, Eric	LB	1996-97	9	0	Wisconsin

54

Barber, Michael	LB	1995-97	21	9	Clemson
Feasel, Grant	C	1987-93	91	51	Abilene Christian
Jackson, Joe	LB	1987	3	0	San Francisco State
Kuehn, Art	C-G	1976-82	98	33	UCLA
Williams, Eugene	LB	1982-83	13	1	Tulsa

55

Bell, Marcus	LB	2000-	29	0	Arizona
Bolcar, Ned	LB	1990	5	0	Notre Dame
Bosworth, Brian	LB	1987-89	24	24	Oklahoma
Butler, Hillary	LB	1998	7	0	Washington
Hackett, Dino	LB	1993	3	0	Appalachian State
Jackson, Michael	LB	1979-86	105	78	Washington
Lavine, Paul	LB	1987	3	1	Utah State
Moss, Winston	LB	1995-97	46	46	Miami
Reece, Geoff	C	1977	5	0	Washington State

56

Cortes, Julio	LB	1987	3	3	Miami
Gaines, Greg	LB	1981, 83-88	88	43	Tennessee
Green, Sammy	LB	1976-79	60	44	Florida
Logan, James	LB	1995-2000	63	4	Memphis
Tofflemire, Joe	C	1989-94	33	16	Arizona
Walker, Tim	LB	1980	16	0	Savannah State

57

Berry, Ray	LB	1993	8	2	Baylor
Caldwell, Tony	LB	1987	1	1	Washington
Cronan, Peter	LB	1977-79, 81	50	3	Boston College
Huff, Orlando	LB	2001	12	0	Fresno State
Kyle, Jason	LB-DE	1995-98	48	0	Arizona
Woods, Tony	LB-DE	1987-92	89	79	Pittsburgh

58

Beeson, Terry	LB	1977-81	77	67	Kansas
Clark, Greg	LB	1992	12	0	Arizona State
DeVita, Rob	LB	1987	1	0	Illinois Benedictine
Fields, Scott	LB	1999	2	0	Southern California
Hansen, Don	LB	1976	2	0	Illinois
Hardy, Darryl	LB	1997	2	0	Tennessee
James, Toran	LB	1998	#0	0	North Carolina A&T
Kacyvenski, Isaiah	LB	2000-	32	0	Harvard
Newbill, Richard	LB	1990-92	10	0	Miami

Scholtz, Bruce	LB	1982-88	95	Texas
Spitulski, Bob	LB	1992-94	1	Central Florida

59

Bush, Blair	C	1983-88	82	78	Washington
Cain, Joe	LB	1989-92, 97	68	13	Oregon Tech
Orns, Fred	LB	1987	2	0	Chapman College
Rennaker, Terry	LB	1980	15	0	Stanford
Robinson, Shelton	LB	1982-85	56	35	North Carolina
Smith, Darrin	LB	1998-99	28	27	Miami
Stowe, Tyronne	LB	1995	6	6	Rutgers
Terry, Tim	LB	2000-	22	0	Temple
Thomas, Rodell	LB	1981-82	19	1	Alabama State

60

Bloedorn, Greg	G	1997-99	12	0	Cornell
Boyd, Jerome	LB	1983	5	0	Oregon State
Brown, Joe	DT	2001	2	0	Ohio State
Coder, Ron	G	1976-77, 79	43	19	Penn State
Godfrey, Chris	G	1988	9	2	Michigan
Hire, Doug	C	1987	3	1	Linfield
Hyde, Glenn	C	1986	3	0	Pittsburgh
Kaiser, John	LB	1984-86	48	0	Arizona
Turner, Kevin	LB	1981	8	0	Pacific

61

Adams, Theo	T	1992	10	0	Hawaii
Lynch, Tom	G	1977-80	60	48	Boston College
Mitz, Alonzo	DE	1986-89	40	7	Florida
Morris, Michael	LS	1990	4	0	N.E. Missouri State
Pratt, Robert	G	1982-85	52	52	North Carolina
Rodenhauser, Mark	LS	1999	8	0	Illinois State
Sims, Jack	G	1987	3	2	Hawaii
Tobeck, Robbie	C	2000-	20	16	Washington State
Werner, Matt	DE	1994	*0	0	UCLA

62

Dion, Terry	DE	1980	9	2	Oregon
Farrell, Sean	G	1992	6	0	Penn State
Gray, Chris	G/C	1998-	63	50	Auburn
Kauahi, Kani	C	1982-86	60	5	Hawaii
Price, Ernie	DE	1978-79	16	15	Texas A&I
Simonson, Dave	T	1976	5	0	Minnesota

63

Anderson, Fredell	DE	1980-82	22	6	Prairie View
Bebout, Nick	T	1976-79	56	55	Wyoming
Beede, Frank	G	1996-2000	46	8	Panhandle State
Hart, Roy	NT	1988-89	16	1	South Carolina
Hicks, Mark	LB	1983	10	1	Arizona State
Kinlaw, Reggie	NT	1985-86	30	5	Oklahoma
Lee, Ronnie	T	1990-92	34	21	Baylor
Weber, Roger	G	1987	*0	0	Kent State
Willis, Donald	G	1995	*0	0	North Carolina A&T

64

Aiu, Charlie	G	1978	1	0	Hawaii
Andrews, Tom	C-G	1987	2	2	Louisville
Barr, Robert	T	1996	*0	0	Rutgers
Brilz, Darrick	G-C	1989-93	78	44	Oregon State
Dove, Wes	DE	1987	2	0	Syracuse
Essink, Ron	T	1980-85	83	70	Grand Valley State
Jolley, Gordon	G-T	1976-77	26	15	Utah

65

Bailey, Edwin	G-T	1981-91	139	120	South Carolina State
Demarie, John	G	1976	9	8	Louisiana State

66

Dugan, Bill	G	1981-83	40	5	Penn State
Eisenhooth, Stan	C	1987-88	13	0	Towson State
Heck, Andy	T-G	1989-93	77	70	Notre Dame
Kendall, Pete	G	1996-2000	76	75	Boston College
Norman, Todd	G	1995	*0	0	Notre Dame
Sandifer, Bill	DT	1977-78	16	15	UCLA

67

Clarke, Ken	NT	1988	16	1	Syracuse
Cooke, Bill	DE-DT	1978-80	34	3	Massachusetts Edwards,
Antonio	DE	1993-97	51	24	Valdosta State
Hanousek, Matt	T-G	1987	3	3	Utah State
LaBounty, Matt	DE	1996-2000, 2001	65	9	Oregon
McKenzie, Reggie	G	1983-84	24	22	Michigan
Penchion, Bob	G	1976	13	13	Alcorn A&M

68

Boyd, Dennis	DE-DT-T	1977-79, 81-82	59	27	Oregon State
Edwards, Randy	DE-NT	1984-87	52	4	Alabama
Eisenhooth, John	NT	1987	1	0	Lock Haven
Habib, Brian	G	1998-99	32	32	Washington
Hunter, John	G	1992	5	3	Brigham Young
Norman, Dennis	T	2001	*0	0	Princeton

69

Abramowitz, Sid	T	1984	4	0	Tulsa
Blackshear, Jeff	G	1993-95	47	21	Northeast Louisiana
Dorris, Andy	DE	1977	4	1	New Mexico State
Fifer, Bill	T	1979	*0	0	West Texas State
Hernandez, Matt	T	1983	8	1	Purdue
Sutherland, Doug	DT	1981	16	6	Wisconsin-Superior
Thomas, Garth	G	1987	1	1	Washington
Wedderburn, Floyd	T/G	1999-	32	16	Penn State
Williams, Grant	T	1996-99	56	23	Louisiana Tech

70

Irvin, Darrell	DE	1983	16	0	Oklahoma
Kraayeveld, Dave	DE-DT	1978	12	0	Milton
Lurtsema, Bob	DE-DT	1976-77	27	25	Western Michigan
Mattes, Ron	T	1986-90	75	59	Virginia
Sevy, Jeff	G-T	1979-80	19	5	California
Sinclair, Michael	DE	1991-	144	114	Eastern New Mexico
White, Mike	DT	1981-82	20	8	Albany State
Woods, Larry	DT	1976	6	0	Tennessee State

71

Campbell, Jack	T	1982	1	0	Utah
Eller, Carl	DE	1979	16	8	Minnesota
Jones, Walter	T	1997-	76	76	Florida State
Millard, Bryan	G-T	1984-91	121	99	Texas
Moody, Michael	T	1994	*0	0	Southern California Niehaus,
Steve	DE-DT	1976-78	36	20	Notre Dame
Shaw, Rickie	T	1993	*0	0	North Carolina

72

Berti, Tony	G-T	1998	*0	0	Colorado
Bullard, Louis	T	1978-80	36	15	Jackson State
Cowlings, Al	DE	1976	1	0	Southern California
Greene, Andrew	G	1998	4	0	Indiana

Nash, Joe	DT-NT	1982-96	218	169	Boston College
Williams, Lester	NT	1987	2	0	Miami

Evans, Norm	T	1976-78	38	25	Texas Christian
Hines, Andre	T	1980	9	0	Stanford
Jenkins, Marcus	G	2000	*0	0	Central Florida
Mangiero, Dino	NT	1984	15	0	Rutgers
Powell, Alvin	G	1987-88	18	0	Winston-Salem State
Roberts, Ray	T	1992-95	57	46	Virginia
Scoggins, Ron	T	1987	3	0	Nevada-Las Vegas
Singer, Curt	T	1986, 90-91	24	0	Tennessee

74

Atkins, James	T-G	1994-97	49	37	S.W. Louisiana
Barisich, Carl	DE	1976	14	7	Princeton
East, Ron	DT	1977	14	14	Montana State
Fairbanks, Don	DE	1987	3	3	Colorado
Fanning, Mike	DE	1984	16	0	Notre Dame
Singer, Curt	T	1986, 90-91	24	0	Tennessee
Tuasosopo, Manu	DT-DE-NT	1979-83	73	64	UCLA
Weiner, Todd	T	1998-	48	20	Kansas State
Wheat, Warren	G	1989-91	16	7	Brigham Young

75

Ballard, Howard	T	1994-98	74	74	Alabama A&M
Hardy, Robert	DT	1979-82	54	53	Jackson State
Hughes, Van D	T	1987	1	1	Southwest Texas State
McCrary, Michael	DE	1993-96	58	13	Wake Forest
McIntosh, Chris	T	2000-	24	13	Wisconsin
Millard, Keith	DT	1992	2	0	Washington State
Roche, Alden	DE	1977-78	21	12	Southern
Schreiber, Adam	G	1984	6	0	Texas
Tipton, Dave	DE	1976	12	12	Stanford
Wilson, Mike	T	1986-89	60	60	Georgia

76

August, Steve	T	1977-84	97	90	Tulsa
Borchardt, Jon	G-T	1985-87	42	4	Montana State
Hitchcock, Bill	T-G	1991-94	51	39	Purdue
Hutchinson, Steve	G	2001	16	16	Michigan
Parker, Riddick	DT	1997-2000	51	19	North Carolina
Ramsey, Greg	DE	1987	2	0	Fresno State

77

Bryant, Jeff	DE-DT	1982-93	175	167	Clemson
Graham, Derrick	G	1996-97	25	25	Appalachian State
Gregory, Bill	DE-DT	1978-80	47	43	Wisconsin
Harris, Richard	DE-DT	1976-77	28	24	Grambling
Joyce, Matt	G	1995	16	13	Richmond
Wiley, Charles	DT	1987	1	1	Nevada-Las Vegas
Womack, Floyd	T	2001	5	0	Mississippi State

78

Burnham, Tim	T	1987-88	3	3	Washington
Cochran, Antonio	DT	1999-	36	2	Georgia
Cryder, Bob	T	1984-86	32	25	Alabama
Graham, David	DE-NT	1982, 1987	6	2	Morehouse
Hayes, Eric	DT	1990-91	21	3	Florida State
Hollie, Doug	DE	1987-88	5	0	Southern Methodist
Keim, Mike	T	1992-95	27	0	Brigham Young
Newton, Bob	G	1976-81	82	66	Nebraska
Riley, Patrick	DT	1996	*0	0	Miami

79

Childs, Jason	G	1993	*0	0	North Dakota
Cunningham, Ed	C	1996	11	3	Washington
Dorning, Dale	DE	1987	3	3	Oregon
Green, Jacob	DE	1980-91	178	176	Texas A&M
Jones, Horace	DE	1977	1	0	Louisville
Overhauser, Chad	G	2000	*0	0	UCLA
White, Jim	DE	1976	2	0	Colorado State
Williams, Grant	T	1996-99	56	23	Louisiana Tech

80

Largent, Steve	WR	1976-89	200	197	Tulsa
----------------	----	---------	-----	-----	-------

81

Bates, Michael	WR	1993-94	31	1	Arizona
Dawkins, Sean	WR	1999-2000	32	29	California
Dee, Donnie	TE	1989	3	3	Tulsa
Harris, Ronnie	WR	1994-98	44	0	Oregon
Kane, Tommy	WR	1988-92	46	26	Syracuse
McMakin, John	TE	1976	12	1	Clemson
Robinson, Koren	WR	2001	16	13	North Carolina State
Sawyer, John	TE	1977-78, 80-82	65	39	Southern Mississippi
Shaw, Bobby	WR	1998	1	0	California
Turner, Daryl	WR	1984-87	59	40	Michigan State

82

Bell, Mark	TE-DE	1979-80, 82	41	2	Colorado State
Edmunds, Ferrell	TE	1993-94	23	23	Maryland
Jackson, Darrell	WR	2000-	32	26	Florida
Jordan, Charles	WR	1999	4	1	Long Beach City
McKnight, James	WR	1994-98	60	7	Liberty
Pardridge, Curt	WR	1987	3	0	Northern Illinois
Rayhle, Fred	TE	1977	2	0	Tenn-Chattanooga
Skansi, Paul	WR	1984-91	100	2	Washington

83

Bailey, Karsten	WR	1999-2000	11	0	Auburn
Bowens, Fabien	WR	1999-	47	0	Western Illinois
Butler, Ray	WR	1985-88	41	8	Southern California
Castor, Chris	WR	1983-84	23	0	Duke
Davis, Tyree	WR	1997	14	1	Central Arkansas
Jones, Rod	TE	1989	4	0	Washington
Junkin, Trey	TE	1990-95	92	2	Louisiana Tech
Raible, Steve	WR	1976-81	83	8	Georgia Tech
Williams, Ronnie	TE	1996	13	3	Oklahoma State
Wilson, Robert	WR	1997-99	18	0	Florida A&M

84

Clancy, Sam	DE	1983	13	0	Pittsburgh
Clark, Louis	WR	1987-92	55	15	Mississippi State
Corley, Chris	TE	1987	1	0	South Carolina
Engram, Bobby	WR	2001	15	4	Penn State
French, Rufus	TE	1999-2000	*0	0	Mississippi
Galloway, Joey	WR	1995-99	71	67	Ohio State
Greene, Danny	WR	1985	4	0	Washington
McCullum, Sam	WR	1976-81	91	78	Montana State
Martin, Kelvin	WR	1993-94	32	29	Boston College
Scales, Dwight	WR	1984	4	0	Grambling

85

Bannister, Alex	WR	2001	16	0	Eastern Kentucky
Fauria, Christian	TE	1995-	103	72	Colorado
Heller, Ron	TE	1990, 1992	32	16	Oregon State

Hill, James	TE	2000	10	0	Abilene Christian
Hudson, Gordon	TE	1986	16	4	Brigham Young
Johns, Paul	WR	1981-84	40	18	Tulsa
Keel, Mark	TE	1987	3	3	Arizona
Le Bel, Harper	TE	1989	16	0	Colorado State
Pritchard, Mike	WR	1996-99	62	41	Colorado
Ross, Dan	TE	1985	10	5	Northeastern
Teal, Jimmy	WR	1987-88	6	2	Texas A&M
Thomas, Doug	WR	1991-93	39	4	Clemson

86

Fauria, Christian	TE	1995-	103	72	Colorado
Green, Jessie	WR	1979-80	23	0	Tulsa
McNeal, Travis	TE	1989-91	48	24	Tenn-Chattanooga
Snell, Donald	WR	1987	1	0	Virginia Tech
Thomas, Robb	WR	1992-95	62	3	Oregon State
Tice, Mike	TE	1981-88, 90-91	130	83	Maryland

87

Carr, Roger	WR	1982	9	2	Louisiana Tech
Crumpler, Carlester	TE	1994-98	69	31	East Carolina
Green, Paul	TE	1992-94	35	23	Southern California
Howard, Ron	TE	1976-78	42	36	Seattle
Juma, Kevin	WR	1987	3	2	Idaho
Mayes, Derrick	WR	1999-2000	28	23	Notre Dame
Stewart, Russell	TE	2001	*0	0	Stanford
Strozier, Wilbur	TE	1987	12	3	Georgia
Tice, Mike	TE	1981-88, 90-91	130	83	Maryland
Tyler, Robert	TE	1989	9	9	South Carolina State
Young, Charle	TE	1983-85	45	43	Southern California

88

Buyer, Willie	WR	1989-90	1	0	Michigan State
Chadwick, Jeff	WR	1989-91	39	0	Grand Valley State
Clune, Don	WR	1976	9	1	Penn
Evans, Russell	WR	1987	1	0	N.E. Missouri State
Franklin, Byron	WR	1985-87	33	1	Auburn
Long, Doug	WR	1977-78	16	0	Whitworth
May, Deems	TE	1997-99	47	0	North Carolina
Metzelaars, Pete	TE	1982-84	34	13	Wabash
Peets, Brian	TE	1978-79	25	14	Pacific
Proehl, Ricky	WR	1995-96	24	7	Wake Forest
Spagnola, John	TE	1988	16	4	Yale
Warren, Terrence	WR	1993-94	16	0	Hampton University
Williams, James	WR	2000-	16	2	Marshall

89

Blades, Brian	WR	1988-98	156	122	Miami
Darby, Alvis	TE	1976	1	0	Florida
Ferguson, Duke	WR	1977-79	33	8	San Diego State
Laughton, Jim	TE	1986	6	0	San Diego State
McGrath, Mark	WR	1981	6	0	Montana State
Mili, Itula	TE	1998-	55	13	BYU
Sager, Ken	TE	1987	3	1	Western Washington
Walker, Byron	WR	1982-86	58	3	Citadel

90

Cochran, Antonio	DT	1999-	36	2	Georgia
Croel, Mike	DE	1998	11	0	Nebraska
Eaton, Chad	DT	2001	16	16	Washington State
Franklin, Jethro	DE	1989	7	1	Fresno State
McShane, Charles	LB	1977-79	29	0	Cal Lutheran
Wooden, Terry	LB	1990-96	89	87	Syracuse

91

Harrison, Martin	DE	1997	8	0	Washington
LaBounty, Matt	DE	1996-2000, 2001	65	9	Oregon
Miller, Darrin	LB	1988-89	32	0	Tennessee
O'Callaghan, John	TE	1987	1	0	San Diego State
Rodgers, Tyrone	DT	1992-94	37	0	Washington
Skow, Jim	DE	1991	11	1	Nebraska

92

Frier, Mike	DT	1994	2	0	Appalachian State
King, Lamar	DE	1999-	37	22	Saginaw Valley State
McMillian, Henry	DE	1995-96	4	0	Florida
Wyman, David	LB	1987-92	61	56	Stanford

93

Daniels, Phillip	DE	1996-99	60	41	Georgia
Randle, John	DT	2001	15	14	Texas A&I
Streater, Rahmaan	DE	2000	*0	0	Richmond
Williams, Brent	DE	1994-95	21	19	Toledo

94

Brown, Chad	LB	1997-	78	78	Colorado
Edwards, Antonio	DE	1993-97	51	24	Valdosta State
Stephens, Rod	LB	1989-94	75	34	Georgia Tech

95

Barbay, Roland	NT	1987	5	0	Louisiana State
Hilliard, John	DE	2000-	21	8	Mississippi State
Wells, Dean	LB	1993-98	84	50	Kentucky
Willis, James	LB	1999	16	0	Auburn

96

Butler, Chuck	LB	1984	8	0	Boise State
Kennedy, Cortez	DT	1990-2000	167	153	Miami
Tuatagaloa, Natu	DE	1992-93	30	15	California

97

Montgomery, Glenn	DT	1996	7	1	Houston
Parker, Riddick	DT	1997-2000	51	19	North Carolina
Porter, Rufus	LB	1988-94	98	67	Southern
Saleaumua, Dan	DT	1997-98	27	15	Arizona State
Watson, Tim	DT	2000-	*0	0	Rowan

98

Adams, Sam	DT-DE	1994-99	89	66	Texas A&M
Murphy, Kevin	LB	1993	14	10	Oklahoma
Ridgle, Elston	DE	1989	2	0	Nevada-Reno
Woodard, Cedric	DT	2000-	16	0	Texas

99

Clark, Bernard	LB	1991	2	0	Miami
Kennedy, Cortez	DT	1990-2000	167	153	Miami
Kirkland, Levon	LB	2001	16	16	Clemson
McCrary, Michael	DE	1993-96	58	13	Wake Forest
Miller, Donald	LB	1990	7	0	Idaho State

SEAHAWKS NEW UNIFORM SLICK

SEAHAWKS

UNIFORM AND HELMET COLOR GUIDE ONLY

The colors shown on this page are not intended to match the PANTONE Color Standards. For reproduction, use either the NFL Process Colors or the actual PANTONE Colors listed below.



NOTE REGARDING COLOR

At this time, there is no accurate Pantone match for Seahawks Blue. For now, please reference the TOYO Ink listed below.

OR

Pantone Process Chip DS 213-3 C (80c / 50m / 15y / 30k as listed below)

Solid Color

For Seahawks Blue use TOYO Inks CF0935

For Seahawks Navy use PANTONE 5395C

For Seahawks Green use PANTONE 349C

Process Color

For Seahawks Blue 80c / 50m / 15y / 30k

For Seahawks Navy 100c / 80m / 0y / 80k

For Seahawks Green 70c / 0m / 100y / 0k

Textile Color

For Seahawks Blue use PANTONE 19-4026TC

For Seahawks Navy use PANTONE 19-4023TC

For Seahawks Green use PANTONE 15-6442TC

The colors shown on this page are not intended to match the PANTONE Color Standards. For the PANTONE Color Standards, visit us online at www.pantone.com, or contact your local PANTONE Color Publications.

PANTONE is a registered trademark of Pantone, Inc.



NEW UNIFORMS

SERIES BREAKDOWN

Due to the 2002 new alignment plan, division records have been reset. Division records from 1976-2001 may be found on page 279.

NFC WEST (0-0)

ARIZONA CARDINALS (1-5)

9/12/76	—	L	24-30	58,441
11/13/83	—	L @	28-33	33,280
9/17/89	—	L	24-34	60,444
12/19/93	—	*L	27-30	45,737
10/29/95	—	*L @	14-20	39,600
9/13/98	—	W	33-14	57,678

Franchise transferred from St. Louis in 1988.

Points: Arizona 147 (29.4)
Seattle 117 (23.4)

ST. LOUIS RAMS (2-5)

10/31/76	—	L @	6-45	52,035
11/4/79	—	L	0-24	62,048
9/23/85	—	L	24-35	63,292
10/23/88	—	L @	10-31	57,033
12/22/91	—	W	23-9	51,100
10/19/97	—	W @	17-9	64,819
9/10/00	---	L	34-37	64,869


Moved from L.A. Coliseum to Anaheim Stadium in 1980. Moved from Anaheim to St. Louis in 1995.

Points: St. Louis 190 (27.1)
Seattle 114 (16.3)

SAN FRANCISCO 49ERS (2-4)

9/26/76	—	L	21-37	59,108
10/7/79	—	W @	35-24	44,592
11/25/85	—	L @	6-19	57,482
9/25/88	—	L	7-38	63,382
12/8/91	—	L	22-24	56,711
12/21/97	—	W	38-9	66,253

Points: San Francisco 151 (25.2)
Seattle 129 (21.5)



NFC EAST (0-0)

DALLAS COWBOYS (2-5)

10/3/76	—	L	13-28	62,027
11/27/80	—	L @	7-51	57,540
12/4/83	—	L	10-35	63,352
11/27/86	—	W @	31-14	58,020
10/11/92	—	L @	0-27	62,311
11/22/98	—	L @	22-30	64,142
12/16/01	—	W	29-3	63,366

Points: Dallas 191 (27.3)
Seattle 112 (16.0)

NEW YORK GIANTS (3-6)

11/28/76	—	L @	16-28	65,111
12/7/80	—	L	21-27	51,617
10/18/81	—	L	0-32	56,134
12/11/83	—	W @	17-12	48,942
10/19/86	—	W	17-12	62,282
11/19/89	—	L @	3-15	75,014
10/25/92	—	L @	10-23	67,399
11/5/95	—	W	30-28	42,100
12/23/01	—	L	24-27	78,119

Points: New York 204 (22.7)
Seattle 138 (15.3)

PHILADELPHIA EAGLES (3-5)

12/12/76	—	L @	10-27	37,949
11/2/80	—	L	20-27	61,047
11/23/86	—	W	24-20	55,786
9/10/89	—	L @	7-31	64,287
12/13/92	—	*L	17-20	47,492
12/3/95	—	W	26-14	39,893
9/6/98	—	W @	38-0	66,418
9/23/01	---	L	3-27	62,826

Points: Philadelphia 162 (20.3)
Seattle 145 (18.1)

WASHINGTON REDSKINS (4-6)

9/19/76	—	L @	7-31	53,174
9/28/80	—	W @	14-0	53,263
9/25/83	—	L	17-27	60,718
9/28/86	—	L @	14-19	54,157
12/23/89	—	L	0-29	60,294
11/8/92	—	L	3-16	53,616
9/4/94	—	W @	28-7	52,930
11/19/95	—	W @	27-20	51,298
9/20/98	—	W	24-14	63,336
11/04/01	—	L @	14-27	82,352

Points: Washington 190 (19.0)
Seattle 148 (14.8)

NFC NORTH (0-0)

CHICAGO BEARS (5-2)

12/5/76	—	L	7-34	60,510
11/5/78	—	W	@ 31-29	50,697
12/12/82	—	W	20-14	52,826
9/23/84	—	W	38-9	61,520
12/20/87	—	W	@ 34-21	62,518
9/9/90	—	L	@ 0-17	64,400
9/19/99	—	W	@ 14-13	66,944

Points: Seattle 144 (20.6)

Chicago 137 (19.6)

DETROIT LIONS (4-4)

10/24/76	—	L	14-41	61,280
9/24/78	—	W	28-16	56,781
12/2/84	—	W	38-17	62,441
10/18/87	—	W	@ 37-14	8,310
12/30/90	—	W	30-10	50,681
10/17/93	—	L	@ 10-30	60,801
10/17/96	—	L	@ 16-17	51,194
9/12/99	—	L	20-28	66,238

Points: Seattle 193 (24.1)

Detroit 173 (21.6)

GREEN BAY PACKERS (4-4)

10/10/76	—	L	@ 20-27	54,983
10/15/78	—	L	@ 28-45	52,712
11/1/81	—	L	@ 24-34	49,467
10/21/84	—	W	@ 30-24	52,286
11/15/87	—	W	24-13	60,963
12/9/90	—	W	@ 20-14	52,015
9/29/96	—	L	10-31	59,973
11/1/99	—	W	@ 27-7	59,869

1981 & 1999 games played at Green Bay. 1976,

1978 & 1990 played in Milwaukee.

Points: Green Bay 195 (24.4)

Seattle 183 (22.9)

MINNESOTA VIKINGS (4-2)

11/14/76	—	L	@ 21-27	45,087
10/8/78	—	W	29-28	62,031
9/30/84	—	W	@ 20-12	57,171
11/1/87	—	W	28-17	61,134
11/18/90	—	L	21-24	59,735
11/10/96	—	W	42-23	50,794

Played in Metropolitan Stadium from 1961-81.

Moved into the Metrodome in 1982.

Points: Seattle 161 (26.8)

Minnesota 131 (21.8)

NFC SOUTH (0-0)

ATLANTA FALCONS (5-2)

11/7/76	—	W	30-13	57,985
10/29/79	—	W	@ 31-28	52,566
10/13/85	—	W	30-26	60,430
10/2/88	—	W	@ 31-20	28,619
12/15/91	—	L	@ 13-26	53,834
11/30/97	—	L	17-24	52,584
12/03/00	---	W	@ 30-10	44,680

Played at Atlanta-Fulton County Stadium from 1966-91. Moved into Georgia Dome in 1992.

Points: Seattle 182 (26.0)

Atlanta 147 (21.0)

CAROLINA PANTHERS (0-1)

10/08/00	—	L	@ 3-26	72,192
----------	---	---	--------	--------

Points: Carolina 26 (26.0)

Seattle 3 (3.0)

NEW ORLEANS SAINTS (3-4)

11/21/76	—	L	27-51	61,865
11/18/79	—	W	38-24	60,055
11/10/85	—	W	@ 27-3	47,365
10/16/88	—	L	19-20	63,569
9/1/91	—	L	@ 24-27	68,492
11/16/97	—	*L	@ 17-20	50,493
9/17/00	---	W	20-10	59,513

*Overtime

Points: Seattle 172 (24.6)


New Orleans 155 (22.1)

TAMPA BAY BUCCANERS (4-1)

10/17/76	—	W	@ 13-10	43,812
10/16/77	—	W	30-23	54,783
11/20/94	—	W	22-21	37,466
9/22/96	—	W	@ 17-13	30,212
11/28/99	—	L	3-16	66,314

Points: Seattle 85 (17.0)

Tampa Bay 83 (16.6)



SERIES BREAKDOWN

AFC WEST (0-0)

DENVER BRONCOS (17-32)

10/2/77	—	L	13-24	53,108
10/7/78	—	L	@ 7-28	74,989
10/29/78	—	*L	17-20	62,948
9/23/79	—	L	@ 34-37	74,879
12/8/79	—	W	28-23	60,038
11/23/80	—	L	@ 20-36	73,274
12/21/80	—	L	17-25	51,853
9/13/81	—	W	13-10	58,513
12/13/81	—	L	@ 13-23	74,527
11/21/82	—	W	@ 17-10	73,916
1/2/83	—	W	13-11	43,145
11/6/83	—	W	27-19	61,189
11/20/83	—	L	@ 27-38	74,710
11/25/84	—	W	@ 27-24	74,922
12/15/84	—	L	14-31	64,411
10/20/85	—	*L	@ 10-13	74,899
12/20/85	—	L	24-27	56,283
10/26/86	—	L	@ 13-20	76,089
12/20/86	—	W	41-16	63,697
9/13/87	—	L	@ 17-40	75,999
12/13/87	—	W	28-21	61,759
9/4/88	—	W	@ 21-14	75,986
12/11/88	—	W	42-14	62,839
10/22/89	—	*L	21-24	62,353
11/26/89	—	L	@ 14-41	75,117
9/23/90	—	*L	@ 31-34	75,290
12/23/90	—	W	17-12	55,845
9/15/91	—	L	@ 10-16	74,152
11/24/91	—	W	13-10	60,430
11/30/92	—	*W	16-13	51,612
12/20/92	—	L	@ 6-10	72,570
10/31/93	—	L	@ 17-28	73,644
11/28/93	—	L	9-17	57,812
10/9/94	—	L	+ 9-16	63,872
11/13/94	—	L	@ 10-17	71,290
10/1/95	—	W	27-10	49,914
12/10/95	—	W	@ 31-27	71,488
9/8/96	—	L	20-30	43,671
12/1/96	—	L	@ 7-34	74,982
9/7/97	—	L	14-35	55,859
11/2/97	—	L	@ 27-30	74,212
10/11/98	—	L	16-21	66,258
12/27/98	—	L	@ 21-28	74,057
11/14/99	—	W	20-17	66,314
12/19/99	---	*L	@ 30-36	65,987
11/26/00	---	L	31-38	68,661
12/10/00	---	L	@ 24-31	75,218
10/14/01	---	W	34-21	61,837
12/09/01	---	L	@ 7-20	74,524

* Overtime
+ at Husky Stadium

Points: Denver 1140 (23.3)
Seattle 1.065 (21.7)

KANSAS CITY CHIEFS (17-30)

12/11/77	—	W	@ 34-31	22,562
11/19/78	—	W	@ 13-10	32,252
12/17/78	—	W	23-19	58,490
9/30/79	—	L	6-24	61,169
12/2/79	—	L	@ 21-37	42,160
9/14/80	—	W	@ 17-16	42,403
11/9/80	—	L	30-31	58,976
9/27/81	—	L	14-20	59,255
11/22/81	—	L	@ 13-40	49,002
9/4/83	—	L	@ 13-17	42,531
11/27/83	---	*W	51-48	56,795
11/4/84	—	W	45-0	61,396
12/9/84	—	L	@ 7-34	34,855
9/29/85	—	L	@ 7-28	50,485
12/1/85	—	W	26-6	52,655
9/14/86	—	W	23-17	61,068
11/9/86	—	L	@ 7-27	53,268
9/20/87	—	W	43-14	61,667
12/27/87	—	L	@ 20-41	20,370
9/11/88	—	W	31-10	61,512
11/20/88	—	L	@ 24-27	33,152
10/8/89	—	L	16-20	60,715
11/5/89	—	L	@ 10-20	54,489
10/21/90	—	W	19-7	60,358
11/11/90	—	W	@ 17-16	71,285
9/22/91	—	L	@ 13-20	71,789
12/1/91	—	L	6-19	57,248
9/13/92	—	L	@ 7-26	75,125
11/22/92	—	L	14-24	49,867
12/5/93	—	L	16-31	58,551
1/2/94	—	L	@ 24-34	72,136
10/23/94	—	L	@ 23-38	78,847
11/27/94	—	W	10-9	54,120
9/3/95	—	L	10-34	47,564
12/24/95	—	L	@ 3-26	75,784
9/15/96	—	L	17-35	39,970
10/17/96	—	L	@ 16-34	76,057
9/28/97	—	*L	@ 17-20	77,877
11/23/97	—	L	14-19	66,264
10/4/98	—	L	@ 6-17	66,418
11/8/98	—	W	24-12	66,251
11/21/99	—	W	@ 31-19	78,714
12/26/99	—	W	23-14	66,332
10/02/00	---	L	@ 17-24	82,893
10/29/00	---	L	19-24	62,141
11/25/01	---	L	@ 7-19	77,357
1/06/02	---	W	21-18	58,460

* Overtime

Points: Kansas City 1039 (22.9),
Seattle 866 (18.4)

OAKLAND RAIDERS (22-26)

11/6/77	---	L	@	7-44	50,929
10/22/78	---	W		27-7	62,529
11/26/78	---	W	@	17-16	52,978
9/16/79	---	W		27-10	61,602
12/16/79	---	W	@	29-24	53,177
10/26/80	---	L	@	14-33	50,185
11/17/80	---	L		17-19	60,480
9/20/81	---	L	@	10-20	45,725
11/29/81	---	L		31-32	57,147
12/5/82	---	L	@	23-28	42,170
10/16/83	---	W		38-36	60,697
10/30/83	---	W	@	34-21	49,708
10/7/84	---	L	@	14-28	77,904
11/12/84	---	W		17-14	64,011
11/3/85	---	W		33-3	64,060
12/15/85	---	L	@	3-13	77,425
10/12/86	---	L	@	10-14	70,635
12/8/86	---	W		37-0	62,923
10/25/87	---	W	@	35-13	52,735
11/30/87	---	L		14-37	62,802
11/28/88	---	W		35-27	62,641
12/18/88	---	W	@	43-37	61,127
10/1/89	---	W	@	24-20	44,319
12/17/89	---	W		23-17	61,076
9/16/90	---	L		13-17	61,889
10/14/90	---	L	@	17-24	50,624
10/13/91	---	*L		20-23	61,974
11/17/91	---	L	@	7-31	49,317
10/18/92	---	L		0-19	56,904
11/15/92	---	L	@	3-20	46,862
9/12/93	---	L		13-17	58,836
12/12/93	---	L	@	23-27	38,161
9/11/94	---	W	@	38-9	47,319
12/11/94	---	L		16-17	53,301
10/8/95	---	L	@	14-34	50,213
12/17/95	---	W		44-10	58,428
11/24/96	---	L		21-27	47,506
12/22/96	---	W	@	28-21	33,455
10/26/97	---	W		45-34	66,264
12/14/97	---	W	@	22-21	40,124
11/1/98	---	L		18-31	66,246
11/15/98	---	L	@	17-20	51,527
10/3/99	---	W		22-21	66,400
12/5/99	---	L	@	21-30	44,716
10/22/00	---	L	@	3-31	57,490
12/16/00	---	W		27-24	68,681
9/30/01	---	L	@	14-38	54,629
11/11/01	---	W		34-27	67,231

SAN DIEGO CHARGERS (24-22)

11/27/77	---	L		28-30	55,338
9/3/78	---	L		20-24	55,778
12/10/78	---	L	@	10-37	49,975
9/2/79	---	L		16-33	62,287
10/14/79	---	L	@	10-20	50,077
9/7/80	---	L		13-34	62,042
12/13/80	---	L	@	14-21	49,980
10/4/81	---	L	@	10-24	51,463
11/16/81	---	W		44-23	58,628
9/18/83	---	W		34-31	61,714
10/9/83	---	L	@	21-28	49,132
9/9/84	---	W		31-17	61,314
10/29/84	---	W	@	24-0	53,974
9/15/85	---	W	@	49-35	54,420
10/6/85	---	W		26-21	61,300
10/6/86	---	W		33-7	63,207
12/14/86	---	W	@	34-24	47,096
11/22/87	---	W		34-3	62,444
9/18/88	---	L	@	6-17	44,449
10/30/88	---	W		17-14	59,641
10/15/89	---	W	@	17-16	50,079
10/29/89	---	W		10-7	59,961
11/4/90	---	L		14-31	59,646
11/25/90	---	*W	@	13-10	50,097
10/27/91	---	W		20-9	58,025
11/10/91	---	L	@	14-17	43,597
10/4/92	---	L	@	6-17	36,783
12/27/92	---	L		14-31	49,324
9/5/93	---	L	@	12-18	58,039
10/3/93	---	W		31-14	54,778
09/18/94	---	L	+	10-24	65,536
10/30/94	---	L	@	15-35	59,001
9/10/95	---	L	@	10-14	54,420
10/22/95	---	L		25-35	45,821
9/1/96	---	L	@	7-29	58,780
10/27/96	---	W		32-13	38,143
9/21/97	---	W		26-22	51,110
11/9/97	---	W	@	37-31	64,616
10/25/98	---	W	@	27-20	58,512
12/13/98	---	W		38-17	62,690
10/17/99	---	L	@	10-13	59,432
12/12/99	---	L		16-19	66,318
9/24/00	---	W	@	20-12	47,233
11/05/00	---	W		17-15	59,884
12/02/01	---	*W		13-10	55,466
12/30/01	---	W	@	25-22	51,412

* Overtime

+ at Husky Stadium

Points: Seattle 953 (20.7)
San Diego 944 (20.5)

Franchise transferred from Oakland to Los Angeles in 1982. Transferred back to Oakland in 1995.

* Overtime

Points: Oakland 1086 (22.6)
Seattle 1022 (21.3)

AFC EAST (0-0)

BUFFALO BILLS (6-3)

10/30/77	—	W	56-17	61,180
10/14/84	—	W	31-28	59,034
11/6/88	—	L	3-13	61,074
12/4/89	—	W	17-16	57,682
10/15/95	—	L	@ 21-27	74,362
12/1/96	—	W	26-18	41,373
10/24/99	—	W	26-16	66,301
12/23/00	---	L	23-42	61,025
11/18/01	---	W	@ 23-20	60,836

Points: Seattle 226 (25.1)
Buffalo 197 (21.9)

MIAMI DOLPHINS (2-6)

10/23/77	—	L	@ 13-31	29,855
9/9/79	—	L	@ 10-19	56,233
10/4/87	—	W	24-20	19,448
12/16/90	—	L	@ 17-24	57,851
9/27/92	—	L	17-19	59,374
10/6/96	—	W	@ 22-15	59,539
9/03/00	---	L	@ 0-23	72,949
10/28/01	---	L	20-24	59,108

Moved from the Orange Bowl into Joe Robbie Stadium in 1987.

Points: Miami 175 (21.9)
Seattle 123 (15.4)

NEW ENGLAND PATRIOTS (7-6)

10/9/77	—	L	@ 0-31	45,929
9/21/80	—	L	31-37	61,035
12/19/82	—	L	0-16	53,457
12/18/83	—	W	24-6	59,688
9/16/84	—	L	@ 23-38	43,140
11/17/85	—	L	13-20	60,345
9/21/86	—	W	@ 38-31	58,977
12/4/88	—	L	@ 7-13	59,068
9/24/89	—	W	@ 24-3	48,025
10/7/90	—	W	@ 33-20	39,735
9/20/92	—	W	@ 10-6	42,327
9/19/93	—	W	@ 17-14	50,392
10/24/93	—	W	10-9	56,526

Points: New England 244 (18.8),
Seattle 230 (17.7)

NEW YORK JETS (8-7)

11/13/77	—	W	@ 17-0	43,973
9/17/78	—	W	@ 24-17	46,911
11/26/79	—	W	30-7	59,977
10/19/80	—	W	@ 27-17	52,496
10/25/81	—	W	@ 19-3	49,678
12/6/81	—	W	27-23	53,105
9/11/83	—	W	@ 17-10	50,066
10/27/85	—	L	@ 14-17	69,320
11/28/86	—	L	7-38	62,497
11/9/87	—	L	@ 14-30	60,452
9/8/91	—	W	20-13	56,770
11/26/95	—	L	10-16	41,160
8/31/97	—	L	3-41	53,893
12/6/98	—	L	@ 31-32	72,200
1/2/00	—	L	@ 9-19	78,154

Moved from Shea Stadium into Giants Stadium in 1984.

Points: New York 283 (18.7)
Seattle 269 (17.9)

AFC NORTH (0-0)

BALTIMORE RAVENS (0-1)

12/27/97	—	L	@ 24-31	54,395
----------	---	---	---------	--------

CINCINNATI BENGALS (8-7)

9/25/77	—	L	@ 20-42	45,579
9/6/81	—	L	@ 21-27	41,177
12/26/82	—	L	@ 10-24	55,330
11/18/84	—	W	@ 26-6	50,280
9/8/85	—	W	@ 28-24	51,625
11/16/86	—	L	@ 7-34	54,410
10/11/87	—	L	10-17	31,739
12/10/89	—	W	@ 24-17	54,744
10/1/90	—	W	31-16	60,135
10/6/91	—	W	@ 13-7	60,010
9/6/92	—	L	3-21	57,350
9/26/93	—	W	@ 19-10	46,880
11/06/94	—	*L	17-20	46,630
9/17/95	—	W	24-21	39,492
11/7/99	—	W	37-20	66,303

Points: Cincinnati 306 (20.4)
Seattle 290 (19.3)



Seattle has won five consecutive games versus New England, but haven't played them since 1993.

CLEVELAND BROWNS (10-4)

12/18/77	---	W	20-19	61,583
12/3/78	---	W	47-24	62,262
11/11/79	---	W	@ 29-24	72,440
10/12/80	---	L	3-27	61,366
12/20/81	---	W	42-21	51,435
9/12/82	---	L	7-21	55,907
10/2/83	---	W	@ 24-9	75,446
9/3/84	---	W	33-0	59,540
12/8/85	---	W	31-13	58,477
10/9/88	---	W	@ 16-10	78,605
11/12/89	---	L	7-17	58,978
11/14/93	---	W	22-5	54,622
12/24/94	---	L	@ 9-35	54,180
9/09/01	---	W	@ 9-6	72,318

Franchise suspended in 1996.

Points: Seattle 299 (21.4)

Cleveland 231 (16.5)

PITTSBURGH STEELERS (7-6)

12/4/77	---	L	@ 20-30	45,429
9/10/78	---	L	@ 10-21	48,277
11/8/81	---	W	24-21	59,058
11/28/82	---	W	16-0	55,553
10/23/83	---	L	21-27	61,615
9/7/86	---	W	30-0	61,146
12/6/87	---	L	@ 9-13	48,881
10/20/91	---	W	@ 27-7	54,678
12/6/92	---	L	@ 14-20	47,015
12/26/93	---	W	16-6	51,814
9/25/94	---	W	+ 30-13	59,637
9/27/98	---	L	@ 10-13	58,413
9/26/99	---	W	@ 29-10	57,881

* Overtime

+ at Husky Stadium

Points: Seattle 256 (19.7)

Pittsburgh 181 (13.9)

AFC SOUTH (0-0)**HOUSTON TEXANS (0-0)**

Seattle will play Houston for the first time in 2005, in Seattle.

INDIANAPOLIS COLTS (3-5)

9/18/77	---	L	14-29	58,991
11/12/78	---	L	14-17	61,905
9/29/91	---	W	31-3	56,656
10/2/94	---	L	@ 15-17	49,876
12/4/94	---	L	19-31	39,574
9/14/97	---	W	@ 31-3	49,194
12/20/98	---	W	27-23	58,703
10/15/00	---	L	24-37	63,593

Franchise transferred from Baltimore in 1984.

Points: Seattle 175 (21.9)

Indianapolis 160 (20.0)

JACKSONVILLE JAGUARS (3-1)

11/12/95	---	W	@ 47-30	71,290
12/15/96	---	L	@ 13-20	66,134
11/12/00	---	W	@ 28-21	68,063
10/07/01	---	W	24-15	54,524

Points: Seattle 112 (28.0)

Jacksonville 86 (21.5)

TENNESSEE TITANS (8-4)

11/20/77	---	L	10-22	61,519
10/21/79	---	W	34-14	60,705
10/5/80	---	W	@ 26-7	46,860
10/11/81	---	L	@ 17-35	42,671
9/19/82	---	L	@ 21-23	43,117
11/13/88	---	W	27-24	60,446
12/2/90	---	*W	13-10	57,592
11/7/93	---	L	@ 14-24	50,447
12/11/94	---	W	@ 16-14	31,453
11/3/96	---	W	23-16	36,320
10/5/97	---	W	16-13	49,897
11/29/98	---	W	20-18	59,048

Franchise transferred from Houston in 1997 and changed name from Oilers to Titans in 1999.

* Overtime

Points: Seattle 237 (19.8)

Tennessee 220 (18.3)

RECORD VS. DIVISION (1976-2001)**AFC East (27-27)**Buffalo (6-3)
Indianapolis (3-5)
Miami (2-6)
New England (7-6)
New York Jets (8-7)**AFC Central (35-23)**Baltimore (0-1)
Cleveland (10-4)
Cincinnati (8-7)
Jacksonville (3-1)
Tennessee (8-4)**AFC West (80-110)**Denver (17-32)
Kansas City (17-30)
Oakland (22-26)
San Diego (24-22)**NFC East (13-27)**Arizona (1-5)
Dallas (2-5)
New York Giants (3-6)
Philadelphia (3-5)
Washington (4-6)**NFC Central (21-13)**Chicago (5-2)
Detroit (4-4)
Green Bay (4-4)
Minnesota (4-2)
Tampa Bay (4-1)**NFC West (12-15)**Atlanta (5-2)
Carolina (0-1)
New Orleans (3-4)
St. Louis (2-5)
San Francisco (2-4)

YEARLY RESULTS

YEAR	W	L	T	PCT.	PTS	OPP	FINISH	HOME	ROAD	Div.	AFC	NFC	POST.
1976	2	12	0	.143	229	429	*5th	1-6-0	1-6-0	0-4-0	1-0-0	1-12-0	---
1977	5	9	0	.357	282	373	*4th	3-4-0	2-5-0	1-3-0	4-9-0	1-0-0	---
1978	9	7	0	.563	345	358	3rd	5-3-0	4-4-0	4-4-0	6-6-0	3-1-0	---
1979	9	7	0	.563	378	372	3rd	5-3-0	4-4-0	3-5-0	6-6-0	3-1-0	---
1980	4	12	0	.250	291	408	5th	0-8-0	4-4-0	1-7-0	3-9-0	1-3-0	---
1981	6	10	0	.375	322	388	5th	5-3-0	1-7-0	2-6-0	6-8-0	0-2-0	---
1982	4	5	0	.444	127	147	+10th	3-2-0	1-3-0	2-1-0	3-5-0	1-0-0	---
1983	9	7	0	.563	403	397	2nd	5-3-0	4-4-0	5-3-0	8-4-0	1-3-0	2-1-0
1984	12	4	0	.750	418	282	2nd	7-1-0	5-3-0	6-2-0	8-4-0	4-0-0	1-1-0
1985	8	8	0	.500	349	303	3rd	5-3-0	3-5-0	4-4-0	6-6-0	2-2-0	---
1986	10	6	0	.625	366	293	3rd	7-1-0	3-5-0	5-3-0	7-5-0	3-1-0	---
1987	9	6	0	.600	371	314	^2nd	6-2-0	3-4-0	4-3-0	5-6-0	4-0-0	0-1-0
1988	9	7	0	.563	339	329	1st	5-3-0	4-4-0	6-2-0	8-4-0	1-3-0	0-1-0
1989	7	9	0	.438	241	327	4th	3-5-0	4-4-0	4-4-0	7-5-0	0-4-0	---
1990	9	7	0	.563	306	286	3rd	5-3-0	4-4-0	4-4-0	7-5-0	2-2-0	---
1991	7	9	0	.438	276	261	4th	5-3-0	2-6-0	2-6-0	6-6-0	1-3-0	---
1992	2	14	0	.125	140	312	5th	1-7-0	1-7-0	1-7-0	2-10-0	0-4-0	---
1993	6	10	0	.375	280	314	5th	4-4-0	2-6-0	1-7-0	6-8-0	0-2-0	---
1994	6	10	0	.375	287	323	5th	3-5-0	2-6-0	2-6-0	4-10-0	2-0-0	---
1995	8	8	0	.500	363	366	3rd	5-3-0	3-5-0	3-5-0	5-7-0	3-1-0	---
1996	7	9	0	.438	317	376	5th	4-4-0	3-5-0	2-6-0	5-7-0	2-2-0	---
1997	8	8	0	.500	365	362	3rd	4-4-0	4-4-0	4-4-0	6-6-0	2-2-0	---
1998	8	8	0	.500	372	310	3rd	6-2-0	2-6-0	3-5-0	5-7-0	3-1-0	---
1999	9	7	0	.563	338	298	1st	5-3-0	4-4-0	4-4-0	7-5-0	2-2-0	0-1-0
2000	6	10	0	.375	320	405	4th	3-5-0	3-5-0	3-5-0	4-8-0	2-2-0	---
2001	9	7	0	.563	301	324	2nd	6-2-0	3-5	5-3-0	8-4-0	1-3-0	---
	188	216	0	.465	8,126	8,657		111-92-0	77-124-0	81-113-0	143-160-0	45-48-0	3-5-0

*Seahawks were placed in the NFC West for scheduling purposes in 1976 and played every NFC team and the Tampa Bay Buccaneers. In 1977, Seattle was in the AFC West and played every AFC team and Tampa Bay.

+Conference finish. Scheduled shortened to 9 games because of players' strike.

^Schedule shortened to 15 games because of players' strike. Game 2 (at San Diego) was cancelled and games 3-5 were played with replacement players.



Seattle's first playoff appearance was in 1983, but lost in the second round to the Miami Dolphins.

VERSUS THE NFL

	REGULAR SEASON				POST-SEASON	PRE-SEASON
	TOTAL	HOME	ROAD	OT		
* Arizona	1-5	1-3	0-2	0-2	0-0	9-5
Arizona	1-3	1-2	0-1	0-2	0-0	7-2
St. Louis	0-2	0-1	0-1	0-0	0-0	2-2
^ Atlanta	5-2	2-1	3-1	0-0	0-0	2-0
^ Baltimore	0-1	0-0	0-1	0-0	0-0	0-0
Buffalo	6-3	5-2	1-1	0-0	0-0	2-0
Carolina	0-1	0-0	0-1	0-0	0-0	0-0
Chicago	5-2	2-1	3-1	0-0	0-0	1-1
Cincinnati	8-7	3-3	5-4	0-1	0-1	1-0
Cleveland	10-4	6-3	4-1	0-0	0-0	0-0
Dallas	2-5	1-2	1-3	0-0	0-0	3-0
Denver	17-32	13-12	4-20	1-5	1-0	0-4
Detroit	4-4	3-2	1-2	0-0	0-0	5-2
+ Green Bay	4-4	1-1	3-3	0-0	0-0	1-0
# Indianapolis	3-5	2-4	1-1	0-0	0-0	7-7
Indianapolis	3-3	2-2	1-1	0-0	0-0	1-0
Baltimore	0-2	0-2	0-0	0-0	0-0	6-7
Jacksonville	3-1	1-0	2-1	0-0	0-0	1-0
Kansas City	17-30	12-11	5-19	1-1	0-0	0-0
Miami	2-6	1-2	1-4	0-0	1-2	0-1
Minnesota	4-2	3-1	1-1	0-0	0-0	4-4
New England	7-6	2-3	5-3	0-0	0-0	1-1
New Orleans	3-4	2-2	1-2	0-1	0-0	2-0
N.Y. Giants	3-6	2-2	1-4	0-0	0-0	0-0
N.Y. Jets	8-7	3-3	5-4	0-0	0-0	0-0
@ Oakland	22-26	13-10	9-16	0-1	1-1	3-2
Oakland	11-13	7-4	4-9	0-0	0-0	3-2
Los Angeles	11-13	6-6	5-7	0-1	1-1	0-0
Philadelphia	3-5	2-3	1-2	0-1	0-0	0-0
Pittsburgh	7-6	5-1	2-5	0-0	0-0	0-0
% St. Louis	2-5	1-3	1-2	0-0	0-0	2-6
St. Louis	1-1	0-1	1-0	0-0	0-0	0-0
Los Angeles	1-4	1-2	0-2	0-0	0-0	2-6
San Diego	24-22	15-9	9-13	2-0	0-0	2-1
San Francisco	2-4	1-3	1-1	0-0	0-0	13-15
Tampa Bay	4-1	2-1	2-0	0-0	0-0	3-0
= Tennessee	8-4	6-1	2-3	1-0	0-1	1-0
Tennessee	2-0	2-0	0-0	0-0	0-0	0-0
Houston	6-4	4-1	2-3	1-0	0-1	1-0
Washington	4-6	1-3	3-3	0-0	0-0	0-0
TOTALS	188-216	111-92	77-124	5-12	3-5	63-49

* Includes 2 games while franchise was located in St. Louis (0-2)

^ Relocated from Cleveland in 1996. All records remain in Cleveland.

+ Includes 5 games at Milwaukee's County Stadium (3-2)

Includes 2 games while franchise was located in Baltimore (0-2)

@ Includes 25 games (11-14) while franchise was located in Los Angeles

% Includes 5 games while franchise was located in Los Angeles (1-4)

= Includes 10 games while franchise was located in Houston (6-4)

OVERTIME GAMES

OVERTIME RESULTS (4-12)

10/29/78	L	17-20	Denver Broncos	62,948
11/27/83	W	51-48	Kansas City Chiefs	56,795
10/20/85	L	10-13	at Denver Broncos	74,899
10/22/89	L	21-24	Denver Broncos	62,353
09/23/90	L	31-34	at Denver Broncos	75,290
11/25/90	W	13-10	at San Diego Chargers	50,097
12/02/90	W	13-10	Houston Oilers	57,592
10/13/91	L	20-23	Los Angeles Raiders	61,974
11/30/92	W	16-13	Denver Broncos	51,612
12/13/92	L	17-20	Philadelphia Eagles	47,492
12/19/93	L	27-30	Phoenix Cardinals	45,737
11/06/94	L	17-20	Cincinnati Bengals	46,630
10/29/95	L	14-20	at Arizona Cardinals	39,600
09/28/97	L	17-20	at Kansas City Chiefs	77,877
11/16/97	L	17-20	at New Orleans Saints	50,493
12/19/99	L	30-36	at Denver Broncos	65,987
12/02/01	W	13-10	San Diego	55,466

Denver 20, at Seattle 17 — Sunday, October 29, 1978

The Broncos Jim Turner kicked a second-chance 18-yard field goal 12:59 into overtime for the win. Turner missed an 18-yarder the play before but the Seahawks were penalized for 12 men on the field. Denver's Steve Foley intercepted a pass at the Seattle 36 to set up the drive. The Broncos had three possessions in the overtime and Seattle two.

at Seattle 51, Kansas City 48 — Sunday, November 27, 1983

Norm Johnson's third 42-yard field goal of the day, with 1:46 gone, gave the Seahawks the win in the highest-scoring game in Seattle history and the third-highest in NFL history. Seattle had the only possession in overtime, driving 24 yards in four plays. Zachary Dixon's 47-yard kickoff return to the Chiefs 48 started the drive, which featured four Curt Warner runs to the Kansas City 24 before Johnson kicked his field goal on third down. Warner set team records with 32 rushes, 207 rushing yards, and scored three touchdowns. Johnson had tied the game with two seconds left in regulation with a 42-yarder.

at Denver 13, Seattle 10 — Sunday, October 20, 1985

Rich Karlis booted a 24-yard field goal 9:19 into overtime for the win. Each team had three possessions, with the first two ending in punts. Seattle's third drive ended in Daniel Hunter's interception and 20-yard return to the Seahawks 15. Karlis booted his field goal four plays later.

Denver 24, at Seattle 21 — Sunday, October 22, 1989

David Treadwell kicked a 27-yard field goal 7:46 into overtime. Seattle won the toss and drove to the Broncos 22 where Norm Johnson's 40-yard field goal was wide left. After a Denver punt, Denver's Dennis Smith intercepted a Dave Krieg pass and returned it 28 yards to the Seattle 10, where Treadwell kicked a field goal on the next play.

at Denver 34, Seattle 31 — Sunday, September 23, 1990

David Treadwell's 25-yard field goal 9:14 into overtime capped Denver's first overtime possession. Seattle won the toss and drove to the Denver 26 where Johnson's 44-yard field goal was wide right. The Broncos then moved from their own 26 to the Seattle 8 setting up the kick.

Seattle 13, at San Diego 10 — Sunday, November 25, 1990

Norm Johnson's 40-yard field goal came 3:01 into overtime and was set up by Rufus Porter's recovery of a Nesby Glasgow forced fumble at the Chargers 23.

at Seattle 13, Houston 10 — Sunday, December 2, 1990

De ja vu. Norm Johnson's 42-yard field goal 4:25 into overtime was set up by David Wyman's recovery of a Tony Woods forced fumble at the Houston 27.

L.A. Raiders 23, at Seattle 20 — Sunday, October 13, 1991

Jeff Jaeger's 37-yard field goal 6:37 into overtime was the winner. After both team's punted on their first possession, Los Angeles' Ronnie Lott intercepted Jeff Kemp at the Seattle 19 and Jaeger kicked the game-winner on the next play.

at Seattle 16, Denver 13 — Sunday, November 30, 1992

John Kasay redeemed himself with a 32-yard field goal 11:10 into overtime as Seattle snapped an eight-game losing streak. Kasay had missed a 33-yarder on Seattle's second overtime possession. Denver had three possessions and Seattle four. The Seahawks special teams and defense set up the game-winning drive by downing a punt at the Denver 4 and holding the Broncos to no yards on three plays. Seattle drove 24 yards in four plays for the winner.

Philadelphia 20, at Seattle 17 — Sunday, December 13, 1992

Roger Ruzek's 44-yard field goal as the gun sounded ended the longest game in Seattle history (75:00). The Eagles gained 101 yards and controlled the ball for 10:02 on three overtime possessions, while holding the Seahawks to 20 yards on two.

Phoenix 30, at Seattle 27 — Sunday, December 19, 1993

Greg Davis kicked a club record and personal best 55-yard field goal on the last play of regulation and added a 41-yarder on the Cardinals only overtime possession for the win. Davis' 55-yard kick capped a 27-yard, 7-play drive after Seattle took a 27-24 lead on Rick Mirer's one-yard run with 1:22 left. Steve Beuerlein hit 5-of-6 passes on Phoenix's 57-yard, 13-play game-winning drive. It was the only possession in overtime by either team.

Cincinnati 20, at Seattle 17 — Sunday, November 6, 1994

Doug Pelfrey kicked his Cincinnati record sixth field goal of the game, a 26-yarder, 8:14 into overtime to give the winless Bengals (0-8) their first victory of the season. Pelfrey's kick came one play after quarterback Jeff Blake connected on a 76-yard pass to Darnay Scott to the Seattle 7. Each team had two possessions in the overtime. The game marked the Seahawks first game in the Kingdome, which had been undergoing ceiling tile repairs since mid-July.

at Arizona 20, Seattle 14 — Sunday, October 29, 1995

Lorenzo Lynch returned a deflected pass 72 yards for a touchdown with 3:33 left in overtime. His return ended a game that had a combined 11 turnovers, seven by Seattle, including a team record eight fumbles. Each team had chances to win late, but Seattle lost a fumble into the Cardinals end zone and had a field goal blocked while Arizona had a field goal blocked. After the block, the Seahawks moved to the Cardinals 33 where a second-and-six pass was deflected into Lynch's hand.

at Kansas City 20, Seattle 17 — Sunday, September 28, 1997

Pete Stoyanovich's 41-yard field goal with 1:56 left in overtime gave the Chiefs the win. Safety James Woods picked off a Seahawks pass and return it to midfield setting up the Chiefs game-winning drive. Marcus Allen, who'd scored two touchdowns, ran four times for eight yards on the drive, including a two-yard drive on a third-and-one play. Each team had two possessions in overtime.

at New Orleans 20, Seattle 17 — Sunday, November 16, 1997

Doug Brien's 48-yard field goal one play after Winfred Tubbs' interception gave the Saints the win 17 seconds into overtime. Tubbs picked off his pass on Seattle's first play and returned it to the Seahawks 20 setting up Brien. Both teams had chances to win late in regulation after Seattle had tied the game with 1:40 left. New Orleans drove to the Seahawks 29 with 51 seconds left, but lost a fumble. Seattle then moved to the Saints 27, but missed a 45-yard field goal with 19 seconds left.

at Denver 36, Seattle 30 — Sunday, December 19, 1999

After falling behind 30-20, with 1:47 remaining, the Seahawks scored on a Jon Kitna to Derrick Mayes pass play with :54 left. Trailing by three points, the Seahawks' Kerry Joseph recovered an onside kick and Todd Peterson booted a 45-yard field goal to send the game into overtime. The Seahawks defense forced a punt on the first possession of overtime, but a sack and fumble was returned by Broncos' linebacker Glenn Cadrez 37 yards for the winning score.

Seattle 13, San Diego 10 — Sunday, December 2, 2001

Rian Lindell's 24-yard field goal on the first overtime series clinched the win for Seattle. Lindell made up for a 43-yard field goal attempt toward the end of regulation that sailed wide right. Shaun Alexander rushed for 29 of his 87 yards in the period setting up the game-winning field goal.

PLAYOFF GAMES

AFC WILD CARD PLAYOFFS

Seattle Seahawks 31, Denver Broncos 7
Saturday, December 24, 1983 — Kingdome

Dave Krieg threw three touchdown passes to lead the Seahawks to a win in the first playoff game in their history. Krieg, who completed 12-of-13 passes, increased a 10-7 Seahawks halftime lead with touchdown passes on Seattle's first two second half possessions. Seattle scored on the game's opening drive on a Krieg touchdown pass. After a Denver touchdown, Seattle took the lead for good with a field goal. Krieg then opened the second half by throwing two touchdown passes. Seattle recorded three takeaways, all deep in Seahawks territory. Of Denver's 360 total yards, 140 were gained on their last two drives. Steve DeBerg, who was activated two days before the game after missing nine games with a shoulder injury, was 14-of-19 for 131 yards, before being replaced midway through the fourth quarter by rookie John Elway. Both teams had 9-7 records in the regular season with Seattle gaining the home field advantage by virtue of their win on the season's last week and Denver's loss at Kansas City.

Denver		7	0	0	0	—	7
Seattle		7	3	7	14	—	31
SEA 1	4:42	0-7	Largent 17 pass Krieg (N. Johnson kick) [8-62, 4:33]				
DEN 1	11:22	7-7	Myles 13 pass DeBerg (Karlis kick) [9-76, 4:08]				
SEA 2	5:35	7-10	N. Johnson 37 FG [9-32, 4:33]				
SEA 3	7:02	7-17	Metzelaars 5 pass Krieg (N. Johnson kick) [5-73, 3:19]				
SEA 4	0:04	7-24	Johns 18 pass Krieg (N. Johnson kick) [9-61, 4:17]				
SEA 4	5:26	7-31	Hughes 2 run (N. Johnson kick) [9-64, 4:43]				
Att.	—	60,752					

STARTERS

OFFENSE

TE	- Metzelaars
LT	- Essink
LG	- Bailey
C	- Bush
RG	- Pratt
RT	- August
TE	- Young
WR	- Largent
QB	- Krieg
RB	- Warner
FB	- C.Bryant
K	- N.Johnson

DEFENSE

LE	- Green
NT	- Nash
RE	- J.Bryant
LOLB	- Scholtz
LILB	- Norman
RILB	- Butler
ROLB	- Gaines
LCB	- Justin
RCB	- Brown
SS	- Easley
FS	- Harris
P	- West

INDIVIDUAL STATISTICS

RUSHING

Denver	Att	Yds	LG	TD	Total First Downs
Winder	16	59	35	0	Rush/Pass/Penalty
Poole	7	25	7	0	Third Down Eff.
TOTAL	33	125	35	0	Fourth Down Eff.

PASSING

Denver	A	C	Yds	TD	I	Net Yards Passing
DeBerg	19	14	131	1	1	Times Sacked/Yards Lost
Elway	15	10	123	0	1	Pass Atts-Comps-Ints
TOTAL	34	24	254	1	2	Avg. Gain Per Pass Play

PASS RECEIVING

Denver	No	Yds	LG	TD	Time Of Possession
Myles	7	73	18	1	Touchdowns
Watson	4	51	22	0	Rush/Pass/Return
Poole	4	17	8	0	Extra Points Made-Atts
Simpson	3	52	31	0	Field Goals Made-Att
TOTAL	24	254	31	1	

TEAM STATISTICS

	Denver	Seattle
	21	17
	5/14/2	8/9/0
	9/17 52.9%	5/10 50.0%
	1/2 50.0%	1/1 100.0%
	360	324
	69	53
	5.2	6.1
	125	145
	33	38
	3.8	3.8
	235	179
	2-19	2-21
	34-24-2	13-12-0
	6.5	11.9
	4-47.8	3-41.7
	0	0
	5-35	3-34
	128	146
	1-1	1-0
	1	4
	0/1/0	1/3/0
	1-1	4-4
	0-0	1-1
	30:57	29:03

DEFENSE

Denver — Tackles: Ryan 7. **Sacks:** Manor 1.0, Woodard 1.0. **Interceptions:** None. **Forced Fumbles:** None. **Fumble Recoveries:** None.
Seattle — Tackles: Easley 11. **Sacks:** Clancy 1.0, Easley 1.0. **Interceptions:** G. Johnson 1, Justin 1. **Forced Fumbles:** Robinson 1. **Fumble Recoveries:** Moyer 1.

AFC DIVISIONAL PLAYOFFS

Seattle Seahawks 27, Miami Dolphins 20

Saturday, December 31, 1983 — Orange Bowl

Seattle scored 10 points in a 33 second span late in the fourth quarter to upset the highly favored and defending AFC Champion Dolphins at home. Trailing 20-17 with 3:43 left, Dave Krieg connected twice with Steve Largent for 16 and 40 yards to put the ball at the Dolphins two where Curt Warner scored. Sam Merriman recovered a Fulton Walker fumble on the ensuing kickoff to set up Norm Johnson's field goal. When Walker fumble the kickoff again, Seattle recovered and ran out the clock. Miami scored first, but missed the point after allowing Seattle to take a 7-6 lead on Krieg's pass to Cullen Bryant. Zachary Dixon set the score up with a 59-yard kickoff return. Dan Marino's second touchdown pass of the first half gave the Dolphins a 13-7 halftime lead. Seattle regained the lead on Warner's one yard run which was set up by John Harris' fumble recovery. Johnson then added a field goal for a 17-13 lead after Kerry Justin's interception. Krieg was intercepted off with 4:34 left setting up the Dolphins go-ahead touchdown before rebounding with his completions to Largent, who had been held without a reception. The Seattle defense forced five turnovers 70 set up 13 points. Dave Brown had 10 tackles and Keith Butler nine for Seattle. Harris had four tackles, an interception and a fumble recovery. Miami entered the game 12-4 and winners of the AFC East, while Seattle qualified as a wild card with a 9-7 mark.

Seattle	0	7	7	13	—	27
Miami	0	13	0	7	—	20
MIA 2	2:23	0-6	D. Johnson 19 pass Marino (kick blocked) [12-80, 5:44]			
SEA 2	5:41	7-6	C. Bryant 6 pass Krieg (N. Johnson kick) [6-38, 3:16]			
MIA 2	9:17	7-13	Duper 32 pass Marino (von Schamann kick) [7-74, 3:36]			
SEA 3	8:34	14-13	Warner 1 run (N. Johnson kick) [8-55, 3:53]			
SEA 4	4:18	17-13	N. Johnson 27 FG [9-40, 4:18]			
MIA 4	11:17	17-20	Bennett 2 run (von Schamann kick) [3-16, 0:51]			
SEA 4	13:12	24-20	Warner 2 run (N. Johnson kick) [5-66, 1:55]			
SEA 4	13:34	27-20	N. Johnson 37 FG [4-8, 0:24]			
Att.	—	71,032				

STARTERS

OFFENSE

TE	- Metzelaars
LT	- Essink
LG	- Bailey
C	- Bush
RG	- Pratt
RT	- August
TE	- Young
WR	- Largent
QB	- Krieg
RB	- Warner
FB	- C. Bryant
K	- N. Johnson

DEFENSE

LE	- Green
NT	- Nash
RE	- J. Bryant
LOLB	- Scholtz
LILB	- Robinson
RILB	- Butler
ROLB	- Gaines
LCB	- Justin
RCB	- Brown
SS	- Easley
FS	- Harris
P	- West

INDIVIDUAL STATISTICS

RUSHING

Seattle	Att	Yds	LG	TD
Warner	29	113	11	2
Bryant	5	22	6	0
TOTAL	42	151	12	2

Miami	Att	Yds	LG	TD
Nathan	8	19	9	0
Franklin	6	28	9	0
TOTAL	30	128	10	1

PASSING

Seattle	A	C	Yds	TD	I
Krieg	28	15	192	1	1
Zorn	1	0	0	0	0
TOTAL	29	15	192	1	1

Miami	A	C	Yds	TD	I
Marino	25	15	193	2	2
Clayton	1	0	0	0	0
TOTAL	26	15	193	2	2

PASS RECEIVING

Seattle	No	Yds	LG	TD
Warner	5	38	10	0
Johns	4	60	28	0
Largent	2	56	40	0
Doornink	2	26	16	0
C. Bryant	2	12	6	1
TOTAL	15	192	40	1

Miami	No	Yds	LG	TD
Duper	9	117	32	1
D. Johnson	2	29	19	1
Moore	2	26	13	0
TOTAL	15	193	32	2

TEAM STATISTICS

	Seattle	Miami
Total First Downs	21	21
Rush/Pass/Penalty	122/9/0	9/11/1
Third Down Eff.	8/17 47.1%	6/10 60.0%
Fourth Down Eff.	1/1 100.0%	0/0 0.0%
Total Net Yards	334	321
Total Off. Plays	72	56
Avg. Per Play	4.6	5.7
Net Yards Rushing	151	128
Total Rushing Plays	42	30
Avg. Gain Per Rush	3.6	4.3
Net Yards Passing	192	193
Times Sacked/Yards Lost	1/9	0/0
Pass Atts-Comps-Ints	29-15-1	26-15-2
Avg. Gain Per Pass Play	6.1	7.4
Punts-No. And Avg.	4-38.0	4-35.5
Had Blocked	0	0
Penalties-No. And Yards	2-15	5-30
Return Yardage	130	154
Fumbles-No. And Lost	0-0	3-3
Touchdowns	3	3
Rush/Pass/Return	2/1/0	1/2/0
Extra Points Made-Atts	3/3	3/3
Field Goals Made-Att	2-3	0-0
Time Of Possession	34:58	25:02

DEFENSE

Seattle — Tackles: Brown 10, Sacks: None, Interceptions: Harris 1, Justin 1. **Forced Fumbles:** Doornink 1, Gaines 1. **Fumble Recoveries:** Doornink 1, Harris 1, Merriman 1.

Miami — Tackles: Baumhower 13, Sacks: Baumhower 1.0, Interceptions: Small 1. **Forced Fumbles:** None. **Fumble Recoveries:** None.

AFC CHAMPIONSHIP GAME
Los Angeles Raiders 30, Seattle Seahawks 14
Sunday, January 8, 1984 — Memorial Coliseum

The Raiders stopped the Seahawks dream of a trip to the Super Bowl with a convincing 30-14 win in Seattle's first appearance in the AFC Championship Game. The Raiders, who compiled an AFC-best 12-4 record during the regular season, jumped to a 27-0 lead and were never threatened. Frank Hawkins rushed for a pair of touchdowns and Chris Bahr had two field goals in the first half, which saw Los Angeles score 17 points in the last 4:17 of the second quarter. Key was a 49-yard Malcolm Barnwell pass reception setting up a touchdown and a Mike Davis interception which led to a Bahr field goal. The Raiders held a 226-16 yard advantage at halftime, including holding Seattle to a -9 yards passing. The Raiders had run 36 plays to Seattle's 23. Marcus Allen extended the Raiders lead to 27-7 with a third quarter touchdown reception. The Seahawks scored two late touchdowns sandwiched around another Bahr field goal for the final margin. Los Angeles controlled the ball for 37:06 and out-gained Seattle 401 yards to 167. Seattle suffered five interceptions and allowed four sacks. Allen accounted for 216 total yards from scrimmage, rushing for 154 and catching seven passes for 62. The Raiders were playing in their 11th AFL/AFC title game and won for the fourth time to earn a berth in Super Bowl XVIII. Los Angeles went on to defeat the defending world champion Washington Redskins, 38-9, in the Super Bowl.

Seattle	0	0	7	7	—	14
Los Angeles	3	17	7	3	—	30
LA 1	6:13	0-3	Bahr 20 FG [6-23, 2:43]			
LA 2	10:43	0-10	Hawkins 1 run (Bahr kick) [9-61, 4:40]			
LA 2	13:54	0-17	Hawkins 5 run (Bahr kick) [4-60, 1:26]			
LA 2	14:57	0-20	Bahr 45 FG [5-33, 0:38]			
LA 3	8:11	0-27	Allen 3 pass Plunkett (Bahr kick) [2-46, 1:09]			
SEA 3	10:59	7-27	Doomink 11 pass Zorn (N. Johnson kick) [10-74, 4:01]			
LA 4	11:03	7-30	Bahr 35 FG [7-19, 3:49]			
SEA 4	13:44	14-30	Young 9 pass Zorn (N. Johnson kick) [9-71, 2:41]			
Att.	—	88,734				

STARTERS

OFFENSE

TE	- Metzelaars
LT	- Essink
LG	- Bailey
C	- Bush
RG	- Pratt
RT	- August
TE	- Young
WR	- Largent
QB	- Krieg
RB	- Warner
FB	- C.Bryant
K	- N.Johnson

DEFENSE

LE	- Green
NT	- Nash
RE	- J.Bryant
LOLB	- Scholtz
LILB	- Robinson
RILB	- Butler
ROLB	- Gaines
LCB	- Justin
RCB	- Brown
SS	- Easley
FS	- Harris
P	- West

INDIVIDUAL STATISTICS

RUSHING

Seattle	Att	Yds	LG	TD
Warner	11	26	7	0
Hughes	3	14	8	0
TOTAL	18	65	10	0

Los Angeles	Att	Yds	LG	TD
Allen	25	154	43	0
Hawkins	10	24	8	2
Plunkett	7	26	10	0
TOTAL	46	205	43	2

PASSING

Seattle	A	C	Yds	TD	I
Krieg	9	3	12	0	3
Zorn	27	14	134	2	2
TOTAL	36	17	146	2	5

Los Angeles	A	C	Yds	TD	I
Plunkett	24	17	214	1	2
TOTAL	24	17	214	1	2

PASS RECEIVING

Seattle	No	Yds	LG	TD
Doomink	6	48	12	1
Johns	5	49	14	0
Largent	2	25	14	0
Warner	2	10	12	0
TOTAL	17	146	14	2

Los Angeles	No	Yds	LG	TD
Allen	7	62	16	1
Barnwell	5	116	49	0
Christensen	3	14	6	0
Branch	2	22	11	0
TOTAL	17	214	49	1

TEAM STATISTICS

	Seattle	Los Angeles
Total First Downs	16	21
Rush/Pass/Penalty	4/10/2	10/11/0
Third Down Eff.	2/12 16.7%	9/16 56.3%
Fourth Down Eff.	1/2 50.0%	0/1 0.0%
Total Net Yards	167	401
Total Off. Plays	58	72
Avg. Per Play	2.9	5.6
Net Yards Rushing	65	205
Total Rushing Plays	18	46
Avg. Gain Per Rush	2.9	5.6
Net Yards Passing	102	196
Times Sacked/Yards Lost	4/44	2/18
Pass Atts-Comps-Ints	37/17-5	24-17-2
Avg. Gain Per Pass Play	2.6	7.5
Punts-No. And Avg.	5-32.0	2-34.0
Penalties-No. And Yards	2-20	7-53
Return Yardage	144	100
Fumbles-No. And Lost	1-0	3-2
Touchdowns	2	3
Rush/Pass/Return	0/2/0	2/1/0
Extra Points Made-Atts	2/2	3/3
Field Goals Made-Att	0-0	3-3
Time Of Possession	22:54	37:06

DEFENSE

Seattle — Tackles: Nash 11, Butler 10. **Sacks:** Dufek 1.0, Gaines 1.0. **Interceptions:** G.Johnson 1, Scholtz 1. **Forced Fumbles:** Green 1, Scholtz 1. **Fumble Recoveries:** Bryant 2.

Los Angeles — Tackles: Squire 7. **Sacks:** Townsend 2.0, Martin 1.0. **Pickel** 1.0. **Interceptions:** M.Davis 2, Hayes 1, McElroy 1, Millen 1. **Forced Fumbles:** Millen 1. **Fumble Recoveries:** None.

AFC WILD CARD PLAYOFFS
Seattle Seahawks 13, Los Angeles Raiders 7
Sunday, December 22, 1984 — Kingdome

Dan Doornink rushed for a career-high 123 yards to help the Seahawks eliminate the defending Super Bowl champion Raiders. Seattle took a 7-0 lead into halftime on Dave Krieg's 26-yard second quarter touchdown pass to Daryl Turner. Seattle rushed for 34 yards on the 93-yard drive, which was keyed by a 23-yard pass interference penalty on Los Angeles' Lester Hayes putting the ball at the Raiders 33. Doornink contributed 18 yards on a third quarter drive to Norm Johnson's 35-yard field goal. That drive was set up by Keith Simpson's recovery of a Bruce Scholtz forced fumble at the Raiders 38. Johnson upped the lead to 13-0 with a 44-yard fourth quarter field goal. The Raiders broke into the scoring column on Jim Plunkett's 46-yard touchdown pass to Marcus Allen with 5:05 left. Seattle ran the clock down to 45 seconds on their next drive behind the running of Doornink, who carried four times for 13 yards, including a five-yard run on a third-and-two. He also contributed a 14-yard reception. The Raiders last drive ended with Kenny Easley's interception with four seconds left. Doornink, a seven-year veteran, had started only three times in the regular season and rushed for 215 yards. He contributed 82 of his total in the second half. The Seattle defense limited Los Angeles to 240 total yards, recorded six sacks, and forced three turnovers. Jacob Green had 2.5 of the sacks. Keith Butler had nine tackles, including a sack. Bill Pickel had 15 tackles and Vann McElroy 11 for the Raiders. Seattle played the game without starting left tackle Ron Essink (flu) and started Sid Abramowitz, who had one career start, in his place. Seattle's reliance on the run caused the Raiders to switch to a 4-4 defense for most of the second half, removing Hayes for an extra linebacker.

Los Angeles	0	0	0	7	—	7
Seattle	0	7	3	3	—	13
SEA 2	10:41	0-7	Turner 26 pass Krieg (Johnson kick) [9-93, 5:05]			
SEA 3	13:31	0-10	Johnson 35 FG [7-21, 2:33]			
SEA 4	4:10	0-13	Johnson 44 FG [5-23, 2:27]			
LA 4	9:55	7-13	Allen 46 pass Plunkett (Bahr kick) [7-78, 1:17]			
Att.	—	62,049				

STARTERS

OFFENSE

TE	- Tice
LT	- Abramowitz
LG	- Bailey
C	- Bush
RG	- Pratt
RT	- Cryder
TE	- Young
WR	- Largent
QB	- Krieg
RB	- Doornink
FB	- Hughes
K	- N.Johnson

DEFENSE

LE	- Green
NT	- Nash
RE	- J.Bryant
LOLB	- Scholtz
LILB	- Robinson
RILB	- Butler
ROLB	- Gaines
LCB	- Simpson
RCB	- Brown
SS	- Easley
FS	- Harris
P	- West

INDIVIDUAL STATISTICS

TEAM STATISTICS

RUSHING

Los Angeles	Att	Yds	LG	TD	Total First Downs
Allen	17	61	15	0	Rush/Pass/Penalty
Hawkins	6	34	11	0	Third Down Eff.
TOTAL	25	105	15	0	Fourth Down Eff.

PASSING

Los Angeles	A	C	Yds	TD	I	Total Net Yards
Plunkett	27	14	184	1	2	Total Off. Plays
TOTAL	27	14	184	1	2	Avg. Per Play

PASS RECEIVING

Los Angeles	No	Yds	LG	TD	Total Net Yards
Allen	5	90	46	1	Total Off. Plays
Hawkins	6	27	12	0	Avg. Per Play
Barnwell	3	34	18	0	Net Yards Rushing
2 players with	1				Total Rushing Plays
TOTAL	25	105	15	1	Avg. Gain Per Rush

Los Angeles

5/8/1
4/13 30.8%
0/0 0.0%
240
58
4.1
105
25
4.2
135
6/49
27-14-2
4.1
8-41.9
8-68
33
2-1
1
0/1/0
1/1
0-0
25:41

Seattle

12/4/1
2/13 15.4%
0/0 0.0%
248
61
4.1
202
51
4.1
46
2/24
10-4-0
3.8
8-37.8
7-55
111
0-0
1
0/1/0
1/1
2-2
34:19

DEFENSE

Los Angeles — Tackles: McElroy 11. **Sacks:** Alzado 2.0. **Interceptions:** None. **Forced Fumbles:** None. **Fumble Recoveries:** None.
Seattle — Tackles: Butler 9, Green 9. **Sacks:** Green 2.5, Butler 1.0, Fanning 1.0, Mangiero 1.0, Bryant 0.5. **Interceptions:** Easley 1, Harris 1. **Forced Fumbles:** Butler 1, Scholtz 1. **Fumble Recoveries:** Simpson 1.

PLAYOFF GAMES

AFC DIVISIONAL PLAYOFFS

Miami Dolphins 31, Seattle Seahawks 10

Saturday, December 29, 1984 — Orange Bowl

Dan Marino threw three touchdown passes to lead the Dolphins to a divisional playoff win in the Orange Bowl. Miami, which had the AFC's best regular season record, 14-2, would host the AFC Championship Game. Seattle, which finished the regular season a franchise best 12-4, was eliminated. The win also avenged a 27-20 Seahawks win in the divisional round of the 1983 AFC playoffs. Marino threw two of his scoring passes in the third quarter to break open what had been a 14-10 Miami halftime lead. Marino, who set an NFL record with 48 touchdown passes during the season, was 7-of-8 for 50 yards on the first scoring drive. On the second, he found Mark Clayton two plays after a short punt gave Miami the ball at the Seattle 33. Uwe von Schamann closed out the scoring with a fourth quarter field goal. Miami struck first on their second possession as Tony Nathan scored on a 14-yard run. After Seattle closed to 7-3, Marino found Jimmy Cefalo for a 34-yard touchdown on the Dolphins' next possession, one play after a Seattle interception was nullified by an offsides penalty. Seattle closed to 14-10 on Dave Krieg's 56-yard touchdown pass to Steve Largent with 3:23 left in the half. Miami gained 405 yards as Marino passed for 262. Seattle's John Harris, a Miami native, picked off two passes in the first half. His 32-yard return with the first set up a field goal. He returned the second 13 yards to the Miami 45, but the Dolphins held, forcing a punt.

Seattle		0	10	0	0	—	10
Miami		7	7	14	3	—	31
MIA 1	10:51	0-7	Nathan 14 run (von Schamann kick) [8-68, 4:01]				
SEA 2	1:24	3-7	Johnson 27 FG [7-29, 3:08]				
MIA 2	4:07	3-14	Cefalo 34 pass Marino (von Schamann kick) [4-60, 2:43]				
SEA 2	11:37	10-14	Largent 56 pass Krieg (Johnson kick) [4-70, 1:47]				
MIA 3	10:35	10-21	Hardy 3 pass Marino (von Schamann kick) [13-76, 5:40]				
MIA 3	12:35	10-28	Clayton 33 Pass Marino (von Schamann kick) [2-33, 0:46]				
MIA 4	3:32	10-31	von Schamann 37 FG (8-69, 3:55)				
Att.	—	73,469					

STARTERS

OFFENSE

TE	- Tice
LT	- Essink
LG	- Bailey
C	- Bush
RG	- Pratt
RT	- Cryder
TE	- Young
WR	- Largent
QB	- Krieg
RB	- Doornink
FB	- Hughes
K	- N.Johnson

DEFENSE

LE	- Green
NT	- Nash
RE	- J.Bryant
LOLB	- Scholtz
LILB	- Robinson
RILB	- Butler
ROLB	- Gaines
LCB	- Simpson
RCB	- Brown
SS	- Easley
FS	- Harris
P	- West

INDIVIDUAL STATISTICS

RUSHING

Player	Att	Yds	LG	TD
Seattle				
Doornink	10	35	8	0
Hughes	7	14	7	0
TOTAL	18	51	8	0
Miami				
Nathan	18	76	14	1
Bennett	11	41	14	0
P. Johnson	6	22	11	0
TOTAL	36	143	14	1

PASSING

Player	A	C	Yds	TD	I
Seattle					
Krieg	35	20	234	1	0
TOTAL	35	20	234	1	0
Miami					
Marino	34	21	262	3	2
TOTAL	34	21	262	3	2

PASS RECEIVING

Player	No	Yds	LG	TD
Seattle				
Largent	6	128	56	1
Doornink	6	23	9	0
Turner	3	38	21	0
Skansi	2	31	24	0
TOTAL	4	70	26	1
Miami				
Clayton	5	75	33	1
Nathan	4	20	12	0
Hardy	3	48	32	1
Duper	3	32	15	0
2 players with	2			
TOTAL	21	262	34	3

TEAM STATISTICS

Seattle	Miami	
Total First Downs	8	22
Rush/Pass/Penalty	2/6/0	8/12/2
Third Down Eff.	5/15 33.3%	4/13 30.8%
Fourth Down Eff.	0/1 0.0%	1/1 100.0%
Total Net Yards	267	405
Total Off. Plays	55	70
Avg. Per Play	4.9	5.8
Net Yards Rushing	51	143
Total Rushing Plays	18	36
Avg. Gain Per Rush	4.9	5.8
Net Yards Passing	216	262
Times Sacked/Yards Lost	2/18	0/0
Pass Atts-Comps-Ints	35-20-0	34-21-2
Avg. Gain Per Pass Play	5.8	7.7
Punts-No. And Avg.	7-37.0	3-37.0
Had Blocked	0	0
Penalties-No. And Yards	4-20	1-5
Return Yardage	127	81
Fumbles-No. And Lost	1-1	0-0
Touchdowns	1	4
Rush/Pass/Return	0/1/0	1/3/0
Extra Points Made-Atts	1/1	4/4
Field Goals Made-Att	1-2	1-3
Time Of Possession	24:12	35:48

DEFENSE

Seattle — Tackles: Butler 8, Easley 8. Sacks: None. Interceptions: Harris 2. Forced Fumbles: None. Fumble Recoveries: None.
Miami — Tackles: M. Brown 10. Sacks: Brudzinski 1.0, Betters 1.0. Interceptions: None. Forced Fumbles: McNeil 1. Fumble Recoveries: Benson 1.

AFC WILD CARD PLAYOFFS

Houston Oilers 23, Seattle Seahawks 20 (overtime)

Sunday, January 3, 1988 — Astrodome

Tony Zendejas' 42-yard field goal 8:05 into overtime gave the Oilers the win over the Seahawks in Houston's first playoff game since 1980. The win puts the Oilers in the divisional playoffs at the Denver Broncos. Zendejas' kick capped a 61-yard drive on the Oilers first overtime possession. Warren Moon completed 3-of-4 passes on the drive's first five plays, for 37 yards, before Mike Rozier ran six times for 27 yards setting up Zendejas. Seattle forced overtime with an 80-yard drive that ended with Steve Largent's touchdown reception from Dave Krieg with 26 seconds left. The drive, which was set up a miss by Zendejas from 29 yards, featured a fourth-and-10 and third-and-10 conversions from Krieg, was only 4-of-10 on the drive, but accounted for all 80 yards. Seattle won the overtime coin toss, but was forced to punt after three plays. Playing without Curt Warner (ankle), the NFL's third-leading rusher, Seattle was out-gained 437-250, including 178-29 on the ground. Houston held the ball for 47:44 compared to Seattle's 20:21. Despite this, the Seahawks grabbed a 7-0 lead just 3:16 into the game. Melvin Jenkins picked off a pass on Houston's third play setting up a Krieg touchdown pass. Zendejas had a pair of field goals around a Rozier touchdown. After two Johnson field goals tied the score, Moon threw a touchdown pass to Willie Drewrey, the first of his career, for a 20-13 lead.

Seattle	7	3	3	7	0	—	20
Houston	3	10	7	0	3	—	23
SEA 1	3:16	7-0	Largent 20 pass Krieg (Johnson kick) [3-54, 1:38]				
HOU 1	10:16	7-3	Zendejas 47 FG [11-51, 7:00]				
HOU 2	1:43	7-10	Rozier 1 run (Zendejas kick) [9-48, 4:20]				
HOU 2	8:11	7-13	Zendejas 49 FG [7-27, 4:33]				
SEA 2	11:50	10-13	Johnson 33 FG [4-4, 0:48]				
SEA 3	6:37	13-13	Johnson 41 FG [6-16, 2:16]				
HOU 3	12:26	13-20	Drewrey 29 pass Moon (Zendejas kick) [9-84, 5:49]				
SEA 4	14:34	20-20	Largent 12 pass Krieg (Johnson kick) [10-80, 1:21]				
HOU 5	8:05	20-23	Zendejas 42 FG (12-61, 6:53)				
Att.	—	49,622					

STARTERS

OFFENSE

WR	-	Butler
LT	-	Mattes
LG	-	Bailey
C	-	Feasel
RG	-	Millard
RT	-	Wilson
TE	-	Tice
WR	-	Largent
QB	-	Krieg
RB	-	Williams
FB	-	Burse
K	-	N.Johnson

DEFENSE

LE	-	Green
NT	-	Nash
RE	-	J.Bryant
LOLB	-	Scholtz
LILB	-	Young
RILB	-	Bosworth
ROLB	-	Gaines
LCB	-	Jenkins
RCB	-	Hunter
SS	-	Easley
FS	-	Robinson
P	-	West

INDIVIDUAL STATISTICS

RUSHING

Seattle	Att	Yds	LG	TD	Total First Downs
Williams	7	27	10	0	Rush/Pass/Penalty
Morris	4	2	4	0	Third Down Eff.
TOTAL	11	29	10	0	Fourth Down Eff.

Houston	Att	Yds	LG	TD	Total Net Yards
Highsmith	12	74	16	0	Total Off. Plays
Rozier	21	66	11	1	Avg. Per Play
Pinkett	11	29	5	0	Net Yards Rushing
TOTAL	50	178	16	1	Total Rushing Plays
					Avg. Gain Per Rush
					Net Yards Passing

PASSING

Seattle	A	C	Yds	TD	I	Times Sacked/Yards Lost
Krieg	38	16	237	2	0	Pass Atts-Comps-Ints
Williams	1	0	0	0	0	Avg. Gain Per Pass Play
TOTAL	39	16	237	2	0	Punts-No. And Avg.

Houston	A	C	Yds	TD	I	Penalties-No. And Yards
Moon	32	21	273	1	1	Return Yardage
TOTAL	32	21	273	1	1	Fumbles-No. And Lost
						Touchdowns
						Rush/Pass/Return
						Extra Points Made-Atts
						Field Goals Made-Att
						Time Of Possession

PASS RECEIVING

Seattle	No	Yds	LG	TD
Largent	7	132	33	2
Butler	3	73	32	0
Williams	2	5	3	0
Skansi	2	13	7	0
TOTAL	16	237	33	2

Houston	No	Yds	LG	TD
Givins	7	89	19	0
D. Hill	6	84	15	0
Drewrey	3	62	29	1
Highsmith	2	17	11	0
TOTAL	21	273	29	1

TEAM STATISTICS

Seattle	Houston
11	27
1/10/0	9/18/0
2/12 16.7%	10/18 55.6%
1/1 100.0%	0/0 0.0%
250	437
52	84
4.8	5.2
29	178
11	50
2.6	3.6
221	259
2/16	2/14
39-16-0	32-21-1
5.3	7.6
7-44.3	3-35.0
3-20	4-25
226	92
1-1	2-1
2	2
0/2/0	1/1/0
2/2	2/2
2-2	3-5
20:21	47:44

DEFENSE

Seattle — **Tackles:** Bosworth 17, Robinson 15, Easley 12, Jenkins 12, Young 12. **Sacks:** Bryant 1.0, Gaines 1.0. **Interceptions:** Jenkins 1. **Forced Fumbles:** Young 1. **Fumble Recoveries:** Young 1.
 Houston — **Tackles:** Bostic 5, Childress 5, Meads 5. **Sacks:** Childress 1.0, Lyles 0.5, Meads 0.5. **Interceptions:** None. **Forced Fumbles:** None. **Fumble Recoveries:** Bostic 1.

AFC DIVISIONAL PLAYOFFS
Cincinnati Bengals 21, Seattle Seahawks 13
Saturday, December 31, 1988 — Riverfront Stadium

In a matchup of division winners, the Bengals used the running of rookie Ickey Woods to defeat the Seahawks in Riverfront Stadium. With the win, Cincinnati earned the right to host the AFC Championship Game. Woods rushed for 126 of the Bengals 254 yards helping set up two short Stanley Wilson touchdown runs. Woods scored on third short run to give the Bengals a 21-0 halftime lead. Cincinnati rushed for 165 yards in the half, 70 by Woods and 60 by James Brooks, and controlled the ball for 20:35. The Seahawks scored first in the fourth quarter after Joe Nash recovered a Jacob Green forced fumble on the Bengals 31. Dave Krieg passed seven yards to John L. Williams for the score. After a punt, Seattle drove 69 yards capped by Krieg's one-yard run, but missed the extra point, to trail by eight. Seattle out-gained the Bengals 245-116 in the second half. Williams caught 11 passes for 137 yards for the Seahawks, both team postseason records. The 11 receptions was also the third most in a postseason game in NFL history. The Seahawks were hampered by an ankle injury suffered by Curt Warner in the season finale at the Los Angeles Raiders, which held him to 11 yards on eight carries. The Bengals earned the right to host the game after posting an AFC-best 12-4 record. Seattle was 9-7 and won their first AFC West title. Cincinnati went on to defeat the Buffalo Bills and represented the AFC in Super Bowl XXIII.

Seattle	0	0	0	13	—	13
Cincinnati	7	14	0	0	—	21
CIN 1	5:59	0-7	Wilson 3 run (Breech kick) [11-85, 5:41]			
CIN 2	3:25	0-14	Wilson 3 run (Breech kick) [7-75, 5:32]			
CIN 2	7:20	0-21	Woods 1 run (Breech kick) [5-56, 3:00]			
SEA 4	3:20	7-21	Williams 7 pass Krieg (Johnson kick) [5-31, 1:44]			
SEA 4	8:55	13-21	Krieg 1 run (kick wide right) [9-69, 3:33]			
Att. —	58,560					

STARTERS

OFFENSE

WR	- Blades
LT	- Mattes
LG	- Bailey
C	- Bush
RG	- Millard
RT	- Wilson
TE	- Tice
WR	- Largent
QB	- Krieg
RB	- Warner
FB	- Williams
K	- Johnson

DEFENSE

LE	- Green
NT	- Nash
RE	- J.Bryant
LOLB	- Scholtz
LILB	- Comeaux
RILB	- Wyman
ROLB	- Woods
LCB	- Taylor
RCB	- Jenkins
SS	- Moyer
FS	- Robinson
P	- West

INDIVIDUAL STATISTICS

RUSHING

Seattle	Att	Yds	LG	TD
Warner	8	11	8	0
Williams	7	10	3	0
TOTAL	16	22	8	1
Cincinnati	Att	Yds	LG	TD
Woods	23	126	30	1
Brooks	13	72	26	0
Wilson	7	45	20	2
TOTAL	47	254	30	3

PASSING

Seattle	A	C	Yds	TD	I
Krieg	50	24	297	1	2
TOTAL	50	24	297	1	2
Cincinnati	A	C	Yds	TD	I
Esiason	19	7	108	0	0
TOTAL	19	7	108	0	0

PASS RECEIVING

Seattle	No	Yds	LG	TD
Williams	11	137	37	1
Blades	5	78	24	0
Butler	2	40	32	0
Largent	2	17	12	0
TOTAL	24	297	37	1
Cincinnati	No	Yds	LG	TD
Holman	3	44	24	0
Collinsworth	1	30	30	0
Brown	1	23	23	0
Brooks	1	9	9	0
Riggs	1	2	2	0
TOTAL	7	108	30	0

TEAM STATISTICS

Seattle	19	22
Total First Downs	19	22
Rush/Pass/Penalty	1/16/2	17/5/0
Third Down Eff.	2/12 16.7%	6/13 46.2%
Fourth Down Eff.	2/4 50.0%	0/1 0.0%
Total Net Yards	294	345
Total Off. Plays	69	68
Avg. Per Play	4.3	5.1
Net Yards Rushing	22	254
Total Rushing Plays	16	47
Avg. Gain Per Rush	1.4	5.4
Net Yards Passing	297	108
Times Sacked/Yards Lost	3/25	2/17
Pass Atts.-Comps-Ints	50-24-2	19-7-0
Avg. Gain Per Pass Play	5.3	4.3
Punts-No. And Avg.	6-44.1	6-46.0
Had Blocked	0	0
Penalties-No. And Yards	5-45	2-29
Return Yardage	96	73
Fumbles-No. And Lost	1-1	3-2
Touchdowns	2	3
Rush/Pass/Return	1/1/0	3/0/0
Extra Points Made-Atts	2-3	4-4
Field Goals Made-Att	0-0	0-0
Time Of Possession	24:41	35:19

DEFENSE

Seattle — Tackles: Robinson 11. **Sacks:** Clarke 1.0, Green 1.0. **Interceptions:** None. **Forced Fumbles:** Clarke 1, Green 1. **Fumble Recoveries:** Jenkins 1, Nash 1.
Cincinnati — Tackles: Krumrie 7. **Sacks:** Buck 1.0, Skow 1.0, Williams 1.0. **Interceptions:** Thomas 1, Wilcoats 1. **Forced Fumbles:** Krumrie 1. **Fumble Recoveries:** Skow 1.

AFC WILD CARD PLAYOFFS

Miami Dolphins 20, Seattle Seahawks 17

Sunday, January 9, 2000 — Kingdome

Charlie Rogers' 85-yard kickoff return touchdown proved not to be enough as the Seattle Seahawks lost to the Miami Dolphins at the Kingdome, 20-17, in their first playoff appearance since 1988. Seattle held a 17-13 lead in the fourth quarter, but Dan Marino led an 85-yard touchdown drive with 4:48 remaining which proved to be the game-winner. The Seahawks jumped to a 7-0 lead when Jon Kitna connected with Sean Dawkins on a 9-yard scoring pass. Dolphins' Olindo Mare put the Dolphins on the board in the first quarter with a 32-yard field goal. Seattle countered with a 50-yard Todd Peterson field goal with 50 seconds remaining in the half for a 10-3 Seahawks half-time lead. Miami came right out of the gates to open the second half trying to work their way back into the game. Marino connected with Orande Gadsden on a 1-yard touchdown pass, which tied the game at 10-10. However, on the ensuing kickoff, Rogers bobbled the kick, but was able to retain possession and returned it 85 yards for an electrifying touchdown giving Seattle a 17-10 lead. Following an exchange of punts, Miami crept to within 17-13 on a 50-yard Mare field goal in the third quarter. Trying to catch Seattle by surprise, the Dolphins attempted an onside kick and recovered, but Seattle's defense held and forced the Dolphins to punt. The Dolphins scored the go-ahead touchdown on a JJ Johnson 2-yard touchdown run with 4:48 remaining. The Seahawks would have two opportunities to catch up, but were forced to punt on the first and an interception with 23 seconds left in the game sealed the victory for the Dolphins.

Miami	3	0	10	7	—	20
Seattle	7	3	7	0	—	17
SEA 1	6:18	0-7	Dawkins 9 pass Kitna (Peterson kick) [8-47, 3:35]			
MIA 1	2:05	3-7	Mare 32 FG [7-37, 4:13]			
SEA 2	0:45	3-10	Peterson 50 FG [8-49, 3:45]			
MIA 3	8:55	10-10	Gadsden 1 pass Marino (Mare kick) [10-60, 6:05]			
SEA 3	8:37	10-17	Rogers 85 kickoff return (Peterson kick)			
MIA 3	2:22	13-17	Mare 50 FG [6:32, 3:12]			
MIA 4	4:48	20-17	Johnson 2 run (Mare kick) [11-85, 4:21]			
Att.	— 66,170					

STARTERS

OFFENSE	
WR	- Dawkins
LT	- Jones
LG	- Kendall
C	- Gray
RG	- Habib
RT	- Williams
TE	- Fauria
WR	- Mayes
QB	- Kitna
RB	- Watters
FB	- Brown
K	- Peterson

DEFENSE

LE	- Sinclair
DT	- Adams
RE	- Daniels
OLB	- Brown
ILB	- Simmons
ILB	- Willis
CB	- Canty
LCB	- Springs
RCB	- W. Williams
SS	- D. Williams
FS	- Bellamy
P	- Feagles

INDIVIDUAL STATISTICS

RUSHING

	Att	Yds	LG	TD	Total First Downs
Miami					
Johnson	27	86	18	1	Rush/Pass/Penalty
Denson	7	19	17	0	Third Down Eff.
2 Others	3	3	4	0	Fourth Down Eff.
TOTAL	37	108	18	1	Total Net Yards
Seattle					
Watters	19	40	8	0	Total Off. Plays
Kitna	1	1	1	0	Avg. Per Play
TOTAL	20	41	8	0	Net Yards Rushing

PASSING

	A	C	Yds	TD	I	Net Yards Passing
Miami						
Marino	30	17	196	1	0	Times Sacked/Yards Lost
TOTAL	30	17	196	1	0	Pass Atts-Comps-Ints
Seattle						
Kitna	30	14	162	1	2	Avg. Gain Per Pass Play
TOTAL	30	14	162	1	2	Punts-No. And Avg.

PASS RECEIVING

	No	Yds	LG	TD	Return Yardage
Miami					
McDuffie	5	82	27	0	Fumbles-No. And Lost
Martin	5	70	23	0	Touchdowns
Gadsden	2	25	24	1	Rush/Pass/Return
Johnson	2	3	6	0	Extra Points Made-Atts
4 Others	3	16	7	0	Field Goals Made-Att
TOTAL	17	196	27	1	Time Of Possession
Seattle					
Dawkins	3	35	17	1	
Pritchard	3	34	17	0	
Fauria	3	31	14	0	
Watters	2	22	14	0	
3 Others	3	40	22	0	
TOTAL	7	108	30	0	

TEAM STATISTICS

	Miami	Seattle
	18	12
	7/10/1	0/10/2
	6/16 37.5%	5/15 33.3%
	0/0 0.0%	1/1 100.0%
	299	171
	68	56
	4.4	3.1
	108	41
	37	20
	2.9	2.1
	191	130
	1/5	6/32
	30-17-0	30-14-2
	6.2	3.6
	8-41.3	7-47.9
	0	0
	6-67	2-10
	100	24
	0-0	0-0
	2	2
	1/1/0	0/1/1
	2-2	2-2
	2-2	1-1
	34:38	25:12

DEFENSE

Miami — Tackles: Thomas 9. Sacks: Armstrong 3.0, Owens, Thomas, Williams 1.0. Interceptions: Buckley, Marion 1. Forced Fumbles: None. Fumble Recoveries: None.
Seattle — Tackles: Brown 10. Sacks: Adams 1.0. Interceptions: None. Forced Fumbles: None. Fumble Recoveries: None.



2002

INTRODUCING A NEW DIVISION ALIGNMENT

A AMERICAN FOOTBALL CONFERENCE

EAST



BUFFALO BILLS



MIAMI DOLPHINS



NEW ENGLAND PATRIOTS



NEW YORK JETS

NORTH



BALTIMORE RAVENS



CINCINNATI BENGALS



CLEVELAND BROWNS



PITTSBURGH STEELERS

SOUTH



HOUSTON TEXANS



INDIANAPOLIS COLTS



JACKSONVILLE JAGUARS



TENNESSEE TITANS

WEST



DENVER BRONCOS



KANSAS CITY CHIEFS



OAKLAND RAIDERS



SAN DIEGO CHARGERS

N NATIONAL FOOTBALL CONFERENCE

EAST



DALLAS COWBOYS



NEW YORK GIANTS



PHILADELPHIA EAGLES



WASHINGTON REDSKINS

NORTH



CHICAGO BEARS



DETROIT LIONS



GREEN BAY PACKERS



MINNESOTA VIKINGS

SOUTH



ATLANTA FALCONS



CAROLINA PANTHERS



NEW ORLEANS SAINTS



TAMPA BAY BUCCANEERS

WEST



ARIZONA CARDINALS



ST. LOUIS RAMS



SAN FRANCISCO 49ERS



SEATTLE SEAHAWKS

©2002 National Football League. All rights reserved.

PRESEASON RESULTS

1976

				Preseason (1-5)	
Sun.	8/1	L	20-27	San Francisco 49ers	60,825
Sat.	8/7	L	16-27	Chicago Bears (Spokane, Washington)	14,484
Sat.	8/14	L	13-16	L.A. Rams	62,532
Sat.	8/21	L	7-52	at Denver Broncos	22,887
Sun.	8/29	W	17-16	San Diego Chargers	59,092
Sat.	9/4	L	28-45	at Oakland Raiders	51,487

1977

				Preseason (3-3)	
Sun.	8/7	W	34-24	at San Francisco 49ers	38,024
Sat.	8/13	W	23-17 (ot)	Dallas Cowboys	58,789
Thur.	8/18	W	12-10	Oakland Raiders	62,187
Sat.	8/27	L	14-16	Detroit Lions	56,345
Fri.	9/2	L	10-27	Denver Broncos	54,916
Sun.	9/11	L	20-38	at San Diego Chargers	27,505

1978

				Preseason (3-1)	
Fri.	8/4	W	17-9	San Diego Chargers	58,853
Sat.	8/12	W	20-6	at San Francisco 49ers	36,069
Thur.	8/17	L	7-26	L.A. Rams	63,235
Thur.	8/24	W	16-7	Chicago Bears	54,844

1979

				Preseason (3-1)	
Thur.	8/2	W	12-9 (ot)	Minnesota Vikings	60,881
Sun.	8/12	W	27-17	Dallas Cowboys	59,960
Sat.	8/18	L	17-21	at L.A. Rams	46,083
Fri.	8/24	W	55-20	San Francisco 49ers	59,941

1980

				Preseason (3-1)	
Thur.	8/7	W	14-10	Atlanta Falcons	59,555
Mon.	8/18	L	7-24	Miami Dolphins	59,550
Sat.	8/23	W	10-7	at San Francisco 49ers	41,841
Fri.	8/29	W	30-23	New England Patriots	56,947

1981

				Preseason (1-3)	
Wed.	8/5	L	24-27 (ot)	San Francisco 49ers	56,958
Fri.	8/14	L	21-30	St. Louis Cardinals	55,520
Sat.	8/22	L	17-24	at San Francisco 49ers	37,563
Fri.	8/28	W	31-17	Baltimore Colts	55,794

1982

				Preseason (1-3)	
Fri.	8/13	W	14-0	St. Louis Cardinals	55,575
Sat.	8/21	L	3-7	at Minnesota Vikings	57,880
Sat.	8/28	L	13-23	at L.A. Rams	54,537
Fri.	9/3	L	13-17	San Francisco 49ers	57,839

1983

Preseason (2-2)

Fri.	8/5	L	7-10	at Denver Broncos	53,887
Fri.	8/12	W	38-21	Green Bay Packers	54,443
Fri.	8/19	L	17-19	Minnesota Vikings	54,402
Sat.	8/27	W	20-6	at San Francisco 49ers	47,074

1984

Preseason (4-1)

Sat.	7/28	W	38-0	Tampa Bay Buccaneers (Hall of Fame Game)	22,250
Sat.	8/4	W	7-3	Buffalo Bills	53,360
Sat.	8/11	W	28-24	at Detroit Lions	41,414
Fri.	8/17	W	17-7	St. Louis Cardinals	53,772
Fri.	8/24	L	7-17	at San Francisco 49ers	49,219

1985

Preseason (2-2)

Sat.	8/10	L	7-19	at Indianapolis Colts	60,014
Fri.	8/16	W	28-3	Detroit Lions	57,751
Sat.	8/24	W	27-10	at Minnesota Vikings	56,562
Fri.	8/30	L	21-23	San Francisco 49ers	60,403

1986

Preseason (2-2)

Fri.	8/8	W	21-14	Indianapolis Colts	55,443
Fri.	8/15	L	27-30 (ot)	at Detroit Lions	37,875
Fri.	8/22	W	27-17	Minnesota Vikings	57,730
Fri.	8/29	L	10-21	at San Francisco 49ers	52,419

1987

Preseason (2-2)

Thur.	8/13	L	14-23	at L.A. Rams	57,772
Sat.	8/22	L	21-28	at St. Louis Cardinals	25,309
Fri.	8/28	W	38-10	Detroit Lions	59,695
Fri.	9/4	W	34-10	San Francisco 49ers	59,653

1988

Preseason (3-1)

Thur.	8/4	W	21-14	Phoenix Cardinals	54,778
Thur.	8/11	W	16-13 (ot)	at Detroit Lions	37,993
Fri.	8/19	W	30-13	Buffalo Bills	57,000
Fri.	8/26	L	21-27	at San Francisco 49ers	53,357

1989

Preseason (3-1)

Fri.	8/11	W	16-10 (ot)	at Phoenix Cardinals	37,158
Sat.	8/19	L	12-17	New England Patriots	48,746
				at St. Louis, Missouri	
Fri.	8/25	W	13-7	Detroit Lions	55,829
Fri.	9/1	W	28-17	San Francisco 49ers	58,641

1990

Preseason (4-1)

Sat.	8/4	L	7-10	Denver Broncos (American Bowl at Tokyo)	48,827
Sat.	8/11	W	34-9	at Phoenix Cardinals	31,316
Fri.	8/17	W	13-10	Indianapolis Colts	52,475
Fri.	8/24	W	10-3	Tampa Bay Buccaneers	52,301
Fri.	8/31	W	30-10	at San Francisco 49ers	55,269

1991

Sat.	8/3	L	13-31
Sat.	8/10	W	17-7
Sat.	8/17	W	23-7
Fri.	8/23	L	16-28

Preseason (2-2)

Phoenix Cardinals	49,448
at Indianapolis Colts	47,943
at L.A. Rams	47,834
San Francisco 49ers	54,111

1992

Thur.	8/6	L	7-21
Sat.	8/15	W	27-10
Sat.	8/22	W	17-10
Fri.	8/29	L	17-24

Preseason (2-2)

L.A. Rams	52,360
at Indianapolis Colts	43,272
Phoenix Cardinals	51,007
at San Francisco 49ers	52,822

1993

Sat.	8/7	L	13-16 (ot)
Sat.	8/14	L	10-23
Sat.	8/21	W	30-0
Sat.	8/28	W	20-10

Preseason (2-2)

Indianapolis Colts	45,055
at Minnesota Vikings	42,240
San Francisco 49ers	51,086
at Houston Oilers	43,678

1994

Fri.	8/5	L	9-13
Sat.	8/13	W	29-6
Sat.	8/20	W	30-19
Fri.	8/26	L	9-13

Preseason (2-2)

at Indianapolis Colts	40,469
*Tampa Bay Buccaneers	43,633
*Minnesota Vikings	45,497
at San Francisco 49ers	54,004

*home games played at Husky Stadium

1995

Sat.	8/5	W	34-20
Sat.	8/12	L	17-20
Sun.	8/20	W	24-19
Fri.	8/26	L	7-17

Preseason (2-2)

St. Louis Rams	35,607
Indianapolis Colts	38,006
at New Orleans Saints	38,228
at San Francisco 49ers	53,280

1996

Sat.	8/3	W	19-17
Thur.	8/8	W	24-19
Sat.	8/17	L	13-15
Fri.	8/23	W	20-3

Preseason (3-1)

Atlanta Falcons	30,284
at Oakland Raiders	38,219
at Indianapolis Colts	38,930
San Francisco 49ers	38,144

1997

Sat.	7/26	L	26-28
Sat.	8/2	W	34-6
Sat.	8/9	L	17-21
Sat.	8/16	W	45-3
Fri.	8/22	W	31-28

Preseason (3-2)

Minnesota Vikings	23,846
Arizona Cardinals	49,445
at San Francisco	50,153
Indianapolis Colts	52,844
at Cincinnati Bengals	(Hall of Fame Game)43,637

1998

Sat.	7/31	W	20-19
Sat.	8/8	W	24-21
Sat.	8/15	L	21-24
Sat.	8/22	W	31-24
Fri.	8/28	W	21-20

Preseason (4-1)

at Dallas Cowboys	59,357
Indianapolis Colts	52,645
San Francisco 49ers	45,202
(American Bowl, Vancouver, B.C.)	
at Arizona Cardinals	32,683
San Francisco 49ers	57,014

1999

Preseason (1-3)

Sat.	8/14	L	10-24	Buffalo Bills	66,285
Thur.	8/19	L	23-24	at San Francisco 49ers	66,193
Sat.	8/28	W	41-7	Arizona Cardinals	66,277
Thur.	9/2	L	28-31	at Indianapolis Colts	41,074

2000

Preseason (2-2)

Sat.	8/5	W	28-16	Indianapolis Colts	68,578
Sat.	8/12	L	21-3	at Arizona Cardinals	34,774
Sat.	8/19	W	25-21	San Francisco 49ers	68,579
Thur.	8/24	L	20-0	at Oakland Raiders	32,012

2001

Preseason (2-2)

Sat.	8/11	L	28-21	at Indianapolis	45,089
Sat.	8/18	L	16-13-ot	Arizona	47,553
Sat.	8/25	W	28-18	at San Francisco	63,887
Sat.	9/1	W	28-14	New Orleans	68,665

TRAINING CAMP

The **Seattle Seahawks** returned to the site of their first 10 training camps in 1997, when the team opened camp at Eastern Washington University in Cheney.

From the team's inception in 1976 through 1985, the Seahawks traveled across the Cascade Mountain Range to hold their summer training camp at **EWU**.

Training camp moved to the current site of the team's headquarters in Kirkland, when the facility opened in 1986. While training at the Kirkland complex the team occupied the dorms and eating hall at Northwest College, adjacent to the team's complex.

The remote campus in **Cheney**, will once again host the Seahawks in 2002 with the team reporting on July 26. The team signed an extension with the University through the 2003 season.



FRANCHISE HISTORY

- 1972** — **6/15** Seattle Professional Football, a group of business and community leaders, announces their intention to attempt to secure a National Football League franchise for the City of Seattle. Herman Sarkowsky serves as spokesman for the group. **11/2** Construction begins on The Kingdome.
- 1974** — **6/4** The National Football League announces that Seattle will have a franchise for the 1976 season. **12/5** The National Football League announces that it has voted membership to Seattle Professional Football, Inc., headed by Lloyd W. Nordstrom with partners Herman Sarkowsky, D.E. "Ned" Skinner, Howard S. Wright, M. Lamont Bean, and Lynn P. Himmelman.
- 1975** — **3/6** John Thompson, Executive Director of the NFL Management Council, named General Manager. **6/17** Nickname "Seahawks" selected from 20,365 entries and 1,741 different names. One hundred fifty-one suggest "Seahawks." **7/25** Season ticket applications mailed. **7/28** Season ticket applications accepted — 24,168 received the first day. **8/23** Season ticket sales closed after target of 59,000 reached. **12/18** Seahawks agree to a 20-year lease agreement to play all games in the Kingdome.
- 1976** — **1/3** Jack Patera, defensive line coach of the Minnesota Vikings, named head coach. **1/20** Lloyd W. Nordstrom, spokesman for the Nordstrom family, the Seahawks' majority owner, dies of a heart attack while vacationing in Mexico. **3/30** Veteran Allocation held in New York City. Seahawks select 39 NFL veterans. **4/8-9** Seahawks select 25 collegians in their first college draft. Notre Dame's Steve Niehaus is the first choice and he flies to Seattle for evening news conference on April 8. **7/9** Seahawks open training camp at Eastern Washington University in Cheney. **8/1** Seahawks play first game before 60,825 fans in the Kingdome. San Francisco holds on to defeat Seattle, 27-20, as Jim Zorn is tackled on the 49ers' two-yard line when the gun sounds. **8/29** Seahawks capture first victory, a 17-16 preseason win over San Diego, as Ron Howard catches a three-yard Jim Zorn pass for the winning touchdown with only 13 seconds remaining in the contest. **9/12** Seattle opens regular season play with a near miss against St. Louis, 30-24. The game ends with the Cardinals intercepting a pass in the end zone. **10/17** Seahawks win Expansion Bowl with 13-10 victory over host Tampa Bay. Linebacker Mike Curtis blocks a Tampa Bay field goal attempt with 42 seconds remaining to preserve the victory. **11/7** Seahawks capture their first regular season victory at home with a 30-13 win over Atlanta. Sherman Smith becomes the first Seattle back to rush for over 100 yards with 124 yards on 14 carries.
- 1977** — **1/17** Seahawks host the Pro Bowl and it is the first sellout in the 27-year history of the game and is the largest crowd under the AFC vs. NFC format. AFC scores a 24-14 win before 63,214 fans. **5/3** Seattle trades its first-round draft choice, the second player in the draft, to Dallas for the Cowboys' first-round selection and three second-round picks. The Seahawks select Steve August, offensive guard from Tulsa, on the first round. **10/30** After missing four games with an injury, Jim Zorn returns to lead Seattle to a 56-17 triumph over Buffalo. The Seahawks set 15 club records and equal six, including Zorn's four TD passes. **11/13** Seattle defense blanks the New York Jets, 17-0, in Shea Stadium, the first time an established team is shutout by a second-year team. **12/18** Seahawks win their fifth game of the year, a 20-19 decision over Cleveland before 61,583 fans in the Kingdome, to establish a record for most wins ever by a second-year expansion team.
- 1978** — **5/3** Keith Simpson, cornerback from Memphis State, is selected as Seattle's first-round draft choice followed by his college teammate Keith Butler, a linebacker, on the second round. **10/8** Efen Herrera kicks a 19-yard field goal on the final play of the game to give Seattle a 29-28 win over the Minnesota Vikings. **11/26** Seattle becomes the first team since 1965 to beat Oakland twice during the regular season with a 17-16 win on Efen Herrera's 46-yard field goal with just three seconds remaining. **12/17** Seahawks end their third season with a 9-7 record and finish one game behind Denver in the AFC West standings following a 23-19 win over Kansas City. Al Hunter rushes for 133 yards on 27 carries as Seahawks perform before sixth-straight home sellout crowd.

1979 — **1/29** Steve Largent catches a record-equaling five passes as Seattle's first representative to the Pro Bowl. National Football Conference defeats Largent and his AFC teammates, 13-7, in the Los Angeles Memorial Coliseum. **5/3** Manu Tuaiasosopo, defensive tackle from UCLA, becomes Seattle's first-round draft choice. **10/29** After trailing 14-0, the Seahawks rebound for a 31-28 win over Atlanta in Seattle's first appearance on ABC's Monday Night Football. Dan Dornmink rushes for 122 yards on 21 carries and scores twice. **12/16** The Seahawks close out their second straight 9-7 season with a 29-24 win over Oakland. Sam McCullum sets a club record with 173 yards receiving on eight catches.

1980 — **4/29** Seattle trades its first-round draft choice (#16) and a third-round pick to Buffalo for the Bills' first-round choice, the tenth player in the draft. The Seahawks then select defensive end Jacob Green of Texas A&M on the first round. **9/28** Seahawks score second shutout in the club's history with a 14-0 win over Washington Redskins in Robert F. Kennedy Memorial Stadium. **10/5** Sam McCullum catches two touchdown passes and Efren Herrera kicks four field goals in 26-7 win over Houston at the Astrodome. The win would prove to be Seattle's last of the season.

1981 — **4/28** Seahawks select UCLA safety Kenny Easley on the first round of the NFL draft. **11/8** Seattle holds the Pittsburgh Steelers scoreless in the second half and rallies for a pair of fourth quarter touchdowns to capture a 24-21 victory at the Kingdome. **11/16** The Seahawks score on their last eight possessions to defeat the San Diego Chargers, 44-23, on Monday Night Football. It is the Seahawks' first regular season victory over the Chargers after eight straight losses.

1982 — **3/11** Mike McCormack, former head coach with the Philadelphia Eagles and Baltimore Colts, is named Director of Football Operations. **4/27** Seahawks select Clemson defensive end Jeff Bryant in the first round of the college draft. **9/21** Players go on strike for 57 days. **10/13** Mike McCormack named interim head coach after the firing of head coach Jack Patera and general manager John Thompson. **11/21** Seahawks capture 17-10 victory over the host Denver Broncos in Mike McCormack's first game as head coach following the players' strike. Steve Largent catches a 34-yard touchdown pass from Jim Zorn with 49 seconds left for the victory. **11/28** Seahawks shutout the Pittsburgh Steelers, 16-0, for the club's third shutout in history and first at the Kingdome.

1983 — **1/2** Seahawks conclude nine-game season with a 13-11 win over the Denver Broncos as Dave Krieg throws a 19-yard touchdown pass to Roger Carr with 47 seconds left. The Seahawks drive 87 yards in 10 plays with no timeouts to score the winning touchdown. Seattle finishes the season 4-5 but were 4-3 under Mike McCormack. **1/3** Mike McCormack named President and General Manager after previously serving as Director of Football Operations since March 11, 1982, and interim head coach since October 13, 1982. **1/26** Chuck Knox named head coach. Knox previously had served as head coach of the Los Angeles Rams (1973-77) and the Buffalo Bills (1978-82). He guided seven-of-his-ten teams to the playoffs, while winning six division championships. **3/15** Chuck Allen, who joined the Seahawks staff in June of 1975 as Director of Pro Scouting, named Assistant General Manager. **4/26** Seattle selects Penn State running back Curt Warner in the NFL draft. Warner is the third player taken on the first round. To be able to get Warner, the Seahawks trade their first, second and third-round selections to the Houston Oilers for the Oilers first-round pick. **9/11** Seahawks win first game under Chuck Knox, 17-10, over the New York Jets, as the club sets a team record with 57 rushing attempts and Curt Warner gains 128 yards on 24 carries. **10/16** Seahawks force eight turnovers and register eight sacks in 38-36 victory over the Los Angeles Raiders. **10/30** Seahawks make it two straight over Raiders with 34-21 win. **12/18** Seahawks clinch first playoff berth with 24-6 win over New England. **12/24** Dave Krieg throws three touchdown passes and Curt Warner rushes for 99 yards in 31-7 win over Denver in the AFC Wild Card Game before 60,752 fans in Kingdome. **12/31** Seahawks drive 66 yards in five plays late in the fourth quarter to capture divisional playoff win over Miami, 27-20, before 71,032 fans at the Orange Bowl.

1984 — **1/8** Los Angeles Raiders defeat the Seahawks, 30-14, in the AFC Championship Game at the Los Angeles Memorial Coliseum before 88,734 fans. **5/1** Seahawks select cornerback Terry Taylor of Southern Illinois as their first-round choice in the annual NFL draft. **9/3** Seahawks win regular season opener for the first time in franchise history, 33-0 over the Cleveland Browns. The enthusiasm is dampened by a knee injury to Curt Warner which will keep him out for the rest of

the season. **10/29** Seahawks post their second shutout of the season with a 24-0 victory over the San Diego Chargers on Monday Night Football. Kenny Easley intercepts a club record three passes and Steve Largent catches three touchdown passes. **11/4** Seahawks set an NFL record by returning four interceptions for touchdowns, including two by Dave Brown, in a 45-0 win over the Kansas City Chiefs. Kenny Easley and Keith Simpson had the other two interception returns for touchdowns. **11/25** Dave Krieg throws for 406 yards and three touchdowns, including an 80-yarder to Daryl Turner on the first play of the game, to lead the Seahawks past Denver, 27-24. Steve Largent catches 12 passes for 191 yards and one score. **12/2** Seahawks clinch playoff berth with a 38-17 win over Detroit as Dave Krieg throws a team record five touchdown passes. **12/15** Seahawks officially retire jersey #12 in honor of their fans, the 12th Man. Seattle becomes the first professional sports franchise to retire a jersey in honor of their fans. **12/22** Seattle eliminates the defending Super Bowl Champion Los Angeles Raiders, 13-7, from the playoffs in the AFC Wild Card Game at the Kingdome. Seahawks rush for 205 yards and force three turnovers, along with registering six sacks, in the victory. **12/29** Miami defeats the Seahawks, 31-10, in an AFC Divisional Playoff Game at the Orange Bowl.

1985 — **6/18** Seahawks and Northwest College agree to a long-term lease for a new practice and office complex for the club in Kirkland. The facility will be built on 12 acres adjacent to Northwest College. A 36,000-square foot building will house the club's administrative offices, locker room and training facilities. **7/20** Seahawks open their tenth and final training camp at Eastern Washington University in Cheney. **9/8** Curt Warner returns to the Seattle lineup after missing all but the 1984 opener as the Seahawks defeat Cincinnati, 28-24, at Riverfront Stadium. Warner gains 66 yards on 17 carries and scores the game-winning touchdown on an 11-yard run with 7:07 remaining. **9/15** Daryl Turner sets a club record with four touchdown catches and Dave Krieg equals another with five touchdown passes in Seattle's 49-35 victory over the San Diego Chargers at Jack Murphy Stadium. **10/13** Dave Krieg passes for 405 yards and four touchdowns, including a 12-yarder to Paul Skansi for the winning touchdown with 35 seconds remaining, as Seahawks defeat Atlanta, 30-26. Krieg directs the Seahawks 86 yards in 16 plays on the winning drive. **10/21** Ceremonial ground-breaking is held for team's new headquarters. **11/3** Terry Taylor returns an interception 75 yards for a touchdown and blocks a field goal attempt that is recovered by Byron Walker and returned 56 yards for a touchdown in Seattle's 33-3 win over the Los Angeles Raiders at the Kingdome.

1986 — **4/29** Seahawks select Florida fullback John L. Williams as their first-round draft choice. Williams is the 15th player picked overall. **6/18** Seahawks move into new headquarters on a 12-acre site adjacent to Northwest College in Kirkland. **7/16** Seahawks open their 11th training camp and first in Kirkland. **9/7** Seahawks kickoff their 1986 regular season schedule with a 30-0 victory over the Pittsburgh Steelers at the Kingdome. **10/6** Seahawks defeat San Diego Chargers, 33-7, on Monday Night Football as Steve Largent breaks NFL record for most consecutive games with a pass reception. Largent catches a pass in the 128th straight game in which he participated. **10/19** Jacob Green registers four sacks and Dave Brown intercepts two passes in leading Seattle to a 17-12 win over the eventual Super Bowl champion New York Giants. **11/27** Seahawks defeat the Dallas Cowboys, 31-14, on Thanksgiving Day as Curt Warner runs for 122 yards and Dave Krieg completes 16-of-24 passes for 214 yards and two touchdowns. **12/8** Seattle hands the Los Angeles Raiders their biggest defeat since 1962, 37-0, as Curt Warner gains 116 yards and Dave Krieg passes for 243 yards and two touchdowns. Seattle gains 407 yards in total offense, while the defense holds the Raiders to 138 yards. **12/20** Seahawks close out five-game winning streak and a 10-6 season by defeating eventual AFC Champion Denver, 41-16. The Seahawks gain a season high 536 yards, including a club record 298 yards rushing, led by Curt Warner's 192 yards and three touchdowns on 24 carries.

1987 — **4/28** Seahawks select University of Pittsburgh linebacker Tony Woods in the first round of the NFL draft. Woods is the 18th player picked. **6/12** Seahawks win lottery for first choice in supplemental draft and select University of Oklahoma linebacker Brian Bosworth. **9/13** After first two regular season games, NFL Players Association calls a strike that will last four weeks. Games for Sunday, September 18, are cancelled. **10/25** Seahawks defeat the Los Angeles Raiders, 35-13, in first game with regulars following the strike. Seattle builds up a 28-0 halftime lead and wins in Los Angeles for the first time since 1983. **12/13** Dave Krieg completes 23-of-33 passes for 238 yards and Ray Butler catches six passes for 107 yards and two touchdowns in

leading Seattle past Denver, 28-21, at the Kingdome. **12/20** Seahawks clinch playoff berth with a 34-21 win over the Chicago Bears at Soldier Field. John L. Williams sparks the offense with a 75-yard touchdown on a screen pass from Dave Krieg and the defense contributes five takeaways. **12/27** Steve Largent catches six passes in a 41-20 loss at Kansas City and becomes the NFL's all-time leading receiver with 751. Largent breaks the previous record of 750 by Charlie Joiner.

1988 — **1/3** Seahawks close out the 1987 season with a 23-20 overtime loss to the Houston Oilers at the Astrodome in the AFC First-Round Playoff Game. **4/24** Seahawks use their second-round choice in the draft to select University of Miami wide receiver Brian Blades. The Seahawks first-round pick had been exercised in the June 1987 supplemental draft. **8/30** Ken Behring and Ken Hofmann complete their purchase of the Seahawks from the Nordstrom family. **9/4** Seahawks open 13th season with a 21-14 win at Denver over the two-time defending AFC Champion Broncos. Curt Warner scores twice and John L. Williams accounts for 161 yards from scrimmage. It is Seattle's first win in Denver since 1984. **9/18** Steve Largent becomes the NFL's all-time leader in pass receiving yards with 12,167 at San Diego, but the Seahawks lose to the Chargers, 17-6. Largent breaks Charlie Joiner's record of 12,146 yards. **10/2** Rookie quarterback Kelly Stouffer makes his first NFL start for an injured Dave Krieg and leads the Seahawks to a 31-20 win over the Atlanta Falcons in Atlanta. John L. Williams ties a team record with three rushing touchdowns. **11/13** Seahawks defeat the Houston Oilers, 27-24, as Dave Krieg returns after missing seven games with a shoulder separation. Krieg engineers a 10-play drive to set up Norm Johnson's game-winning field goal with less than one second left. **11/28** Dave Krieg equals his own team record with five touchdown passes as Seahawks defeat the Los Angeles Raiders, 35-27, on Monday night in the Kingdome. Curt Warner (130) and John L. Williams (105) become the first pair of Seahawks to each gain over 100 yards rushing in the same game. **12/11** Seahawks score touchdowns on their first six possessions in a 42-17 win over Denver. Curt Warner establishes a team record with four rushing touchdowns. Warner (126) and John L. Williams (109) each top 100 yards rushing. **12/18** John L. Williams accounts for 239 yards of offense, including 180 receiving, and Dave Krieg throws for 410 yards and four scores, as the Seahawks defeat the Los Angeles Raiders, 43-37, in Los Angeles to clinch the first AFC Western Division title in franchise history. **12/31** Seahawks are eliminated from the playoffs by the eventual AFC Champion Cincinnati Bengals, 21-13, in Riverfront Stadium.

1989 — **2/22** Tom Flores named President/General Manager, replacing Mike McCormack. Flores guided the Los Angeles Raiders to an 83-53 regular season record and two Super Bowl titles in nine seasons, 1979-87, as their head coach. **4/23** Seahawks select Notre Dame tackle Andy Heck with the fifteenth pick of the first round of the draft. **9/10** Seahawks lose regular season opener in Philadelphia, 31-7, and also lose wide receiver Steve Largent for six weeks with a broken elbow. Largent, however, scores Seattle's only touchdown. **10/29** Dave Krieg and Brian Blades combine on a 21-yard touchdown pass with 40 seconds left in a 10-7 win over the San Diego Chargers. The win is the 100th in regular season play for the Seahawks. Blades catches a career high 10 passes for 117 yards. **11/26** Steve Largent ties Don Hutson's NFL record of 99 career receiving touchdowns in the Seahawks 41-14 loss at Denver. **12/4** Dave Krieg ignites a three-game winning streak with 298 yards passing and the game-winning touchdown pass in a 17-16 Monday night win over Buffalo. **12/10** Seahawks win 24-17 at Cincinnati as Dave Krieg throws three touchdown passes. One goes to Steve Largent, the NFL record 100th of his career. **12/17** John L. Williams catches a career high 12 passes for 129 yards as the Seahawks defeat the Los Angeles Raiders, 23-17. **12/23** Seahawks close out the season with a 29-0 loss to the Washington Redskins. In pregame ceremonies, retiring wide receiver Steve Largent is honored and his is the first name inducted in the Seahawks Ring of Honor.

1990 — **4/22** Seahawks trade four draft choices to the New England Patriots, including two first-round choices, to move up and select University of Miami defensive tackle Cortez Kennedy with the third overall choice. Seahawks also receive a second-round choice from the Patriots which they use to select Syracuse University linebacker Terry Wooden. **8/4** Seahawks play their first-ever international game as they drop a 10-7 preseason decision to the Denver Broncos in Tokyo, Japan. **10/1** Seahawks defeat the Cincinnati Bengals, 31-16, for their first win after opening the season with three consecutive losses. Derrick Fenner scores three touchdowns for the second straight week. **11/11** Seahawks score their first win in Kansas City's Arrowhead Stadium since 1980 as Dave Krieg throws a 25-yard touchdown pass to Paul Skansi as time expires. The PAT

gives Seattle a 17-16 win and starts a four-game streak of games decided on the last play. The win is the 159th of Chuck Knox's career, moving him into seventh place all-time. **11/25** Norm Johnson's 40-yard field goal 3:01 into overtime gives the Seahawks a 13-10 win at San Diego. Seattle forces and recovers a pair of fumbles, the first with 48 seconds left in regulation and the second with 1:34 gone in overtime. **12/2** In almost a replay from the week before, Seattle defeats the Houston Oilers 13-10 in overtime after recovering a fumble. Norm Johnson connects from 42 yards out after David Wyman recovers a Tony Woods-forced fumble. Seahawks become only the third team in NFL history to win back-to-back overtime games. **12/9** The Seahawks defense sets single-game records for fewest rushing first downs (0) and rushing yards allowed (13) in a game in a 20-14 win over the Green Bay Packers in Milwaukee. **12/23** Seattle moves over the .500 mark with a 17-12 win over the Denver Broncos. The Broncos are penalized on the game's last play, negating what would have been a game-winning touchdown pass. **12/30** Derrick Fenner scores two touchdowns for the fourth time as Seattle defeats the Detroit Lions 30-10 in the Kingdome, to finish at 9-7 after an 0-3 start. Fenner ends the season equalling team records for total touchdowns (15) and rushing touchdowns (14), totals that lead the AFC.

1991 — 4/21 Seahawks select San Diego State quarterback Dan McGwire with the 16th pick on the first round of the 1991 NFL Draft. The 6-8, 243-pound McGwire is the first quarterback ever selected on the first round by Seattle. **4/25** Head Coach Chuck Knox agrees to a two-year contract extension. **8/3** Quarterback Jim Zorn (1976-84) becomes the second person inducted into the Seahawks Ring of Honor. **9/1** Seahawks drop season opener, 27-24, at New Orleans and lose starting quarterback Dave Krieg for six weeks with a broken thumb in the process. Wide receiver Brian Blades sets career highs with 12 receptions, 160 yards, and two touchdowns. **9/8** Jeff Kemp makes his first start since September 25, 1988, and throws two touchdown passes in a 20-13 win over the New York Jets. One goes to Travis McNeal, the first of his career. **9/29** Chris Warren's 59-yard punt return touchdown, the first by a Seahawks player since 1986, sparks a 31-3 win over the visiting Indianapolis Colts. The defense limits the Colts to 137 yards and records five sacks. Rookie first-round draft choice Dan McGwire starts and plays the first half, engineering a 50-yard touchdown drive on his first possession. **10/6** The Seahawks defense stops the Cincinnati Bengals on a 4th-and-four inches short with 29 seconds left to preserve a 13-7 win at Riverfront Stadium. Dwayne Harper and Nesby Glasgow combine for the tackle, which comes at the Seattle 22. **10/20** Dave Krieg returns from missing six games on injured reserve to lead Seattle to a 27-7 win at Pittsburgh. Krieg throws for 266 yards, completing 25-of-31 passes, and two scores. **10/27** John Kasay equals an NFL record with two field goals of 50-or-more yards in a 20-9 win over the San Diego Chargers. Kasay connects from 54 and 51 yards. The 54-yarder equals the team record. **11/24** The defense forces four turnovers and has five sacks, three by Rufus Porter, in a 13-10 win over the eventual AFC West Champion Denver Broncos in the Kingdome. Additionally, the defense twice holds on downs inside Seahawks territory in the game's last 4:49. **12/22** Seattle finishes their 16th season with a 7-9 record after defeating the Los Angeles Rams, 23-9, in the Kingdome. It was the first win by the Seahawks over the Rams in five regular season games. James Jones rushes for a pair of scores, while the defense keeps their third 1991 opponent out of the end zone. **12/27** The Seahawks and head coach Chuck Knox agree to mutually end Knox's nine-year tenure as Head Coach. Knox leaves having compiled an 80-63-0 (55.9%) regular season record. He guided the Seahawks to four playoff appearances, including an AFC West title in 1988 and a berth in the AFC Championship Game in 1983.

1992 — 1/6 Seahawks President/General Manager Tom Flores is named President/Head Coach. Flores coached nine seasons, 1979-87, with the Oakland/Los Angeles Raiders and compiled an 83-53-0 (61.0%) regular season record. He led the Raiders to two Super Bowl Championships, XV and XVIII, the only Super Bowls won by the AFC in the decade of the 1980's. **1/8** Larry Kennan, Coach of the Year in the World League of American Football in 1991, is named Offensive Coordinator/ Quarterbacks Coach. Kennan guided the London Monarchs to an 11-1 record and WLAFF Championship in the league's first season. Kennan served as an NFL assistant with the Los Angeles Raiders (1982-87), Denver Broncos (1988) and Indianapolis Colts (1989-90). **1/9** Seahawks defensive assistants George Dyer (line), Rod Perry (secondary), and Joe Vitt (special assignments), along with John Becker (offensive coordinator/wide receivers) and Chick Harris (running backs) leave the Seahawks to join Chuck Knox with the Los Angeles Rams. **1/11** Seahawks Assistant Head Coach Tom Catlin announces he will stay with the Seahawks as assistant head coach/defense. In addition, Rusty Tillman is promoted from special teams coach to

defensive coordinator, Russ Purnell from tight ends and assistant special teams to special teams and tight ends coach, and Paul Moyer from staff assistant to defensive backfield coach. 1/21 Offensive Line Coach Hudson Houck and Running Backs Coach Clarence Shelmon are added to Tom Flores' staff. Both coaches come to the Seahawks from the Los Angeles Rams. 1/22 Bob Bratkowski, offensive coordinator at the University of Miami for the past three seasons, is named wide receivers coach. Bratkowski's father Zeke, is a former NFL quarterback and current NFL assistant coach. 1/23 Tommy Brasher is named defensive line coach. Brasher has coached nine seasons in the NFL and 12 in college. 1/24 Former Seahawks cornerback Dave Brown (1976-86) returns to the club as a defensive assistant. An original member of the Seahawks, Brown still holds career records with 50 interceptions and four interception return touchdowns. 8/22 Dave Brown becomes the third inductee into the Seahawks Ring of Honor around the 200 Level of the Kingdome. 9/6 Cincinnati Bengals spoil Tom Flores' Seahawks coaching debut with a 21-3 Kingdome win. 9/20 Flores gains first win as Seahawks head coach, 10-6 at New England. Cortez Kennedy has four-and-a-half tackles for loss, including three sacks, to lead the defense while Chris Warren rushes for 122 yards and one score on 24 carries to lead the offense. It's Warren's first career 100-yard game. 11/8 Chris Warren's 103 yards aren't enough as the Washington Redskins post a 16-3 Kingdome win. 11/22 Chris Warren rushes for a career-high 154 yards, including a touchdown, but the Kansas City Chiefs take a 24-14 win. 11/30 In pregame ceremonies, play-by-play broadcaster Pete Gross is inducted into the Seahawks Ring of Honor. The Seahawks then defeat the Denver Broncos 16-13 in overtime, snapping an eight-game losing streak. Brian Blades makes his first appearance since injuring his shoulder on opening day and catches the game-tying touchdown pass on the game's last play. John Kasay's 32-yard field goal 11:10 into overtime is the winner. The game also is the team record third straight that the Seahawks defense held the opposition to under 200 total yards. 12/2 KIRO Newsradio 710's Pete Gross, the only play-by-play broadcaster in the Seahawks 17-year history, dies after a four-year battle with cancer. 12/6 The Pittsburgh Steelers take a 20-14 comeback win in Pittsburgh, despite Eugene Robinson's record-equaling three interceptions. 12/13 Roger Ruzek's 44-yard field goal as time expires in overtime gives the visiting Philadelphia Eagles a 16-13 win. The game is the longest in Seattle's history (75:00). 12/27 Seattle closes out the regular season with a 31-14 Kingdome loss to the AFC West Champion San Diego Chargers. Chris Warren becomes only the second player in franchise history to rush for 1,000 yards, finishing the season with 1,017.

1993 — 1/19 David Behring, son of majority owner Ken Behring, is named team President. Tom Flores is named General Manager/Head Coach, while Player Personnel Director Mike Allman is placed in charge of both professional and college personnel. 1/28 Howard Mudd is named offensive line coach replacing Hudson Houck, who joined the Dallas Cowboys. Mudd is an eight-year NFL veteran guard and a 19-year NFL assistant, including a stint with the Seahawks from 1978-82. 2/5 Phil Neri, a Seahawks scout since 1985, is named College Scouting Director. 3/12 Ferrell Edmunds, two-time Pro Bowl tight end with the Miami Dolphins, signs as an unrestricted free agent. Edmunds, a five-year veteran, is the first free agent to sign with the Seahawks under the NFL new free agency system. 4/1 Wide receiver Kelvin Martin of the Super Bowl champion Dallas Cowboys is signed as an unrestricted free agent. 4/14 Linebacker Kevin Murphy signs with Seattle. 4/20 Four-time Pro Bowl center Ray Donaldson signs with the Seahawks as a free agent. 4/22 Buffalo guard Mitch Frerotte signs with the Seahawks as an unrestricted free agent. 4/25 University of Notre Dame quarterback Rick Mirer is selected by the Seahawks on the first round of the NFL draft. Mirer is the second player chosen overall. 9/19 Chris Warren rushes a club record 36 times for a personal best 174 yards in a 17-14 win over the Patriots in New England, Seattle's first win after two losses. 9/26 Rod Stephens' fumble recovery in the end zone provides the winning touchdown in a 19-10 win at Cincinnati. 10/3 Seattle makes it three straight with a 31-14 win over the San Diego Chargers in the Kingdome. Rookie Rick Mirer passes for 282 yards and a score and also rushes for a touchdown. The three-game winning streak is the Seahawks longest since 1990. 10/24 Rick Mirer throws the game-winning touchdown pass to Brian Blades with 25 seconds left in a 10-9 win over New England in the Kingdome. 11/14 Eugene Robinson records 11 tackles, two interceptions, two forced fumbles, and one fumble recovery to spark a 22-5 win over the visiting Cleveland Browns. In all, the Seahawks defense forces seven turnovers and accounts for a touchdown and a safety. 12/26 Chris Warren rushes for 168 yards to become the second Seattle player to have back-to-back 1,000-yard seasons, but the Phoenix Cardinals tie the game on the last play of regulation and go on to a 30-27 overtime win in the Kingdome. 12/26 Jon Vaughn, who learned during warmups that he would start for

an injured Chris Warren (abdominal muscle), rushes for a career-high 131 yards in a 16-6 win over the Pittsburgh Steelers. Seattle gains 267 yards rushing, giving them back-to-back 200-yard rushing games for the first time in franchise history.

1994 — **1/2** The Seahawks finish the season 6-10 after dropping a 34-24 decision to the AFC West Champion Kansas City Chiefs in Arrowhead Stadium. John L. Williams rushes for 102 yards, to give the Seahawks three straight games with an individual over 100 yards, a franchise first. Rick Mirer becomes the first rookie quarterback since 1973 to start all his team's games and only the third since the 1970 merger. Mirer ends the season with NFL rookie passing records for attempts (486), completions (274), and yards (2,833), while helping to improve Seattle's win total by four games. **2/24** Nate Odomes, two-time Pro Bowl cornerback of the Buffalo Bills signs as a free agent. **2/28** Odomes' Buffalo teammate and fellow two-time Pro Bowler, tackle Howard Ballard signs as a free agent. **4/24** Texas A&M University defensive tackle Sam Adams is the Seahawks first-round draft choice. Adams is the eighth player picked on the first round. **7/19** Kingdome ceiling tiles fall from roof forcing closure of the building until November 5. Seahawks play both preseason games and first three regular season games in the University of Washington's 72,500 seat Husky Stadium. **8/13** Seahawks play first-ever outdoor game in Seattle defeating Tampa Bay Buccaneers, 29-6, in Husky Stadium. **9/4** Seahawks capture season opener for first time since 1988 with a 28-7 win at the Washington Redskins, as Chris Warren rushes for 100 yards and two touchdowns. The win is the 100th in the career of Head Coach Tom Flores. **9/11** Chris Warren scores two touchdowns for the second straight week as Seahawks go 2-0 with a 38-9 win over the Raiders in Los Angeles. Rick Mirer tosses three touchdown passes. **9/18** San Diego Chargers stop Seahawks two-game winning streak, 24-10, before Seahawks record crowd of 65,536 in Husky Stadium. **9/25** Chris Warren earns AFC Offensive Player of the Week honors in a 30-13 win over the visiting Pittsburgh Steelers. Warren rushes for 125 yards and a touchdown, while the Seahawks defense intercepts four passes. **11/6** Cincinnati Bengals spoil Seahawks return to Kingdome with a 20-17 overtime win. Doug Pelfrey kicks six field goals, including a 26-yarder 8:14 into overtime for the win. **11/20** Mack Strong's seven-yard touchdown run with 42 seconds left gives Seahawks a 22-21 win over the visiting Tampa Bay Buccaneers, breaking a six-game losing streak. **11/27** Seahawks defeat Kansas City 10-9 behind John Kasay's 32-yard field goal with 1:42 left. The back-to-back one-point wins are a franchise first. Chris Warren surpasses the 1,000-yard mark in the 12th game, the earliest in team history. **12/11** Chris Warren rushes for a personal best 185 yards on 30 carries, including a touchdown in a 16-14 win at Houston. Warren, playing with cracked ribs, had 183 of his yards in the first three quarters. **12/18** Chris Warren tops 100 yards for the seventh time with 122, but the Los Angeles Raiders escape with a 17-16 Kingdome win. **12/24** Cleveland Browns defeat the Seahawks 35-9 in Cleveland Stadium, closing out a 6-10 season. Chris Warren finishes the season with a franchise record 1,545 rushing yards, a total that leads the AFC. **12/29** Tom Flores, Seahawks general manager/head coach from 1992-94, is relieved of his duties. Flores, who joined the organization in 1989 as president/general manager, compiled a 14-34 regular season record. All 12 of Flores' assistants were also fired.

1995 — **1/12** Dennis Erickson, head coach at the University of Miami, is named head coach. In six seasons at Miami, Erickson compiled a 63-9-0 record and won national championships in 1989 and 1991. A native of Everett, Washington, Erickson posted a 113-40-1 record in 13 seasons as a college head coach at the University of Idaho, University of Wyoming, Washington State University, and Miami. Erickson brings six coaches with him from Miami, Gregg Smith (Assistant Head Coach/Tight Ends), Greg McMackin (Defensive Coordinator), Dave Arnold (Special Teams), Dana LeDuc (Strength and Conditioning), Rich Olson (Quarterbacks), and Willy Robinson (Defensive Backs). In addition he retains Bob Bratkowski (Offensive Coordinator/Wide Receivers), Tommy Brasher (Defensive Line), Tom Catlin (Quality Control), Dave Brown (Defensive Coach), Arnie Matsumoto (Staff Assistant), Howard Mudd (Offensive Line), and Clarence Shelmon (Running Backs) from the previous staff. **1/28** Wide Receiver Steve Largent becomes the first Seahawks player to be elected into the Pro Football Hall of Fame. Largent was elected in his first year of eligibility. He played his entire NFL career with Seattle from 1976-89, and retired in possession of six NFL receiving marks, including most receptions (819), yards (13,089), touchdowns (100), and consecutive games with a reception (177). Largent's presenter for induction is Seahawks' Vice President Gary Wright. **2/9** Mike Murphy, a nine-season NFL coaching veteran, is named linebackers coach. Murphy coached with the Detroit Lions and Arizona

Cardinals, prior to serving one year in the Pro Personnel Department of the Carolina Panthers. **4/22** Seahawks select Ohio State University wide receiver Joey Galloway with the eighth pick in the first round of the NFL draft. Galloway is the second wide receiver chosen overall and the first ever picked by the Seahawks on the first round of the draft. **7/29** Steve Largent is formally inducted into the Pro Football Hall of Fame. **8/12** Seahawks officially retire Largent's #80 jersey. **9/3** Seahawks lose NFL debut of Head Coach Dennis Erickson, 34-10, to the Kansas City Chiefs in the Kingdome. **9/17** Erickson gains first career win, 24-21, over the Cincinnati Bengals in the Kingdome. Chris Warren rushes for 109 yards. **11/5** Rookie Joey Galloway returns a punt a club record 89 yards for a touchdown to spark a 30-28 win over the visiting New York Giants. Brian Blades has two first quarter touchdown receptions. The win snaps a four-game losing streak and ignites a streak of six wins in seven games. **11/12** Galloway strikes again, this time on an 86-yard run from scrimmage in a 47-30 win over the Jaguars in Jacksonville. His run is a club record and is an NFL-long for 1995, as was his punt return. Galloway accounts for 237 all-purpose yards and three touchdowns, including five receptions for 114 yards and two scores receiving. **11/19** Seattle posts a 27-20 win over the Redskins in Washington, D.C., completing a two-game, 10-day road trip. Chris Warren rushes for a season-high 136 yards and one score, quarterback Rick Mirer throws two touchdown passes and Robert Blackmon has two interceptions. The Seahawks stayed in Jacksonville between games. **12/3** Todd Peterson kicks four field goals in a 26-14 win over the Philadelphia Eagles. **12/10** Quarterback John Friesz engineers three fourth quarter touchdown drives in a 31-27 win over the Broncos in Denver. Seattle rallies from a 20-0 second quarter deficit for the win, the greatest comeback in franchise history. Friesz throws for two touchdowns, including the game-winner to Chris Warren with 49 seconds left. Antonio Edwards' club record 83-yard return of a Robert Blackmon-forced fumble in the third quarter, ignites the rally. **12/17** Chris Warren scores three touchdowns in a 44-10 win over the Oakland Raiders. The win is Seattle's eighth of the year, their most since 1990. **12/24** AFC Western Division champion Kansas City Chiefs end the Seahawks postseason bid with a 26-3 win in Arrowhead Stadium.

1996 — 2/2 Team owner Ken Behring announces that he is moving the franchise. **4/20** Ken Behring and Seattle native Paul Allen enter into an exclusive 14-month option for Allen to purchase the Seahawks. Allen can exercise the option at anytime until July 1, 1997. Allen is named Chairman of Football Northwest, Inc., with Bert Kolde serving as Vice Chairman and Bob Whitsitt as President. Seahawks select Boston College tackle Pete Kendall on the first round with the 21st overall pick. Seattle had traded down twice in the first round, acquiring defensive tackle Glenn Montgomery from the Houston Oilers in the first deal and adding an extra third round pick from the Detroit Lions in the second. **9/1** Seahawks start 21st season with 29-7 loss at San Diego. **9/22** Lamar Smith's 14-yard run with 31 seconds left gives Seahawks a 17-13 win at Tampa Bay, their first win after three losses. **10/6** John Friesz throws touchdown passes of 51, 65 and 80 yards, the latter with 2:03 left to Brian Blades, for a 22-15 win at Miami. **11/3** Michael McCrary blocks Houston's game-winning field goal with 16 seconds left, recovers it, and laterals to Robert Blackmon to complete a 68-yard touchdown return to give Seattle a 23-16 win. John Friesz throws for 323 yards, Seattle's first 300-yard passing game since 1990. **11/10** Seattle completes three wins in three home games by defeating the Minnesota Vikings, 42-23. **11/17** Seattle misses a last play field goal in 17-16 loss at the Detroit Lions. Lamar Smith rushes for a career high 148 yards in his first career start. Seahawks also lose quarterback John Friesz for remainder of the season with a broken leg. **12/8** Seahawks snap three-game losing streak with 26-18 win over visiting Buffalo Bills. Chris Warren rushes for 116 yards, his franchise record 24th career 100-yard game. **12/22** Seahawks close season with 28-21 win at Oakland. Seattle forces seven turnovers and wins with backup quarterbacks Stan Gelbaugh and Gino Torretta playing for John Friesz (broken leg) and Rick Mirer (quadriceps). Torretta passes 32 yards to Joey Galloway for his first career touchdown. Lamar Smith rushes for two touchdowns.

1997 — 2/14 Seahawks make first strike in free agency signing Steelers Pro Bowl linebacker Chad Brown. Brown's signing is followed two days later with that of Pittsburgh teammate cornerback Willie Williams. **2/18** Quarterback Rick Mirer is traded to the Chicago Bears for a first-round draft choice. Seattle now has the 11th and 12th picks overall in the April 19-20 NFL draft. **3/5** Seahawks announce a return of their training camp to Eastern Washington University in Cheney, Washington. Seattle trained at Eastern from 1976-85, before training year-around at their Kirkland Headquarters. **3/6** Detroit Lions safety Bennie Blades is signed as a free agent reuniting him with his brother, Brian. **3/7** Former University of Washington quarterback

Warren Moon signs as a free agent after 13 seasons with the Houston Oilers (1984-93) and Minnesota Vikings (1994-96). Moon ranks fourth in league history in attempts (6,000), completions (3,514), and yards (43,787), and is tied for seventh in touchdowns (254). **3/28** Seattle trades their first-round pick obtained from the Bears, to Atlanta for the Falcons first-round pick, the third overall. Seattle also sends second and fourth rounders to Atlanta and the Falcons flip-flop their third round choices. **4/19** After selecting Ohio State cornerback Shawn Springs with the third overall choice, Seattle sends the 12th overall choice and a third-round pick to the Tampa Bay Buccaneers for the sixth overall choice. That pick is used on Florida State University tackle Walter Jones. It is the first time in their history that the Seahawks have utilized two first-round draft choices. **4/25** Washington State Legislature passes Seahawks Stadium Funding Plan, Referendum 48. The bill sets a statewide vote for June 17. **6/17** Washington state voters approve Proposition 48 by a 51.1 percent to 48.9 percent margin (820,354 yes, 783,584 no), including a 56.4 percent margin (275,358 yes, 213,092 no) in King County. **6/23** Metropolitan King County Council votes 9-3 to approve a new football stadium for the Seahawks. **6/30** Bob Whitsitt, President of Football Northwest, signs paperwork to purchase Seahawks from Ken Behring. **7/15** Seahawks open training camp at Eastern Washington University in Cheney, returning after an 11-year absence. **8/19** Football Northwest is approved as the Seahawks owners by the member clubs of the NFL. **8/31** Seattle loses season opener to New York Jets, 41-3, in the Kingdome and quarterback John Friesz for nine weeks with a broken right thumb. **9/14** Seahawks hold Indianapolis Colts to a franchise low 118 yards for their first win, 31-3, in Indianapolis. The 28-point margin of victory is the largest for Seattle on the road. **10/5** Seattle embarks on three-game winning streak by beating the Tennessee Oilers, 16-13, in Kingdome. Steve Broussard scores on 77 and 43 yard runs within three second half carries overcoming a 10-0 deficit. Broussard rushes for 138 yards on just 6 carries. **10/26** Warren Moon throws a team record-equaling five touchdown passes, including three to Joey Galloway, in a 45-34 win over the Oakland Raiders. His 409 yards is third in team history for a single game and is an NFL high for 1997. **11/9** Moon connects with Galloway on a game-winning 40-yard touchdown pass at San Diego with 2:20 left. The 37-31 win is marred by a season-ending broken ankle suffered by six-time Pro Bowl defensive tackle Cortez Kennedy. **11/28** Seahawks open their first retail store, the Seahawks EndZone Store, in Seattle's Pioneer Square area, two blocks from the Kingdome. **12/14** Quarterback Jon Kitna makes his first career start and guides Seattle to a 22-21 win at Oakland, overcoming a 21-3 halftime deficit. Kitna throws for 283 yards and one score in becoming the sixth first-time quarterback starter in team history to win his debut. Todd Peterson's 49-yard field goal with 2:20 left is the winner. Seattle's win was their fifth of the season after overcoming a 10-point deficit, equalling the most in the NFL since 1970. **12/21** Seattle closes out season with a 38-9 win over the San Francisco 49ers. Warren Moon throws four touchdown passes and sets single season records for completions (313) and yards (3,378). Pro Bowl free safety Darryl Williams co-leads the AFC in interceptions with 8, while Pro Bowl defensive end Michael Sinclair has 12 sacks.

1998 — **1/16** Seahawks announce ticket restructure, increasing the number of \$10 tickets, the lowest ticket price in the NFL, to slightly more than 10,000. **2/1** Warren Moon named MVP of Pro Bowl while leading AFC to 29-24 win. **1/16** Offensive Line Coach Howard Mudd leaves the Seahawks for Indianapolis Colts. **1/17** Linebackers Coach Mike Murphy also joins the Colts staff. **1/30** Coaches Clarence Shelton (running backs) joins Dallas and Ned James (defensive assistant) joins the New Orleans Saints. **2/2** Offensive assistant Jim Zorn leaves for the Detroit Lions. **2/4** Seattle names Jim Johnson linebackers coach. **2/6** Hired Bill Meyers as assistant offensive line coach and announced the club had agreed to terms with Washington Redskins' special teams coach Pete Rodriguez. **2/10** Named Milt Jackson receivers coach. **2/24** Seattle signs three-time Pro Bowl center, Kevin Glover. **2/26** Seahawks name Tim Lappano running backs coach and Eric Yarber to the position of offensive quality control. **3/4** Seahawks make one of the biggest off-season splashes in free agency when the club signs Philadelphia Eagles running back Ricky Watters to a free agency contract. **3/6** The club agrees to terms with unrestricted free agent guard Brian Habib of the Super Bowl Champion Denver Broncos. **4/18** Linebacker Anthony Simmons from Clemson is the team's first-round pick, 15th overall, in the draft. **9/6** The Seahawks open the 1998 season with a 36-0 shutout over the Philadelphia Eagles at Veterans Stadium. The Seahawks would go on to one of the team's best starts ever, with three straight victories to open the year. **12/28** A day after completing its second consecutive 8-8 season, the club relieves Dennis Erickson of his coaching duties.

1999 — **1/8** Team President Bob Whitsitt appoints Mike Holmgren to the position of Executive Vice President of Football Operations/General Manager & Head Coach. The Seahawks surrender a second-round choice in the 1999 draft to the Green Bay Packers as compensation. **1/14** Holmgren hires Mike Sherman (Offensive Coordinator/Tight Ends), Fritz Shurmur (Defensive Coordinator), Tom Lovat (Offensive Line), Larry Brooks (Defensive Line), Nolan Cromwell (Wide Receivers), Jim Lind (Linebackers), Ken Flajole (Defensive Backs), Kent Johnston (Strength & Conditioning), and the retention of Pete Rodriguez (Special Teams). **1/19** Mike Sheppard named Quarterbacks coach. **1/26** Mike Reinfeldt named Senior Vice President. **1/28** Stump Mitchell named Running Backs coach. **1/29** Rod Springer named assistant Strength & Conditioning coach. **2/5** Jerry Colquitt (Offensive Quality Control) and Clayton Lopez (Defensive Quality Control) named to coaching staff. **2/14** Sign unrestricted free agent WR Sean Dawkins. **4/17** Select DE Lamar King (Saginaw Valley State) with the 22nd pick in the first round of the 1999 NFL Draft. **5/26** Defensive Coordinator Fritz Shurmur takes a leave of absence for health reasons. **6/7** Holmgren hires former Buffalo Bills' Assistant Coach Dick Roach to the position of defensive assistant. Linebackers coach Jim Lind is given the added responsibility of coordinating the defense. **8/30** Seahawks defensive coordinator Fritz Shurmur succumbs to liver cancer. **11/28** The Seahawks defeat the Kansas City Chiefs in Arrowhead Stadium to cap a five-game winning streak and take the season record to 8-2.

2000 — **1/2** The Seahawks finish the 1999 season with a 19-9 loss at the New York Jets, but reach the playoffs for the first time since 1988 with the team's second AFC West Championship. The team's 9-7 record is the best mark since 1990. DT Cortez Kennedy is voted to a team-record eighth Pro Bowl along with teammates LB Chad Brown and T Walter Jones. **1/9** Seahawks lose their first playoff game in 11 years when they fall to the Miami Dolphins, 20-17, in the final game played at Seattle's Kingdome. **1/12** Mike Holmgren names Steve Sidwell defensive coordinator. Defensive Assistant Bob Zeman announces his retirement from coaching. **1/20** Holmgren names Gil Haskell offensive coordinator. **1/21** Holmgren names Johnny Holland assistant special teams/assistant strength and conditioning coach. **1/28** Holmgren names Ted Thompson vice president/football operations. **2/12** WR Joey Galloway is traded to the Dallas Cowboys for first-round draft choices in 2000 and 2001. **3/26** Seattle's Kingdome is imploded, to make space for the new football/soccer stadium and exhibition hall, which will be located on the same site. **4/15** Seahawks select Alabama running back Shaun Alexander and Wisconsin tackle Chris McIntosh in the first round of the NFL draft. **4/28** Seattle names John Schneider director of player personnel. **5/10** Scot McCloughan appointed as director of college scouting. **5/15** Bucky Brooks and Mike Murphy named area scouts. **6/1** Former Seahawks safety Eric Stokes and Matt Malaspina named area scouts. **7/5** Seahawks hire Brian Davis for radio play-by-play. **9/3** Seattle loses to Miami in season opener, 23-0, marking the first time the Seahawks were shut out in seven years. **9/10** Seattle opens a two-year stint at Husky Stadium with a loss to the defending Super Bowl Champion St. Louis Rams in a 37-34 shootout. **10/15** Seahawks return man Charlie Rogers sets team single-game record with 198 kickoff return yards and 215 combined return yards versus Indianapolis. **11/12** QB Jon Kitna earns AFC Offensive Player of the Week for 22 of 33, 231-yard, three-touchdown performance at Jacksonville. **12/23** Charlie Rogers returns four kickoffs for 171 yards, which included an 81-yard touchdown, versus Buffalo to establish an AFC single-season record with 2,094 combined return yards (punt and kickoff).

2001 — **1/2** Mike Holmgren names Mark Michaels assistant special teams coach. **2/16** Former Seahawks QB Jim Zorn is named quarterbacks coach. **2/28** A 6.8 magnitude earthquake hit the Seattle area damaging the Seahawks marketing headquarters at Palmer Court, forcing them to move out of the building. The new stadium was not damaged and workers resumed construction less than one week later. **3/2** Seattle trades a third-round draft choice and switches first-round picks with Green Bay for QB Matt Hasselbeck. **3/3** Seattle signs free agent DT John Randle. **3/8** DT Cortez Kennedy is released. **3/9** Seattle signs free agent DT Chad Eaton. **3/16** Seattle names Lance Lopes to serve as General Counsel. **4/9** Seattle signs free agent LB Levon Kirkland. **4/12** Seahawks sign a three-year extension with Eastern Washington University to continue its training camp in Cheney. **4/21** Seattle takes North Carolina State wide receiver Koren Robinson with its first overall selection (No. 9) and Steve Hutchinson (No. 17). Selects 12 college players, the most since drafting 11 in 1992, during the two-day draft. **5/22** Seahawks switch conferences from the

AFC West to the NFC West, joining the Arizona Cardinals, San Francisco 49ers and the St. Louis Rams following realignment. The Seahawks were a member of the NFC West in their inaugural season in 1976 before moving to the AFC West in 1977. **6/28** Named Scott Fitterer area scout and named former Kansas City wide receiver Lake Dawson and former Seahawks safety Eric Stokes pro personnel assistants. **8/3** Signed Trent Dilfer to one-year contract to back up Matt Hasselbeck. **9/16** Home game versus Kansas City is postponed due to the terrorist attacks on Tuesday, September 11. **11/11** Shaun Alexander rushed for 266 yards and three touchdowns versus Oakland, including a team-record 88-yard touchdown.

2002 — **1/2** Seahawks DT John Randle and T Walter Jones selected to represent Seahawks in the Pro Bowl. **1/6** The Seahawks played their final game at Husky Stadium before moving into their new downtown stadium. Trent Dilfer finished the season 4-0, extending his consecutive unbeaten record as a starter to 15-0. **2/22** Released defensive end Michael Sinclair following 11 years of service. **3/1** The Seahawks announced a new logo and colors; Seahawks blue, Seahawks Navy and Seahawks bright green. **3/5** Re-signed Trent Dilfer to be the starting quarterback for the 2002 season. **3/27** The Seahawks unveiled new uniforms at the team's new stadium, the first significant uniform change in the team's 26-year history. For the first time in the NFL, a club allowed fans to choose part of the team's uniform ensemble (the helmet). In a weeklong contest, a total of 64,513 fans voted with an overwhelming 49,447 (76.6%) voting for the new Seahawks blue helmet. The traditional silver helmet received 15,066 (23.4%) votes. (Marked the first time in NFL history that a team allowed fans to choose any part of the teams' uniform ensemble.) **4/2** Bill Laveroni named assistant offensive line coach. **4/19** Traded quarterback Brock Huard to Indianapolis for the Colts fifth-round draft choice in the 2002 draft. **4/20** Seahawks selected Washington Husky tight end Jerramy Stevens in the first round of the NFL Draft, the first tight end selected by the team in the opening round.



Trent Dilfer meets with the media after signing to be the Seahawks 2002 starting quarterback.

SEAHAWKS.COM

On-line fans all over the world have the opportunity to stay up-to-date with Seahawks news by logging on to www.Seahawks.com, the official web site for the Seattle Seahawks.

Fans have the opportunity to have live, real-time chats with players and coaches, online games, online message-board where fans can sound-off and sing praises to Seahawks and special drawings and prize giveaways.

The site is updated daily with practice updates and photos along with comments from Mike Holmgren.

The site also include exclusive game-day coverage with inside photos and scoring updates. There's a distribution e-mail list that notifies our on-line users of news, upcoming events, and changes to the site and numerous downloadable screen-savers of photos from game day action each month.

The format of the front page makes Seahawks.com easy to view for all computer screen sizes and this season, fans will have the opportunity to view footage from press conference and Seahawks Saturday TV Show.

N F L I N T E R N E T N E T W O R K

Official NFL Sites

AFC Teams

NFC Teams

SEAHAWKS .COM

roster | depth chart | scores | schedule | statistics

<XML NAMESPACE PREFIX="TSNS" /><IMPORT NAMESPACE="TSNS" IMPLEMENTATION="/webctl_client1_0.html PREFIX="MPNS" /><IMPORT NAMESPACE="MPNS" IMPLEMENTATION="/webctl_client1_0/multiplayer.htm" />

Home

Tickets

Premium Seats

Team

Stadium

Pro Shop

Press Box

Community

Sea Gals

Multimedia

Fan Zone

FAQs

Search

Back To The Future

See the construction of Seahawks Stadium from start to finish, and take a virtual tour.

Stadium Videos

HAWK MAIL

Join Now!

Did You Know?

The new jerseys are now available at the Seahawks Online Pro Shop.

ASK THE HAWKS

FAN FEEDBACK

Seattle Seahawks
11220 NE 53rd Street
Kirkland, WA 98033
LE@NFL.HAWK

JUNIOR TRAINING CAMP

Colorado

NFL Free Agent (7/9) An updated league.

Seahawks-Gals Camps continue of charge.

The Seahawks signed seventh-round draft pick quarterback Jeff Kelly. A two-year starter at Southern Mississippi, he ranked second in touchdown passes (15), and total offense (4,415) on the USM single-season record chart. He is ranked third in passing yards (4,444) completions (357), and sixth in passing attempts (621) on USM's career record chart. Kelly is the 12th quarterback drafted by Southern Mississippi.

The Seahawks first exhibition game is in...

Days	Hours	Minutes	Seconds

FOR SEASON TICKET INFORMATION CALL 1 888 NFL HAWK

CAREER TOP TEN

GAMES PLAYED

PLAYER, SEASONS	No
1 Joe Nash, 1982-96	218
2 Steve Largent, 1976-89	200
3 Jacob Green, 1980-91	178
4 Jeff Bryant, 1982-93	175
5 Eugene Robinson, 1985-95	170
6 Cortez Kennedy, 1990-00	167
7 Dave Brown, 1976-86	159
8 Brian Blades, 1988-98	156
9 Keith Butler, 1978-87	146
10 Michael Sinclair, 1991-2001	144

GAMES STARTED

PLAYER, SEASONS	No
1 Steve Largent, 1976-89	197
2 Jacob Green, 1980-91	176
3 Joe Nash, 1982-96	169
4 Jeff Bryant, 1982-93	167
5 Dave Brown, 1976-86	159
6 Cortez Kennedy, 1990-00	153
7 Eugene Robinson, 1985-95	152
8 Keith Butler, 1978-87	132
9 Brian Blades, 1988-98	122
10 Edwin Bailey, 1981-91	120

POINTS SCORED

PLAYER, SEASONS	No
1 Norm Johnson, 1982-90	810
2 Steve Largent, 1976-89	608
3 Todd Peterson, 1995-99	555
4 Curt Warner, 1983-89	372
5 John Kasay, 1991-94	341
6 Efren Herrera, 1978-81	331
7 Chris Warren, 1990-97	292
8 Joey Galloway, 1995-99	252
9 Sherman Smith, 1976-82	228
10 Daryl Turner, 1984-87	216

TOTAL TOUCHDOWNS

PLAYER, SEASONS	No
1 Steve Largent, 1976-89	101
2 Curt Warner, 1983-89	62
3 Chris Warren, 1990-97	48
4 Joey Galloway, 1995-99	42
5 Sherman Smith, 1976-82	38
6 Daryl Turner, 1984-87	36
7 Brian Blades, 1988-98	34
8 John L. Williams, 1986-93	33
9 Dan Doornink, 1979-85	25
10 David Sims, 1977-79	23

FIELD GOALS

PLAYER, SEASONS	No
1 Norm Johnson, 1982-90	159
2 Todd Peterson, 1995-99	126
3 John Kasay, 1991-94	82
4 Efren Herrera, 1978-81	64
5 Rian Lindell, 2000-	35
6 John Leypoldt, 1976-77	17
7 Kris Heppner, 2000	6
8 Wilson Alvarez, 1981	3
9 Scott Hagler, 1987	2
10 Don Bitterlich, 1976	1

FIELD GOAL ATTEMPTS

PLAYER, SEASONS	No
1 Norm Johnson, 1982-90	228
2 Todd Peterson, 1995-99	154
3 John Kasay, 1991-94	105
4 Efren Herrera, 1978-81	92
5 Rian Lindell, 2000-	49
6 John Leypoldt, 1976-77	30
7 Kris Heppner, 2000	9
8 Wilson Alvarez, 1981	7
9 Don Bitterlich, 1976	4
10 Scott Hagler, 1987	2

POINT AFTER TOUCHDOWNS

PLAYER, SEASONS	No
1 Norm Johnson, 1982-90	333
2 Todd Peterson, 1995-99	177
3 Efren Herrera, 1978-81	139
4 John Kasay, 1991-94	95
5 John Leypoldt, 1976-78	59
6 Rian Lindell, 2000-	58
7 Wilson Alvarez, 1981	14
8 Kris Heppner, 2000	8
9 Don Bitterlich, 1976	7
10 Scott Hagler, 1987	4

PAT ATTEMPTS

PLAYER, SEASONS	No
1 Norm Johnson, 1982-90	338
2 Todd Peterson, 1995-99	177
3 Efren Herrera, 1978-81	148
4 John Kasay, 1991-94	97
5 John Leypoldt, 1976-78	59
6 Rian Lindell, 2000-	58
7 Wilson Alvarez, 1981	15
8 Kris Heppner, 2000	8
9 Don Bitterlich, 1976	7
10 Scott Hagler, 1987	4

RUSHING ATTEMPTS

PLAYER, SEASONS	NO
1 Curt Warner, 1983-89	1,649
2 Chris Warren, 1990-97	1,559
3 John L. Williams, 86-93	1,148
4 Ricky Watters, 1998-2001	994
5 Sherman Smith, 1976-82	810
6 Dan Doornink, 1979-85	463
7 Shaun Alexander, 2000-	373
8 Derrick Fenner, 1989-91	317
9 Jim Zorn, 1976-84	307
10 David Hughes, 1981-85	294
Dave Krieg, 1980-91	294

RUSHING YARDS

PLAYER, SEASONS	NO
1 Chris Warren, 1990-97	6,706
2 Curt Warner, 1983-89	6,705
3 John L. Williams, 86-93	4,579
4 Ricky Watters, 1998-2001	4,009
5 Sherman Smith, 1976-82	3,429
6 Shaun Alexander, 2000-	1,631
7 Dan Doornink, 1979-85	1,530
8 Jim Zorn, 1976-84	1,494
9 Lamar Smith, 1994-97	1,286
10 David Sims, 1977-79	1,174



David Sims (1977-79)

RUSHING TOUCHDOWNS

PLAYER, SEASONS	NO
1 Curt Warner, 1983-89	55
2 Chris Warren, 1990-97	44
3 Sherman Smith, 1976-82	28
4 Ricky Watters, 1998-2001	22
5 Derrick Fenner, 1989-91	19
David Sims, 1977-79	19
7 Jim Zorn, 1976-84	17
John L. Williams, 1986-93	17
9 Shaun Alexander, 2000-	16
10 Dan Doornink, 1979-85	14

PASSING ATTEMPTS

PLAYER, SEASONS	NO
1 Dave Krieg, 1980-91	3,576
2 Jim Zorn, 1976-84	2,992
3 Rick Mirer, 1993-96	1,523

4 Jon Kitna, 1997-00	1,130
5 Warren Moon, 1997-98	786
6 Kelly Stouffer, 1988-92	437
7 John Friesz, 1995-98	416
8 Matt Hasselbeck, 2001-	321
9 Stan Gelbaugh, 1992-96	273
10 Jeff Kemp, 1987-91	249

PASSING COMPLETIONS

PLAYER, SEASONS	NO
1 Dave Krieg, 1980-91	2,096
2 Jim Zorn, 1976-84	1,593
3 Rick Mirer, 1993-96	814
4 Jon Kitna, 1997-00	658
5 Warren Moon, 1997-98	458
6 John Friesz, 1995-98	228
7 Kelly Stouffer, 1988-92	225
8 Matt Hasselbeck, 2001-	176
9 Stan Gelbaugh, 1992-95	131
10 Jeff Kemp, 1987-91	130

PASSING YARDS

PLAYER, SEASONS	NO
1 Dave Krieg, 1980-91	26,132
2 Jim Zorn, 1976-84	20,122
3 Rick Mirer, 1993-96	9,094
4 Jon Kitna, 1997-00	7,552
5 Warren Moon, 1997-98	5,310
6 John Friesz, 1995-98	2,971
7 Kelly Stouffer, 1988-92	2,333
8 Matt Hasselbeck, 2001-	2,023
9 Jeff Kemp, 1987-91	1,735
10 Stan Gelbaugh, 1992-96	1,426

TOUCHDOWN PASSES

PLAYER, SEASONS	NO
1 Dave Krieg, 1980-91	195
2 Jim Zorn, 1976-84	107
3 Jon Kitna, 1997-00	49
4 Rick Mirer, 1993-96	41
5 Warren Moon, 1997-98	36
6 John Friesz, 1995-98	16
7 Jeff Kemp, 1987-91	9
8 Kelly Stouffer, 1988-92	7
Stan Gelbaugh, 1992-96	7
Trent Dilfer, 2001-	7
Matt Hasselbeck, 2001-	7

PASSES HAD INTERCEPTED

PLAYER, SEASONS	NO
1 Dave Krieg, 1980-91	148
2 Jim Zorn, 1976-84	133
3 Rick Mirer, 1993-96	56
4 Jon Kitna, 1997-00	45
5 Warren Moon, 1997-98	24
6 Kelly Stouffer, 1988-92	19
7 Jeff Kemp, 1987-91	18
8 Steve Myer, 1976-79	14
9 Stan Gelbaugh, 1992-96	12
John Friesz, 1995-98	12

TIMES SACKED

PLAYER, SEASONS	NO
1 Dave Krieg, 1980-91	341
2 Jim Zorn, 1976-84	200
3 Rick Mirer, 1993-96	138
4 Jon Kitna, 1997-00	79
5 Warren Moon, 1997-98	52
6 Kelly Stouffer, 1988-92	50
7 Matt Hasselbeck, 2001-	38
8 Stan Gelbaugh, 1992-96	36
9 Dan McGwire, 1991-94	20
10 John Friesz, 1995-98	18

QUARTERBACK RATING (MINIMUM 100 ATTEMPTS)

PLAYER, SEASONS	NO
1 Trent Dilfer, 2001-	92.0
2 Dave Krieg, 1980-91	82.3
3 Warren Moon, 1997-98	81.3
4 Brock Huard, 1999-	80.1
5 John Friesz, 1995-98	78.3
6 Jon Kitna, 1997-00	76.3
7 Matt Hasselbeck, 2001-	70.9
8 Jim Zorn, 1976-84	67.8
9 Rick Mirer, 1993-96	65.2
10 Gale Gilbert, 1985-86	64.7

PASS RECEPTIONS

PLAYER, SEASONS	NO
1 Steve Largent, 1976-89	819
2 Brian Blades, 1988-98	581
3 John L. Williams, 1986-93	471
4 Joey Galloway, 1995-99	283
5 Sam McCullum, 1976-81	232
6 Sherman Smith, 1976-82	211
7 Dan Doornink, 1979-85	197
8 Chris Warren, 1990-97	194
9 Curt Warner, 1983-89	193
10 Mike Pritchard, 1996-99	169

RECEIVING YARDS

PLAYER, SEASONS	NO
1 Steve Largent, 1976-89	13,089
2 Brian Blades, 1988-98	7,620
3 Joey Galloway, 1995-99	4,457
4 John L. Williams, 1986-93	4,151
5 Sam McCullum, 1976-81	3,409
6 Sherman Smith, 1976-82	2,342
7 Mike Pritchard, 1996-99	2,288
8 Tommy Kane, 1988-92	2,034
9 Dan Doornink, 1979-85	1,940
10 Paul Skansi, 1984-91	1,911

RECEIVING TOUCHDOWNS

PLAYER, SEASONS	NO
1 Steve Largent, 1976-89	100
2 Daryl Turner, 1984-87	36
Joey Galloway, 1995-98	36
4 Brian Blades, 1988-98	34
5 Sam McCullum, 1976-81	21
6 John L. Williams, 1986-93	16

7 Darrell Jackson, 2000-	14
8 Ray Butler, 1985-88	13
9 Sean Dawkins, 1999-00	12
10 Dan Doornink, 1979-85	11
Derrick Mayes, 1999-00	11

INTERCEPTIONS

PLAYER, SEASONS	NO
1 Dave Brown, 1976-86	50
2 Eugene Robinson, 1985-95	42
3 John Harris, 1978-85	41
4 Kenny Easley, 1981-87	32
5 Darryl Williams, 1996-99	20
6 Keith Simpson, 1978-85	19
7 Terry Taylor, 1984-88, 1994	16
Willie Williams, 1997-	16
Shawn Springs, 1997-	16
10 Robert Blackmon, 1990-96	15
Jay Bellamy, 1994-00	15



Keith Simpson (1978-85)

INTERCEPTION RETURN YARDS

PLAYER, SEASONS	NO
1 Dave Brown, 1976-86	643
2 Eugene Robinson, 1985-95	586
3 Kenny Easley, 1981-87	528
4 John Harris, 1978-85	425
5 Darryl Williams, 1996-99	402
6 Keith Simpson, 1978-85	338
7 Robert Blackmon, 1990-96	246
8 Dwayne Harper, 1988-93	242
9 Shawn Springs, 1997-	227
10 Terry Taylor, 1984-88, 1994	202

INTERCEPTION RETURN FOR TD

PLAYER, SEASONS	NO
1 Dave Brown, 1976-86	5
2 Keith Simpson, 1978-85	3
Kenny Easley, 1981-87	3
Willie Williams, 1997-	3
5 John Harris, 1978-85	2
Jacob Green, 1980-91	2
Terry Taylor, 1984-88, 1994	2
Darryl Williams, 1996-99	2
Shawn Springs, 1997-	2
Darrin Smith, 1998-99	2

PUNTS

PLAYER, SEASONS	NO
1 Rick Tuten, 1991-97	554
2 Jeff Fealgles, 1998-	324
3 Jeff West, 1981-85	299
4 Herman Weaver, 1977-80	257
5 Ruben Rodriguez, 1987-89	192
6 Rick Engles, 1976-77	84
7 Rick Donnelly, 1990-91	80
8 Vince Gamache, 1986	79
9 David Finzer, 1985	68
10 Rohn Stark, 1997	20



Rick Tuten (1991-97)

PUNTING YARDS

PLAYER, SEASONS	NO
1 Rick Tuten, 1991-97	24,266
2 Jeff Fealgles, 1998-	13,685
3 Jeff West, 1981-85	11,511
4 Herman Weaver, 1977-80	10,182
5 Ruben Rodriguez, 1987-89	7,733
6 Rick Donnelly, 1990-91	3,227
7 Rick Engles, 1976-77	3,204
8 Vince Gamache, 1986	3,048
9 David Finzer, 1985	2,766
10 Rohn Stark, 1997	813

INSIDE THE 20

PLAYER, SEASONS	NO
1 Rick Tuten, 1991-97	147
2 Jeff Fealgles, 1998-	111
3 Jeff West, 1981-85	73
4 Herman Weaver, 1977-80	49
5 Ruben Rodriguez, 1987-89	48
6 Rick Donnelly, 1990-91	19
7 Rick Engles, 1976-77	13
8 David Finzer, 1985	12
9 Vince Gamache, 1986	10
10 Rohn Stark, 1997	7

TOUCHBACKS

PLAYER, SEASONS	NO
1 Rick Tuten, 1991-97	45
2 Jeff West, 1981-85	28
3 Jeff Fealgles, 1998-	26
4 Herman Weaver, 1977-80	19
5 Ruben Rodriguez, 1987-89	17
6 Rick Donnelly, 1990-91	9
7 Vince Gamache, 1986	7

8 David Finzer, 1985	6
9 Rick Engles, 1976-77	4
10 2 players tied with	2

HAD BLOCKED

PLAYER, SEASONS	NO
1 Herman Weaver, 1977-80	5
2 Rick Engles, 1976-77	3
3 Kyle Richardson, 1997	2
Rick Tuten, 1991-97	2
Jeff Fealgles, 1998-	2
6 Ruben Rodriguez, 1987-89	1

PUNT RETURNS

PLAYER, SEASONS	NO
1 Chris Warren, 1990-97	94
2 Bobby Joe Edmonds, 1986-88	89
3 Joey Galloway, 1995-99	79
4 Paul Johns, 1981-84	74
5 Charlie Rogers, 1999-2001	73
6 Kelvin Martin, 1993-94	65
7 Will Lewis, 1980-81	57
8 Paul Skansi, 1984-91	53
9 Ronnie Harris, 1994-98	44
10 Rufus Crawford, 1978	34

FAIR CATCHES

PLAYER, SEASONS	NO
1 Chris Warren, 1990-97	60
2 Charlie Rogers, 1999-2001	40
3 Kelvin Martin, 1993-94	35
4 Bobby Joe Edmonds, 1986-88	26
5 Paul Johns, 1981-84	23
Joey Galloway, 1995-99	23
7 Ronnie Harris, 1994-98	22
8 Will Lewis, 1980-81	10
James Jefferson, 1989-93	10
10 Paul Skansi, 1984-91	9

PUNT RETURN YARDS

PLAYER, SEASONS	NO
1 Bobby Joe Edmonds, 1986-88	1,010
2 Charlie Rogers, 1999-2001	925
3 Paul Johns, 1981-84	843
4 Joey Galloway, 1995-99	823
5 Chris Warren, 1990-97	819
6 Kelvin Martin, 1993	550
7 Paul Skansi, 1984-91	500
8 Will Lewis, 1980-81	449
9 Ronnie Harris, 1994-98	360
10 Kenny Easley, 1981-87	302

PUNT RETURN TD'S

PLAYER, SEASONS	NO
1 Joey Galloway, 1995-99	4
2 Paul Johns, 1981-84	2
3 Will Lewis, 1980-81	1
Bobby Joe Edmonds, 1986-88	1
Chris Warren, 1990-97	1
Charlie Rogers, 1999-2001	1

KICKOFF RETURNS

PLAYER, SEASONS	NO
1 Steve Broussard, 1995-98	165
2 Charlie Rogers, 1999-2001	134
3 Bobby Joe Edmonds, 1986-88	101
4 Chris Warren, 1990-97	86
5 Randall Morris, 1984-88	82
6 Al Hunter, 1977-80	78
7 Zachary Dixon, 1983-84	74
8 Ahman Green, 1998-99	63
9 Michael Bates, 1993-94	56
10 Will Lewis, 1980-81	45

KICKOFF RETURN YARDS

PLAYER, SEASONS	NO
1 Steve Broussard, 1995-98	3,900
2 Charlie Rogers, 1999-2001	3,214
3 Bobby Joe Edmonds, 1986-88	2,228
4 Chris Warren, 1990-97	1,794
5 Al Hunter, 1977-80	1,717
6 Randall Morris, 1984-88	1,621
7 Zachary Dixon, 1983-84	1,594
8 Ahman Green, 1998-99	1,438
9 Michael Bates, 1993-94	1,111
10 Will Lewis, 1980-81	963

KICKOFF RETURN TD'S

PLAYER, SEASONS	NO
1 Zachary Dixon, 1983-84	1
James Jefferson, 1989-93	1
Jon Vaughn, 1993-94	1
Steve Broussard, 1995-98	1
Charlie Rogers, 1999-2001	1

FUMBLES

PLAYER, SEASONS	NO
1 Dave Krieg, 1980-91	108
2 Jim Zorn, 1976-84	49
3 Curt Warner, 1983-89	38
Jon Kitna, 1997-00	38
5 Chris Warren, 1990-97	26
6 Rick Mirer, 1993-96	24
7 Sherman Smith, 1976-82	22
8 Kelly Stouffer, 1988-92	20
9 John L. Williams, 1986-93	18
10 Steve Largent, 1976-89	17

FUMBLE RECOVERIES

PLAYER, SEASONS	NO
1 Jacob Green, 1980-91	17
2 Eugene Robinson, 1985-95	14
3 Dave Brown, 1976-86	11
Jeff Bryant, 1982-93	11
John Harris, 1978-85	11
6 Kenny Easley, 1981-87	9
Greg Gaines, 1981, 83-88	9
Shelton Robinson, 1982-85	9
Terry Wooden, 1990-96	9
Michael Sinclair, 1991-2001	9

FUMBLE RETURN YARDS

PLAYER, SEASONS	NO
1 Michael Sinclair, 1991-2001	94
2 Corey Harris, 1995-96	85
3 Antonio Edwards, 1993-97	83
4 Chad Brown, 1997-	81
5 Jacob Green, 1980-91	79
6 Carlton Gray, 1993-96	62
John Harris, 1978-85	62
8 Fredd Young, 1984-87	58
9 Nesby Glasgow, 1988-92	56
10 Cornell Webster, 1977-80	54

FUMBLE RETURN TD'S

PLAYER, SEASONS	NO
1 Chad Brown, 1997-	3
2 Jacob Green, 1980-91	2
Shelton Robinson, 1982-85	2
Michael Sinclair, 1991-2001	2
5 14 tied with	1

OWN FUMBLE RECOVERIES

PLAYER, SEASONS	NO
1 Dave Krieg, 1980-91	27
2 Jon Kitna, 1997-00	20
3 Curt Warner, 1983-89	13
4 Jim Zorn, 1976-84	12
5 Chris Warren, 1990-97	10
6 John L. Williams, 1986-93	9
7 Edwin Bailey, 1981-91	7
Sherman Smith, 1976-82	7
Rick Mirer, 1993-96	7
10 Bryan Millard, 1984-91	6
Kelly Stouffer, 1988-92	6

TACKLES

PLAYER, SEASONS	NO
1 Eugene Robinson, 1985-95	984
2 Keith Butler, 1978-87	813
3 Joe Nash, 1982-96	779
4 Jacob Green, 1980-91	718
5 Jeff Bryant, 1982-93	689
6 Dave Brown, 1976-86	684
7 Cortez Kennedy, 1990-00	668
8 John Harris, 1978-85	649
9 Michael Jackson, 1979-86	574
10 Chad Brown, 1997-	571



Manu Tuiasosopo (1979-83)

QUARTERBACK SACKS

PLAYER, SEASONS	NO
1 Jacob Green, 1980-91	116.0
2 Michael Sinclair, 1991-2001	73.5
3 Jeff Bryant, 1982-93	63.0
4 Cortez Kennedy, 1990-00	58.0
5 Joe Nash, 1982-96	47.5
6 Rufus Porter, 1988-94	37.5
7 Chad Brown, 1997-	34.0
8 Sam Adams, 1994-99	22.0
9 Phillip Daniels, 1996-99	21.5
10 Manu Tuaiasopo, 1979-83	21.0

YARDS LOST ON SACKS

PLAYER, SEASONS	NO
1 Jacob Green, 1980-91	753
2 Jeff Bryant, 1982-93	469
3 Michael Sinclair, 1991-2001	418.5
4 Cortez Kennedy, 1990-00	390.5
5 Joe Nash, 1982-96	312
Rufus Porter, 1988-94	312
7 Bill Gregory, 1978-80	177
8 Sam Adams, 1994-99	157
9 Manu Tuaiasopo, 1979-83	156
10 Fredd Young, 1984-87	151

FORCED FUMBLES

PLAYER, SEASONS	NO
1 Jacob Green, 1980-91	28
2 Michael Sinclair, 1991-2001	24
3 Rufus Porter, 1988-94	14
4 Joe Nash, 1982-96	13
Bruce Scholtz, 1982-88	13
6 Jeff Bryant, 1982-93	12
7 Keith Butler, 1978-87	11
Keith Simpson, 1978-85	11
9 4 players tied with	10

BLOCKED PUNTS

PLAYER, SEASONS	NO
1 Kerry Justin, 1978-83, 1986-87	3
2 Don Dufek, 1976-77, 1979	2
Patrick Hunter, 1986-94	2
Sam Merriman, 1983-87	2
Fredd Young, 1984-87	2
6 Alex Bannister, 2001-	1
Michael Bates, 1993-94	1
Autry Beamon, 1977-79	1
Tony Burse, 1987	1
Peter Cronan, 1977-79, 1981	1
Greg Gaines, 1981, 1983-88	1
Sam McCullum, 1976-81	1
Steve Raible, 1976-81	1
Terry Taylor, 1984-88, 1994	1
Byron Walker, 1982-86	1

BLOCKED PUNTS RETURNED FOR TOUCHDOWNS

PLAYER, SEASONS	NO
1 Alex Bannister, 2001-	1
Autry Beamon, 1977-79	1
Jessie Green, 1979-80	1

Eric Lane, 1981-87	1
Sam Merriman, 1983-87	1
Paul Moyer, 1983-89	1
Steve Raible, 1976-81	1
Eugene Robinson, 1985-95	1
Terry Taylor, 1984-88, 1994	1

BLOCKED PAT'S

PLAYER, SEASONS	NO
1 Mike White, 1981-82	3
2 Jeff Bryant, 1982-93	2
Jacob Green, 1980-91	2
Joe Nash, 1982-96	2
5 Dennis Boyd, 1977-79, 1981-82	1
Brian Flones, 1981-82	1
Terry Wooden, 1990-96	1

BLOCKED FIELD GOALS


PLAYER, SEASONS	NO
1 Joe Nash, 1982-96	8
2 Jeff Bryant, 1982-93	3
3 Dennis Boyd, 1977-79, 1981-82	2
Jacob Green, 1980-91	2
Mike White, 1981-82	2
6 16 players tied with	1

BLOCKED FIELD GOALS RETURNED FOR TOUCHDOWN

PLAYER, SEASONS	NO
1 Robert Blackmon, 1990-96	1
Vernon Dean, 1988	1
Byron Walker, 1982-86	1
Shawn Springs, 1997-	1

RETURN TOUCHDOWNS (TOUCHDOWNS SCORED VIA INTERCEPTION, FUMBLE, KICKOFF, PUNT, BLOCKED PUNT, OR BLOCKED FG)

PLAYER, SEASONS	NO
1 Dave Brown, 1976-86	5
2 Jacob Green, 1980-91	4
Joey Galloway, 1995-99	4
3 Shawn Springs, 1997-	4
Kenny Easley, 1981-87	3
Keith Simpson, 1978-86	3
Terry Taylor, 1984-88, 1994	3
Chad Brown, 1997-	3
Willie Williams, 1997-	3
10 11 players tied with	2



Byron Walker (1982-86)

YEARLY LEADERS

TOUCHDOWNS

	G	TOT	RUSH	REC	RET	PAT	PTS	
1976	Sherman Smith	12	5	4	1	0	0/0	30
1977	Steve Largent	14	10	0	10	0	0/0	60
1978	David Sims	12	15*	14*	1	0	0/0	90*
1979	Sherman Smith	16	15	11	4	0	0/0	90
1980	Jim Jodat	16	6	5	1	0	0/0	36
1981	Steve Largent	16	10	1	9	0	0/0	60
1982	Steve Largent	8	3	0	3	0	0/0	18
1983	Curt Warner	16	14+	13	1	0	0/0	84
1984	Steve Largent	16	12	0	12	0	0/0	72
1985	Daryl Turner	16	13	0	13*	0	0/0	78
1986	Curt Warner	16	13	13+	0	0	0/0	78
1987	Curt Warner	12	10	8	2	0	0/0	60
1988	Curt Warner	16	12	10	2	0	0/0	72
1989	John L. Williams	15	7	1	6	0	0/0	42
1990	Derrick Fenner	16	15+	14+	1	0	0/0	90
1991	John L. Williams	16	5	4	1	0	0/0	30
1992	Tommy Kane	11	3	0	3	0	0/0	18
	Chris Warren	16	3	3	0	0	0/0	18
	John L. Williams	16	3	1	2	0	0/0	18
1993	Chris Warren	14	7	7	0	0	0/0	42
1994	Chris Warren	16	11	9	2	0	1/1	68
1995	Chris Warren	16	16	15+	1	0	0/1	96
1996	Lamar Smith	16	8	8	0	0	3/3	54
	Joey Galloway	16	8	0	7	1	0/0	48
1997	Joey Galloway	15	12	0	12+	0	0/0	72
1998	Joey Galloway	16	12	0	10#	2	0/0	72
1999	Derrick Mayes	16	10	0	10	0	0/0	60
2000	Ricky Watters	16	9	7	2	0	0/0	54
2001	Shaun Alexander	16	16	14+	2	0	0/0	96+

KICK SCORING

	G	PATs	FGs	PTS.	
1976	John Leypoldt	11	19-22	8-12	43
1977	John Leypoldt	14	33-37	9-18	60
1978	Efren Herrera	16	40-44	13-21	79
1979	Efren Herrera	16	43-46	19-23	100
1980	Efren Herrera	16	33-33	20-31	93
1981	Efren Herrera	12	23-25	12-17	59
1982	Norm Johnson	9	13-14	10-14	43
1983	Norm Johnson	16	49-50	18-25	103
1984	Norm Johnson	16	50-51	20-24	110
1985	Norm Johnson	16	40-41	14-25	82
1986	Norm Johnson	16	42-42	22-35*	108
1987	Norm Johnson	13	40-40	15-20	85
1988	Norm Johnson	16	39-39	22-28	105
1989	Norm Johnson	16	27-27	15-25	72
1990	Norm Johnson	16	33-34	23-32	102
1991	John Kasay	16	27-28	25-31	102
1992	John Kasay	16	14-14	14-22	56
1993	John Kasay	16	29-29	23-28	98
1994	John Kasay	16	25-26	20-24	85
1995	Todd Peterson	16	40-40	23-28	109
1996	Todd Peterson	16	27-27	28-34	111
1997	Todd Peterson	16	37-37	22-28	103
1998	Todd Peterson	16	41-41	19-24	98
1999	Todd Peterson	16	32-32	34-40	134
2000	Rian Lindell	12	25-25	15-17	70
2001	Rian Lindell	16	33-33	20-32	93

* Led NFL; + Led AFC; # Tied AFC

RUSHING

		G	ATT	Yds	AVG	LG	TD
1976	Sherman Smith	12	119	537	4.5	53	4
1977	Sherman Smith	14	163	763	4.7	39	4
1978	Sherman Smith	12	165	805	4.9	67	6
1979	Sherman Smith	16	194	775	4.0	31	11
1980	Jim Jodat	16	155	632	4.1	26	5
1981	Theotis Brown	10	141	531	3.8	43	6
1982	Sherman Smith	9	63	202	3.2	19	0
1983	Curt Warner	16	335+	1449+	4.3	60	13
1984	David Hughes	16	94	327	3.3	14	1
1985	Curt Warner	16	291	1094	3.8	38	8
1986	Curt Warner	16	319+	1481+	4.6	60	13+
1987	Curt Warner	12	234	985	4.2	57	8
1988	Curt Warner	16	266	1025	3.9	29	10
1989	Curt Warner	16	194	631	3.3	34	3
1990	Derrick Fenner	16	215	859	4.0	36	14*
1991	John L. Williams	16	188	741	3.9	42	4
1992	Chris Warren	16	223	1017	4.6	52	3
1993	Chris Warren	14	273	1072	3.9	45	7
1994	Chris Warren	16	333	1545+	4.6+	41	9
1995	Chris Warren	16	310	1346	4.3	52	15+
1996	Chris Warren	14	203	885	4.2	51	5
1997	Chris Warren	15	200	847	4.2	36	4
1998	Ricky Watters	16	319	1239	3.9	39t	9
1999	Ricky Watters	16	325	1210	3.7	45	5
2000	Ricky Watters	16	278	1242	4.5	55	7
2001	Shaun Alexander	16	309	1318	4.3	88t	14+

* Led NFL; + Led AFC

PASSING

		G/S	ATT	CMP	Yds	PCT	TD	INT	RATE
1976	Jim Zorn	14/14	439*	208	2571	47.3	12	27	49.5
1977	Jim Zorn	10/10	251	104	1683	41.4	16	19	54.3
1978	Jim Zorn	16/16	443+	248+	3283+	56.0	15	20	72.2
1979	Jim Zorn	16/16	505	285	3661	56.4	20	18	77.7
1980	Jim Zorn	16/16	488	276	3346	56.6	17	20	72.3
1981	Jim Zorn	13/13	397	236	2788	59.4	13	9	82.3
1982	Jim Zorn	9/7	245	126	1540	51.4	7	11	62.0
1983	Dave Krieg	9/8	243	147	2139	60.5	18	11	95.0
1984	Dave Krieg	16/16	480	276	3671	57.5	32	24	83.3
1985	Dave Krieg	16/16	532	285	3602	53.6	27	20	76.2
1986	Dave Krieg	15/15	375	225	2921	60.0	21	11	91.0
1987	Dave Krieg	12/12	294	178	2131	60.5	23	15	87.6
1988	Dave Krieg	9/9	228	134	1741	58.8	18	8*	94.6
1989	Dave Krieg	15/14	499	286	3309	57.3	21	20	74.8
1990	Dave Krieg	16/16	448	265	3194	59.2	15	20	73.6
1991	Dave Krieg	10/9	285	187	2080	65.6*	11	12	82.5
1992	Stan Gelbaugh	10/8	255	121	1307	47.5	6	11	52.9
1993	Rick Mirer	16/16	486	274	2833	56.4	12	17	67.0
1994	Rick Mirer	13/13	381	195	2151	51.2	11	7*	70.2
1995	Rick Mirer	15/13	391	209	2564	53.5	13	20+	63.7
1996	John Friesz	8/6	211	120	1629	56.9	8	4	86.4
1997	Warren Moon	15/14	528	313	3678	59.3	25	16	83.7
1998	Warren Moon	10/10	258	145	1632	56.2	11	8	76.6
1999	Jon Kitna	15/15	495	270	3346	54.5	23	16	77.7
2000	Jon Kitna	15/12	418	259	2658	62.0	18	19	75.6
2001	Matt Hasselbeck	13/12	321	176	2023	54.8	7	8	70.9

* Led NFL; + Led AFC

RECEIVING

	G	No	Yds	AVG	LG	TD
1976 Steve Largent	14	54	705	13.0	45	4
1977 Steve Largent	14	33	643	19.4	74	10
1978 Steve Largent	16	71+	1168	16.5	57	8
1979 Steve Largent	15	66	1237+	18.7	55	9
1980 Steve Largent	16	66	1064	16.1	67	6
1981 Steve Largent	16	75	1224	16.3	57	9
1982 Steve Largent	8	34	493	14.5	45	3
1983 Steve Largent	15	72	1074	14.9	46	11
1984 Steve Largent	16	74	1164	15.7	65	12
1985 Steve Largent	16	79	1287+	16.3	43	6
1986 Steve Largent	16	70	1070	15.3	38	9
1987 Steve Largent	13	58	912	15.7	55	8
1988 John L. Williams	16	58	651	11.2	75	3
1989 Brian Blades	16	77	1063	13.8	60	5
1990 John L. Williams	16	73	699	9.6	60	0
1991 Brian Blades	16	70	1003	14.3	52	2
1992 John L. Williams	16	74	556	7.5	27	2
1993 Brian Blades	16	80	945	11.8	41	3
1994 Brian Blades	16	81	1086	13.4	45	4
1995 Brian Blades	16	77	1001	13.0	49	4
1996 Joey Galloway	16	57	987	17.3	65	7
1997 Joey Galloway	15	72	1049	14.6	53	12+
1998 Joey Galloway	16	65	1047	16.1	81t	10#
1999 Derrick Mayes	16	62	829	13.4	43t	10
2000 Sean Dawkins	16	63	731	11.6	40	5
Ricky Watters	16	63	613	9.7	59	2
2001 Darrell Jackson	16	70	1081	15.4	64	8

* Led NFL; + Led AFC; # Tied AFC

RECEIVING YARDS

	G	Yds	No	AVG	LG	TD
1976 Steve Largent	14	705	54	13.0	45	4
1977 Steve Largent	14	643	33	19.4	74	10
1978 Steve Largent	16	1168	71+	16.5	57	8
1979 Steve Largent	15	1237+	66	18.7	55	9
1980 Steve Largent	16	1064	66	16.1	67	6
1981 Steve Largent	16	1224	75	16.3	57	9
1982 Steve Largent	8	493	34	14.5	45	3
1983 Steve Largent	15	1074	72	14.9	46	11
1984 Steve Largent	16	1164	74	15.7	65	12
1985 Steve Largent	16	1287+	79	16.3	43	6
1986 Steve Largent	16	1070	70	15.3	38	9
1987 Steve Largent	13	912	58	15.7	55	8
1988 Brian Blades	16	682	40	17.1	55	8
1989 Brian Blades	16	1063	77	13.8	60	5
1990 Tommy Kane	16	776	52	14.9	63	4
1991 Brian Blades	16	1003	70	14.3	52	2
1992 John L. Williams	16	556	74	7.5	27	2
1993 Brian Blades	16	945	80	11.8	41	3
1994 Brian Blades	16	1086	81	13.4	45	4
1995 Joey Galloway	16	1037	67	15.5	59	7
1996 Joey Galloway	16	987	57	17.3	65	7
1997 Joey Galloway	15	1049	72	14.6	53	12+
1998 Joey Galloway	16	1047	65	16.1	81t	10#
1999 Sean Dawkins	16	992	58	17.1	45t	7
2000 Sean Dawkins	16	731	63	11.6	40	5
2001 Darrell Jackson	16	1081	70	15.4	64	8

* Led NFL; + Led AFC; # Tied AFC

INTERCEPTIONS

	G	No	Yds	AVG	LG	TD
1976 Dave Brown	14	4	70	17.5	33	0
Rolly Woolsey	14	4	19	4.7	13	0
1977 Autry Beamon	14	6	36	6.0	16	0
1978 Cornell Webster	15	5	9	1.8	14	0
1979 Dave Brown	16	5	46	9.2	23	0
1980 Dave Brown	16	6	32	5.3	24	0
John Harris	16	6	28	4.7	15	0
1981 John Harris	16	10+	155	15.5	42	2+
1982 Kenny Easley	8	4	48	12.0	44	0
John Harris	9	4	33	8.3	18	0
1983 Kenny Easley	16	7	96	13.2	38	0
1984 Kenny Easley	16	10+	126	12.6	58	2*
1985 John Harris	16	7	20	2.9	17	0
1986 Dave Brown	16	5	58	11.6	24	1
1987 Kenny Easley	12	4	47	11.8	22	0
1988 Paul Moyer	16	6	79	13.2	34	0
1989 Eugene Robinson	16	5	24	4.8	20	0
1990 Eugene Robinson	16	3	89	29.7	39	0
Dwayne Harper	16	3	69	23.0	47	0
1991 Eugene Robinson	16	5	56	11.2	27	0
1992 Eugene Robinson	16	7	126	18.0	49	0
1993 Eugene Robinson	16	9*	80	8.9	28	0
1994 Patrick Hunter	5	3	85	28.3	51	0
Terry Wooden	16	3	78	26.0	69t	1
Orlando Watters	16	3	39	13.0	18	1
Eugene Robinson	13	3	18	6.0	18	0
1995 Robert Blackmon	13	5	46	9.2	21	0
1996 Darryl Williams	16	5	148	29.6	79	1
1997 Darryl Williams	16	8+	172	21.5	44	1
1998 Shawn Springs	16	7	142	20.3	56t	2#
1999 Shawn Springs	16	5	77	15.4	42	0
Willie Williams	16	5	43	8.6	40t	1
2000 Jay Bellamy	16	4	132	33.0	84t	1
Willie Williams	16	4	74	18.5	69t	1
2001 Willie Williams	16	4	24	6.0	24	0

* Led NFL; + Led AFC; # Tied AFC



Eugene Robinson (1985-95)

PUNTING

	G	No	Yds	AVG	NET	LG	TB	120	BLK
1976 Rick Engles	14	80	3067	38.3	29.9	55	3	13	2
1977 Herman Weaver	13	58	2293	39.5	31.8	59	4	10	1
1978 Herman Weaver	16	66	2440	37.0	29.5	59	6	13	0
1979 Herman Weaver	16	66	2651	40.2	33.4	60	3	11	3
1980 Herman Weaver	16	67	2798	41.8	31.6	62	7	14	2
1981 Jeff West	15	66	2578	39.1	36.1+	56	2	16	0
1982 Jeff West	9	48	1835	38.2	36.7	52	3	8	0
1983 Jeff West	16	79	3115	39.5	34.6	56	10	25	0
1984 Jeff West	16	95	3567	37.5	33.3	60	10	24	0
1985 Dave Finzer	12	68	2766	40.7	34.6	61	6	12	0
1986 Vince Gamache	16	79	3048	38.6	33.0	55	7	10	0
1987 Ruben Rodriguez	12	47	1880	40.0	34.0	63	5	17	0
1988 Ruben Rodriguez	16	70	2858	40.8	36.8	68	4	14	0
1989 Ruben Rodriguez	16	75	2995	39.9	32.9	59	8	17	1
1990 Rick Donnelly	16	67	2722	40.6	34.4	54	8	18	0
1991 Rick Tuten	10	49	2106	43.0	36.9	60	3	8	0
1992 Rick Tuten	16	108*	4760*	44.1	38.7	65	8	29*	0
1993 Rick Tuten	16	90	4007	44.5	37.3	64	7	21	1
1994 Rick Tuten	16	91	3905	42.9	36.7	64	7	33	0
1995 Rick Tuten	16	83	3735	45.0*	36.5	73*	8	21	0
1996 Rick Tuten	16	85	3746	44.1	34.5	66	7	21	1
1997 Rick Tuten	11	48	2007	41.8	36.4	65	5	15	0
1998 Jeff Feagles	16	81	3570	44.1	36.5	59	12	27	0
1999 Jeff Feagles	16	84	3425	40.8	35.2	59	5	34	0
2000 Jeff Feagles	16	74	2960	40.0	36.9	57	2	24	1
2001 Jeff Feagles	16	85	3730	43.9	36.4	68	7	26	1

* Led NFL; + Led AFC

PUNT RETURNS

	G	No	FC	Yds	AVG	LG	TD
1976 Lyle Blackwood	11	19	2	132	6.9	26	0
1977 Walter Packer	10	20	0	131	6.5	31	0
1978 Rufus Crawford	16	34	4	284	8.4	22	0
1979 Tony Green	11	16	3	121	7.6	30	0
1980 Will Lewis	16	41	9	349	8.5	75	1
1981 Paul Johns	16	16	4	177	11.1	34	0
1982 Paul Johns	9	19	10	210	11.1	37	0
1983 Paul Johns	11	28	5	316	11.3	75	1*
1984 Kenny Easley	16	16	5	194	12.1	42	0
1985 Paul Skansi	12	31	7	312	10.1	32	0
1986 Bobby Joe Edmonds	15	34	14	419	12.3*	75	1+
1987 Bobby Joe Edmonds	11	20	4	251	12.6+	40	0
1988 Bobby Joe Edmonds	16	35	8	340	9.7	41	0
1989 David Hollis	10	18	7	164	9.1	21	0
1990 Chris Warren	16	28	16	269	9.6	39	0
1991 Chris Warren	16	32	19	298	9.3	59	1*
1992 Chris Warren	16	34	25	252	7.4	16	0
1993 Kelvin Martin	16	32	15	270	8.4	33	0
1994 Kelvin Martin	16	33	20	280	8.5	23	0
1995 Joey Galloway	16	36	12	360	10.0	89*	1
1996 Joey Galloway	16	15	5	158	10.5	88+	1+
1997 Ronnie Harris	13	21	12	144	6.9	19	0
1998 Joey Galloway	16	25	5	251	10.0	74t	2t
1999 Charlie Rogers	12	22	18	318	14.5*	94t*	1
2000 Charlie Rogers	15	26	12	363	14.0	43	0
2001 Charlie Rogers	13	25	10	244	9.8	34	0

* Led NFL; + Led AFC; @ Tied NFL; # Tied AFC

KICKOFF RETURNS

	G	No	Yds	Avg	LG	TD	
1976	Oliver Ross	10	30	655	21.8	45	0
1977	Al Hunter	12	36	820	22.7	41	0
1978	Al Hunter	16	16	385	24.1	38	0
1979	Tony Green	11	20	437	21.9	31	0
1980	Will Lewis	16	25	585	23.4	54	0
1981	Will Lewis	10	20	378	18.9	36	0
1982	Horace Ivory	6	10	224	22.4	30	0
1983	Zachary Dixon	13	49*	1448*	23.4	94	1*
1984	David Hughes	16	17	348	20.5	38	0
1985	Randall Morris	16	31	636	20.5	58	0
1986	Bobby Joe Edmonds	15	34	764	22.5	46	0
1987	Bobby Joe Edmonds	11	27	564	20.9	43	0
1988	Bobby Joe Edmonds	16	40	900	22.5	65	0
1989	James Jefferson	16	22	511	23.2	97+	1*
1990	Chris Warren	16	23	478	20.8	71	0
1991	Chris Warren	16	35	792	22.6	55	0
1992	Chris Warren	16	28	524	18.7	34	0
1993	Michael Bates	16	30	602	20.1	46	0
1994	Michael Bates	15	26	508	19.5	38	0
1995	Steve Broussard	15	43	1062	24.7	70	0
1996	Steve Broussard	12	43	979	22.8	86	0
1997	Steve Broussard	16	50	1076	21.5	43	0
1998	Steve Broussard	15	29	781	26.9	90t	1
1999	Ahman Green	14	36	818	22.7	54	0
2000	Charlie Rogers	15	66	1629	24.7	81t	1
2001	Charlie Rogers	13	50	1120	22.4	64	0

* Led NFL; + Led AFC

SACKS

	G	No
1976	Steve Niehaus	14 9.5
1977	Alden Roche	12 3.5
1978	Bill Gregory	16 9.0
1979	Manu Tuiasosopo	16 8.0
1980	Jacob Green	14 6.5
1981	Jacob Green	16 12.0
1982	Jeff Bryant	9 3.0
	Jacob Green	9 3.0
1983	Jacob Green	16 16.0
1984	Jeff Bryant	16 14.5
1985	Jacob Green	16 13.5
1986	Jacob Green	16 12.0
1987	Jacob Green	12 9.5
1988	Jacob Green	16 9.0
1989	Rufus Porter	16 10.5
1990	Jacob Green	16 12.5
1991	Rufus Porter	15 10.0
1992	Cortez Kennedy	16 14.0
1993	Michael Sinclair	9 8.0
1994	Michael Sinclair	12 4.5
1995	Antonio Edwards	13 6.5
	Cortez Kennedy	16 6.5
1996	Michael McCrary	16 13.5+
1997	Michael Sinclair	16 12.0
1998	Michael Sinclair	16 16.5*
1999	Phillip Daniels	16 9.0
2000	Chad Brown	16 6.0
	Lamar King	14 6.0
2001	John Randle	15 11.0

* Led NFL; * Led AFC



Rufus Porter (1988-94)



Fredd Young (1984-87)

DEFENSIVE STATISTICS

TACKLES

Includes solo and assists

	G	No		G	No
1976 Dave Brown	14	111	1989 Eugene Robinson	16	102
1977 Terry Beeson	14	134	1990 Nesby Glasgow	16	83
1978 Terry Beeson	16	153	1991 Terry Wooden	16	100
1979 Terry Beeson	16	114	1992 Eugene Robinson	16	94
1980 Michael Jackson	15	136	1993 Eugene Robinson	16	111
1981 Michael Jackson	16	140	1994 Rod Stephens	16	128
1982 Michael Jackson	8	64	1995 Terry Wooden	16	135
1983 Bruce Scholtz	16	104	1996 Dean Wells	16	107
1984 Shelton Robinson	16	93	1997 Chad Brown	15	104
1985 Fredd Young	16	118	1998 Chad Brown	16	150
1986 Fredd Young	15	121	1999 Chad Brown	15	117
1987 Fredd Young	13	101	2000 Anthony Simmons	16	147
1988 Eugene Robinson	16	114	2001 Anthony Simmons	16	123

SPECIAL TEAMS TACKLES

	G	No		G	No
1976 Don Dufek	14	15	1989 Rufus Porter	16	13
1977 Peter Cronan	14	11	1990 James Jones	16	15
Charles McShane	14	11	1991 David Daniels	16	12
1978 Cornell Webster	15	12	Rod Stephens	16	12
1979 Don Dufek	13	18	Chris Warren	16	12
1980 Don Dufek	8	13	1992 Tracy Johnson	16	18
1981 Mike Tice	16	11	1993 Michael Bates	16	22
1982 Eric Lane	9	6	1994 Dean Wells	15	16
Ken McAlister	9	6	1995 Mack Strong	16	19
1983 Don Dufek	14	18	1996 Jay Bellamy	16	34
1984 Sam Merriman	16	21	1997 Tim Hauck	16	22
1985 John Kaiser	16	14	1998 Kerry Joseph	16	14
1986 Eric Lane	15	16	1999 James Logan	16	18
1987 David Hollis	11	10	2000 Isaiah Kacyvenski	16	15
1988 Rufus Porter	16	16	2001 Isaiah Kacyvenski	16	21

TOP SINGLE-GAME PERFORMANCES

(CHRONOLOGICAL)

100 YARDS RUSHING

PLAYER	OPPONENT	ATT	YDS	AVG.	LG	TD
1 * Sherman Smith	vs. Atlanta 11/7/76	14	124	8.9	53t	1
2 David Sims	at N.Y. Jets 9/17/78	23	121	5.3	25	3
3 David Sims	at Green Bay 10/15/78	22	104	4.7	12	1
4 Sherman Smith	at Chicago 11/5/78	23	152	6.6	67t	2
5 David Sims	vs. Baltimore 11/12/78	14	106	7.6	44t	2
6 Al Hunter	vs. Kansas City 12/17/78	27	133	4.9	55t	2
7 Dan Doornink	at Atlanta 10/29/79	21	122	5.8	26t	2
8 Jim Jodat	at Washington 9/28/80	22	117	5.3	12	0
9 Theotis Brown	at N.Y. Jets 10/25/81	14	104	7.4	43	0
10 * Curt Warner	at N.Y. Jets 9/11/83	25	128	5.1	31	2
11 * Curt Warner	vs. San Diego 9/18/83	22	109	5.9	23	2
12 * Curt Warner	at L.A. Raiders 10/30/83	23	101	4.4	24	1
13 * Curt Warner	vs. Denver 11/6/83	24	135	5.6	23	0
14 * Curt Warner	vs. Kansas City 11/27/83 (OT)	32	207	6.5	28	3
15 * Curt Warner	vs. New England 12/18/83	*26	116	4.5	14	0
16 Eric Lane	at Minnesota 9/30/84	14	113	8.1	40t	1
17 Curt Warner	at San Diego 9/15/85	28	169	6.0	21	2
18 Curt Warner	at Denver 10/20/85 (OT)	27	136	5.0	19	0
19 Curt Warner	vs. New England 11/17/85	24	105	4.4	24	0
20 Curt Warner	vs. Pittsburgh 9/7/86	21	114	5.4	31	0
21 Curt Warner	at Washington 9/28/86	16	106	6.6	29	1
22 Curt Warner	vs. San Diego 10/6/86	28	142	5.1	21	0
23 Curt Warner	at Denver 10/26/86	21	139	6.6	14	0
24 Curt Warner	at Dallas 11/27/86	22	122	5.5	19	1
25 Curt Warner	vs. L.A. Raiders 12/8/86	23	116	5.0	18	2
26 Curt Warner	vs. Denver 12/20/86	24	192	8.0	60t	3
27 John L. Williams	vs. Kansas City 9/20/87	15	112	7.5	48	1
28 Curt Warner	at L.A. Raiders 10/25/87	29	112	3.9	9	2
29 Curt Warner	vs. Green Bay 11/15/87	25	123	4.9	57	1
30 Curt Warner	vs. San Diego 11/22/87	23	119	5.2	27	1
31 Curt Warner	at Atlanta 10/2/88	22	110	5.0	21	1
32 John L. Williams	vs. Houston 11/13/88	13	102	7.8	44t	1
33 Curt Warner	vs. L.A. Raiders 11/28/88	27	130	4.8	26	0
John L. Williams	vs. L.A. Raiders 11/28/88	17	105	6.2	24	0
35 Curt Warner	vs. Denver 12/11/88	23	126	5.5	18	4
John L. Williams	vs. Denver 12/11/88	20	109	5.5	18	0
37 Curt Warner	at L.A. Raiders 10/1/89	21	102	4.8	21	1
38 Derrick Fenner	at Denver 9/23/90 (OT)	22	144	6.5	28	3
39 Derrick Fenner	at Green Bay 12/9/90	20	112	5.5	36	1
40 John L. Williams	vs. Denver 11/24/91	17	109	6.4	42	0
41 Chris Warren	at New England 9/20/92	24	122	5.1	33	1
42 Chris Warren	vs. Washington 11/8/92	19	103	5.4	36	0
43 Chris Warren	vs. Kansas City 11/22/92	20	154	7.7	35	1
44 Chris Warren	at New England 9/19/93	36	174	4.5	17	1
45 Chris Warren	vs. Cleveland 11/14/93	24	112	4.7	20	0
46 Chris Warren	vs. Phoenix 12/19/93 (OT)	27	168	6.2	45	1
47 Jon Vaughn	vs. Pittsburgh 12/26/93	26	131	5.0	37	0
48 Chris Warren	at Washington 9/4/94	22	100	4.5	13	2
49 Chris Warren	vs. Pittsburgh 9/25/94	26	126	4.8	28	1
50 Chris Warren	at Kansas City 10/23/94	19	117	6.2	41	0
51 Chris Warren	at Denver 11/13/94	18	122	6.8	23	1
52 Chris Warren	vs. Tampa Bay 11/20/94	16	116	7.3	31	0
53 Chris Warren	at Houston 12/11/94	30	185	6.2	33	1

PLAYER	OPPONENT	ATT	YDS	AVG.	LG	TD
54	Chris Warren vs. L.A. Raiders 12/18/94	24	122	5.1	33	1
55	John L. Williams at Kansas City 1/2/94	16	102	6.4	38	1
56	Chris Warren vs. Cincinnati 9/17/95	24	109	4.5	30	1
57	Chris Warren vs. Denver 10/1/95	24	115	4.8	18	3
58	Chris Warren vs. San Diego 10/22/95	18	112	6.2	17	2
59	Chris Warren at Arizona 10/29/95 (OT)	23	127	5.5	52	0
60	Chris Warren at Jacksonville 11/12/95	27	121	4.5	29	1
61	Chris Warren at Washington 11/19/95	29	136	4.7	14	1
62	Chris Warren at Denver 12/10/95	18	101	5.6	24	1
63	Chris Warren vs. Oakland 12/17/95	17	105	6.2	35	3
64	Chris Warren vs. Green Bay 9/29/96	18	103	5.7	37	1
65	Lamar Smith at Detroit 10/17/96	33	148	4.5	18	1
66	Chris Warren vs. San Diego 10/27/96	19	146	7.7	50	1
67	Chris Warren vs. Buffalo 12/8/96	21	116	5.5	51	0
68	Steve Broussard vs. Tennessee 10/5/97	6	138	23.0	77	2
69	*Ahman Green at Philadelphia 9/6/98	6	100	16.7	64	1
70	Ricky Watters vs. Arizona 9/13/98	22	105	4.8	17	0
71	Ricky Watters vs. Washington 9/20/98	24	136	5.7	33	1
72	Ricky Watters vs. Kansas City 11/8/98	24	105	4.4	13	2
73	Ricky Watters vs. Indianapolis 12/20/98	32	178	4.2	38	1
74	Ricky Watters at Green Bay 11/1/99	31	125	4.0	45	0
75	Ricky Watters vs. Cincinnati 11/7/99	27	133	4.9	19t	1
76	Ricky Watters at Kansas City 11/21/99	24	107	4.5	45	2
77	Ricky Watters at Denver 12/19/99	16	115	7.2	26	1
78	Ricky Watters vs. New Orleans 9/17/00	22	105	4.8	16	1
79	Ricky Watters vs. Oakland 12/16/00	26	168	6.5	53	0
80	Shaun Alexander vs. Jacksonville 10/7/01	31	176	5.7	23	2
81	Shaun Alexander vs. Denver 10/14/01	33	142	4.3	60t	2
82	Shaun Alexander vs. Oakland 11/11/01	35	266	7.6	88t	3
83	Ricky Watters vs. Dallas 12/16/01	28	104	3.7	18	1
84	Shaun Alexander vs. Kansas City 1/6/02	20	127	6.4	44t	1

100 YARDS: Warren 24, Warner 23, Watters 11, Williams 6, Alexander 4, Sims 3, Fenner 2, S. Smith 2, Broussard 1, Brown 1, Doormink 1, Hunter 1, Jodat 1, Lane 1, L. Smith 1, Vaughn 1, Green 1.

300 YARDS PASSING (CHRONOLOGICAL)

PLAYER	OPPONENT	ATT	CMP	YDS	LG	TD	INT
1	Jim Zorn vs. San Diego 9/3/78	32	21	329	64t	2	1
2	Jim Zorn at Green Bay 10/15/78	32	17	308	48t	1	2
3	Jim Zorn vs. New Orleans 11/18/79	33	24	384	51t	4	0
4	Jim Zorn vs. Denver 12/8/79	39	22	308	58	2	2
5	Jim Zorn at Oakland 12/16/79	35	23	314	65t	2	1
6	Jim Zorn vs. New England 9/21/80	36	20	312	40	4	1
7	Jim Zorn vs. Kansas City 9/27/81	47	31	308	23	1	0
8	Jim Zorn at Oakland 9/20/81	43	24	327	36t	1	1
9	Jim Zorn at Denver 11/21/82	41	22	318	35t	1	1
10	Dave Krieg at Denver 11/20/83	42	31	418	50t	3	4
11	Dave Krieg at Green Bay 10/21/84	35	22	310	31	2	2
12	Dave Krieg at Denver 11/25/84	44	30	406	80t	3	0
13	Dave Krieg vs. Denver 12/15/84	50	30	334	30	2	2
14	Dave Krieg at San Diego 9/15/85	32	22	307	40	5	0
15	Dave Krieg vs. Atlanta 10/13/85	51	33	405	54	4	1
16	Dave Krieg at San Diego 12/14/86	21	15	305	72t	4	0
17	Bruce Mathison vs. Miami 10/4/87	42	20	326	47	2	3
18	Jeff Kemp at Detroit 10/18/87	27	20	344	55	4	1
19	*Kelly Stouffer vs. New Orleans 10/16/88	46	27	370	52	1	1
20	Dave Krieg at L.A. Raiders 12/18/88	32	19	410	75t	4	1
21	Dave Krieg vs. San Diego 10/29/89	49	27	311	24	1	2
22	Dave Krieg at Kansas City 11/11/90	23	16	306	54t	2	0
23	Jeff Kemp at Denver 9/15/91	50	21	322	47	0	2
24	Dave Krieg at San Diego 11/10/91	39	29	379	49	2	1
25	John Friesz vs. Houston 11/3/96	38	24	323	44	1	2
26	Warren Moon vs. Oakland 10/26/97	44	28	409	45	5	0

* Rookie

300 Yards: Krieg 11, Zorn 9, Kemp 2, Friesz 1, Mathison 1, Moon 1, Stouffer 1.

100 YARDS RECEIVING (CHRONOLOGICAL)

PLAYER	OPPONENT	NO	YDS	AVG.	LG	TD
1 Sam McCullum	vs. St. Louis 9/12/76	4	112	28.0	72t	2
2 * Steve Largent	vs. San Francisco 9/26/76	7	128	18.3	41	1
3 Steve Raible	at Minnesota 11/14/76	3	112	37.7	80t	1
4 * Steve Largent	vs. New Orleans 11/21/76	6	101	16.8	22	1
5 * David Sims	at Cincinnati 9/25/77	4	105	26.3	82t	1
6 Steve Largent	vs. Buffalo 10/30/77	4	134	33.5	48t	2
Duke Ferguson	vs. Buffalo 10/30/77	4	113	28.3	45	1
8 Steve Largent	vs. San Diego 11/27/77	4	116	29.0	74t	2
9 Steve Largent	vs. San Diego 9/3/78	6	127	21.2	33t	1
10 Steve Largent	at Green Bay 10/15/78	6	127	21.2	48t	1
11 Steve Largent	at Chicago 11/5/78	6	126	21.0	31	2
12 Steve Largent	vs. Cleveland 12/3/78	8	108	13.5	27	1
13 Steve Largent	vs. L.A. Raiders 9/16/79	5	139	27.8	40t	2
14 Steve Largent	at Denver 9/23/79	6	110	18.3	42	0
15 Steve Largent	vs. Houston 10/21/79	6	135	22.5	55t	2
16 Steve Largent	vs. New Orleans 11/18/79	9	146	16.2	34t	2
17 Steve Largent	at Atlanta 10/29/79	6	127	21.2	53	0
18 Steve Largent	at Kansas City 12/2/79	9	120	13.3	28	2
19 Sam McCullum	vs. Denver 12/8/79	5	102	20.4	58	0
20 Sam McCullum	at Oakland 12/16/79	8	173	21.6	65t	1
21 Steve Largent	vs. New England 9/21/80	6	127	21.2	31t	2
22 Sam McCullum	at N.Y. Jets 10/19/80	5	107	21.4	58	0
23 Steve Largent	at Oakland 10/26/80	4	142	35.5	67t	1
24 Steve Largent	vs. Philadelphia 11/02/80	6	101	16.8	27	1
25 Steve Largent	vs. N.Y. Giants 12/7/80	8	139	17.4	34t	1
26 Steve Largent	at Cincinnati 9/6/81	8	114	14.3	36	1
27 Sam McCullum	at Oakland 9/20/81	6	122	20.3	36t	1
28 +*David Hughes	vs. Kansas City 9/27/81	12	103	8.6	22	0
29 Steve Largent	vs. San Diego 10/4/81	5	118	23.6	34	1
30 Steve Largent	vs. N.Y. Jets 12/6/81	7	169	24.1	57	1
31 Paul Johns	at Denver 11/21/82	5	103	20.6	35	0
32 Steve Largent	vs. Pittsburgh 11/28/82	5	109	21.8	45	0
33 Steve Largent	vs. Chicago 12/12/82	8	111	13.9	34	0
34 Steve Largent	vs. San Diego 9/18/83	8	116	14.5	41t	2
35 Steve Largent	vs. Washington 9/25/83	8	130	19.3	45	2
36 Charle Young	at San Diego 10/9/83	7	140	20.0	43	0
37 Paul Johns	vs. Pittsburgh 10/23/83	6	118	19.7	28t	1
38 Steve Largent	at St. Louis 11/13/83	8	155	19.4	45	3
39 Paul Johns	at Denver 11/20/83	9	116	12.9	20	0
40 Steve Largent	vs. New England 12/18/83	7	133	19.0	46	1
41 Paul Johns	at New England 9/16/84	8	105	13.1	25	0
42 Steve Largent	at Minnesota 9/30/84	8	130	16.3	30	1
43 Steve Largent	vs. Buffalo 10/14/84	5	106	21.2	51t	2
44 Steve Largent	at Green Bay 10/21/84	7	129	18.4	31	1
45 Steve Largent	at Denver 11/25/84	12	191	15.9	65	1
46 Steve Largent	vs. Detroit 12/2/84	8	104	13.0	22	2
47 Daryl Turner	at San Diego 9/15/85	7	121	17.3	34	4
48 Steve Largent	at New Orleans 11/10/85	5	110	22.0	43	0
49 Steve Largent	vs. New England 11/17/85	8	138	17.3	27	0
50 Steve Largent	vs. Kansas City 12/01/85	7	101	14.4	31	1
51 Steve Largent	vs. Atlanta 10/13/85	8	103	12.9	27	1
52 Ray Butler	at New England 9/21/86	3	128	42.7	67t	2
53 Byron Franklin	vs. San Diego 10/6/86	5	118	23.6	46t	1
54 Steve Largent	vs. N.Y. Jets 11/2/86	7	108	15.4	30	1
55 Steve Largent	at Cincinnati 11/16/86	7	102	14.6	28	0
56 Steve Largent	vs. Denver 12/20/86	6	101	16.8	27	0
57 Jimmy Teal	vs. Miami 10/4/87	9	137	15.2	47	0
58 Steve Largent	at Detroit 10/18/87	15	261	17.4	55	3
59 Ray Butler	vs. Denver 12/13/87	6	107	17.8	40t	2

PLAYER	OPONENT	No	Yds	AVG.	LG	TD
60 +John L. Williams	at Chicago 12/20/87	8	117	14.6	75t	1
61 *Brian Blades	vs. New Orleans 10/16/88	8	145	18.1	52	1
62 Brian Blades	at L.A. Raiders 12/11/88	4	123	30.8	55	2
+John L. Williams	at L.A. Raiders 12/18/88	7	180	25.7	75t	1
64 Brian Blades	vs. Phoenix 9/17/89	9	146	16.2	28	1
65 Brian Blades	at L.A. Raiders 10/1/89	7	113	16.1	32	1
66 Brian Blades	vs. San Diego 10/29/89	10	117	11.7	21	1
67 Brian Blades	at Denver 11/26/89	8	122	15.3	29	0
68 Brian Blades	at Cincinnati 12/10/89	6	107	17.8	60t	1
69 +John L. Williams	vs. L.A. Raiders 12/17/89	12	129	10.8	36	1
70 +John L. Williams	at San Diego 11/25/90	9	110	12.2	60	0
71 Tommy Kane	at Miami 12/16/90	10	162	16.2	25	0
72 Brian Blades	at New Orleans 9/1/91	12	160	13.3	31	2
73 Brian Blades	at Denver 9/15/91	5	107	21.4	47	1
Tommy Kane	at Denver 9/15/91	6	122	20.3	38	0
75 Tommy Kane	at Pittsburgh 10/20/91	6	102	17.0	60t	0
76 Brian Blades	at San Diego 11/10/91	8	131	16.4	39	0
77 Brian Blades	vs. San Diego 12/27/92	6	103	17.2	37	0
78 Brian Blades	vs. San Diego 10/3/93	10	132	13.2	20	1
79 Brian Blades	vs. Kansas City 12/5/93	7	134	19.1	41	0
80 Kelvin Martin	at Indianapolis 10/2/94	8	104	13.0	30t	1
81 Brian Blades	vs. Kansas City 11/27/94	7	141	20.1	34	0
82 Brian Blades	vs. Kansas City 9/3/95	8	107	13.4	23	1
83 *Joey Galloway	at Buffalo 10/15/95	5	102	20.4	54t	1
84 Brian Blades	vs. N.Y. Giants 11/5/95	6	152	25.5	44	2
85 *Joey Galloway	at Jacksonville 11/12/95	5	114	22.8	38	2
86 Brian Blades	at Denver 12/10/95	7	127	18.1	49	0
87 *Joey Galloway	vs. Oakland 12/17/95	5	108	21.6	43	1
88 Joey Galloway	at Miami 10/6/96	5	137	27.4	65t	2
89 Joey Galloway	at Denver 12/1/96	5	108	21.6	43	0
90 Joey Galloway	vs. San Diego 9/21/97	5	106	21.2	53	1
91 James McKnight	vs. Oakland 10/26/97	4	100	25.0	42t	1
Joey Galloway	vs. Oakland 10/26/97	7	117	16.7	45	3
93 Joey Galloway	vs. San Francisco 12/21/97	6	101	16.8	37	2
94 Joey Galloway	at Philadelphia 9/6/98	6	142	23.7	35t	2
95 Joey Galloway	at Pittsburgh 9/27/98	7	139	19.9	40	0
96 Joey Galloway	at San Diego 10/25/98	4	130	32.5	81t	1
97 James McKnight	vs. Tennessee 11/29/98	5	113	22.6	59t	1
98 Joey Galloway	at New York Jets 12/6/98	2	127	63.5	70t	2
99 Derrick Mayes	at Chicago 9/19/99	7	137	19.6	34t	1
100 Sean Dawkins	at Pittsburgh 9/26/99	5	105	21.0	43	0
101 Derrick Mayes	vs. Buffalo 10/24/99	6	105	17.5	43	2
102 Sean Dawkins	at Kansas City	5	114	22.8	45	1
103 Sean Dawkins	vs. Indianapolis 10/15/00	6	118	19.7	40	0
104 +Ricky Watters	vs. Denver 11/26/00	9	126	14.0	59	0
105 Darrell Jackson	at Oakland 9/30/01	5	125	25.0	54	0
106 Darrell Jackson	vs. Miami 10/28/01	5	121	24.2	64	1
107 Darrell Jackson	vs. Oakland 11/11/01	7	102	14.6	31	1
108 Darrell Jackson	at Denver 12/9/01	4	104	26.0	39	1
109 Darrell Jackson	at San Diego 12/30/01	5	114	22.8	48	2
James Williams	at San Diego 12/30/01	4	101	25.3	46	1


* Rookie; + Running Back

100 Yards: Largent 40, Blades 17, Galloway 12, Jackson 5, McCullum 5, Johns 4, J.L. Williams 4, Dawkins 3, Kane 3, Butler 2, Mayes 2, McKnight 2, Ferguson 1, Franklin 1, Hughes 1, Martin 1, Raible 1, Sims 1, Teal 1, Turner 1, Watters 1, J. Williams 1, C. Young 1.

3.0 SACKS (CHRONOLOGICAL)

PLAYER	OPPONENT	SACKS	YARDS
1. Bill Gregory	vs. Denver 10/29/78	3.0	10.0
2. Jacob Green	vs. L.A. Raiders 10/16/83	3.5	24.5
3. Jacob Green	vs. New England 12/18/83	3.0	29.0
4. Jacob Green	vs. Cleveland 9/3/84	3.0	24.0
5. Jeff Bryant	vs. Detroit 12/2/84	3.0	19.0
6. Jacob Green	vs. Cleveland 12/8/85	3.0	15.0
7. Jacob Green	vs. N.Y. Giants 10/19/86	4.0	29.0
8. Jacob Green	vs. Philadelphia 11/23/86	3.0	12.0
9. Fredd Young	vs. Philadelphia 11/23/86	3.0	17.0
10. Jacob Green	vs. Kansas City 9/11/88	3.0	28.0
11. Rufus Porter	vs. San Diego 10/15/89	3.0	20.0
12. Jacob Green	vs. Detroit 12/30/90	3.0	14.0
13. Rufus Porter	vs. Denver 11/24/91	3.0	16.0
14. Cortez Kennedy	at New England 9/20/92	3.0	23.0
15. Michael Sinclair	vs. San Diego 10/3/93	3.0	23.0
16. Michael Sinclair	vs. Denver 9/8/96	3.0	19.0
17. Michael Sinclair	vs. Kansas City 9/15/96	4.0	13.0
18. Michael Sinclair	vs. Buffalo 12/8/96	3.0	15.0
19. Michael McCrary	at Jacksonville 12/15/96	3.0	13.0
20. Michael McCrary	at Oakland 12/22/96	4.0	15.0
21. Chad Brown	at Indianapolis 9/14/97	3.0	27.0
22. Cortez Kennedy	at Green Bay 11/1/99	3.0	30.0

3.0 or More: Green 8, Sinclair 4, Kennedy 2, McCrary 2, Porter 2, Brown 1, Bryant 1, Gregory 1, Young 1.



Bill Gregory (1978-80)

TOP SINGLE-GAME PERFORMANCES

100 YARDS RUSHING

PLAYER	OPPONENT	ATT	Yds	AVG.	LG	TD
1 Shaun Alexander	vs. Oakland 11/11/01	35	266	7.6	88t	3
2 *Curt Warner	vs. Kansas City 11/27/83 (OT)	32	207	6.5	28	3
3 Curt Warner	vs. Denver 12/20/86	24	192	8.0	60t	3
4 Chris Warren	at Houston 12/11/94	30	185	6.2	33	1
5 Ricky Watters	vs. Indianapolis 12/20/98	32	178	4.2	38	1
6 Shaun Alexander	vs. Jacksonville 10/7/01	31	176	5.7	23	2
7 Chris Warren	at New England 9/19/93	36	174	4.5	17	1
8 Curt Warner	at San Diego 9/15/85	28	169	6.0	21	2
9 Chris Warren	vs. Phoenix 12/19/93 (OT)	27	168	6.2	45	1
Ricky Watters	vs. Oakland 12/16/00	26	168	6.5	53	0
11 Chris Warren	vs. Kansas City 11/22/92	20	154	7.7	35	1
12 Sherman Smith	at Chicago 11/5/78	23	152	6.6	67t	2
13 Lamar Smith	at Detroit 10/17/96	33	148	4.5	18	1
14 Chris Warren	vs. San Diego 10/27/96	19	146	7.7	50	1
15 Derrick Fenner	at Denver 9/23/90 (OT)	22	144	6.5	28	3
16 Curt Warner	vs. San Diego 10/6/86	28	142	5.1	21	0
Shaun Alexander	vs. Denver 10/14/01	33	142	4.3	60t	2
18 Curt Warner	at Denver 10/26/86	21	139	6.6	14	0
19 Steve Broussard	vs. Tennessee 10/5/97	6	138	23.0	77	2
20 Curt Warner	at Denver 10/20/85 (OT)	27	136	5.0	19	0
Chris Warren	at Washington 11/19/95	29	136	4.7	14	1
Ricky Watters	vs. Washington 9/20/98	24	136	5.7	33	1
23 *Curt Warner	vs. Denver 11/6/83	24	135	5.6	23	0
24 Ricky Watters	vs. Cincinnati 11/8/99	27	133	4.9	19t	1
Al Hunter	vs. Kansas City 12/17/78	27	133	4.9	55t	2
26 Jon Vaughn	vs. Pittsburgh 12/26/93	26	131	5.0	37	0
27 Curt Warner	vs. L.A. Raiders 11/28/88	27	130	4.8	26	0
28 *Curt Warner	at N.Y. Jets 9/11/83	25	128	5.1	31	2
29 Chris Warren	at Arizona 10/29/95 (OT)	23	127	5.5	52	0
Shaun Alexander	vs. Kansas City 1/6/02	20	127	6.4	44t	1
31 Curt Warner	vs. Denver 12/11/88	23	126	5.5	18	4
Chris Warren	vs. Pittsburgh 9/25/94	26	126	4.8	28	1
33 Ricky Watters	at Green Bay 11/1/99	31	125	4.0	45	2
34 *Sherman Smith	vs. Atlanta 11/7/76	14	124	8.9	53t	1
35 Curt Warner	vs. Green Bay 11/15/87	25	123	4.9	57	1
36 Dan Doornink	at Atlanta 10/29/79	21	122	5.8	26t	2
Curt Warner	at Dallas 11/27/86	22	122	5.5	19	1
Chris Warren	at New England 9/20/92	24	122	5.1	24	1
Chris Warren	vs. L.A. Raiders 12/18/94	24	122	5.1	33	1
Chris Warren	at Denver 11/13/94	18	122	6.8	23	1
41 David Sims	at N.Y. Jets 9/17/78	23	121	5.3	25	3
Chris Warren	at Jacksonville 11/12/95	27	121	4.5	29	1
43 Curt Warner	vs. San Diego 11/22/87	23	119	5.2	27	1
44 Jim Jodat	at Washington 9/28/80	22	117	5.3	12	0
Chris Warren	at Kansas City 10/23/94	19	117	6.2	41	0
46 *Curt Warner	vs. New England 12/18/83	26	116	4.5	14	0
Curt Warner	vs. L.A. Raiders 12/8/86	23	116	5.0	18	2
Chris Warren	vs. Tampa Bay 11/20/94	16	116	7.3	31	0
Chris Warren	vs. Buffalo 12/8/96	21	116	5.5	51	0
50 Ricky Watters	at Denver 12/19/99	15	115	7.2	26	1
Chris Warren	vs. Denver 10/1/95	24	115	4.8	18	3
52 Curt Warner	vs. Pittsburgh 9/7/86	21	114	5.4	31	0
53 Eric Lane	at Minnesota 9/30/84	14	113	8.1	40t	1

	PLAYER	OPPONENT	ATT	YDS	AVG.	LG	TD
54	John L. Williams	vs. Kansas City 9/20/87	15	112	7.5	48	1
	Curt Warner	at L.A. Raiders 10/25/87	29	112	3.9	9	2
	Derrick Fenner	at Green Bay 12/9/90	20	112	5.5	36	1
	Chris Warren	vs. Cleveland 11/14/93	24	112	4.7	20	0
	Chris Warren	vs. San Diego 10/22/95	18	112	6.2	17	2
59	Curt Warner	at Atlanta 10/2/88	22	110	5.0	21	1
60	*Curt Warner	vs. San Diego 9/18/83	22	109	5.9	23	2
	John L. Williams	vs. Denver 12/11/88	20	109	5.5	18	0
	John L. Williams	vs. Denver 11/24/91	17	109	6.4	42	0
	Chris Warren	vs. Cincinnati 9/17/95	24	109	4.5	30	1
64	Ricky Watters	at Kansas City 11/21/99	24	107	4.5	45	2
65	David Sims	vs. Baltimore 11/12/78	14	106	7.6	44t	2
	Curt Warner	at Washington 9/28/86	16	106	6.6	29	1
67	Curt Warner	vs. New England 11/17/85	24	105	4.4	24	0
	John L. Williams	vs. L.A. Raiders 11/28/88	17	105	6.2	24	0
	Chris Warren	vs. Oakland 12/17/95	17	105	6.2	35	3
	Ricky Watters	vs. Arizona 9/13/98	22	105	4.8	17	0
	Ricky Watters	vs. Kansas City 11/8/98	24	105	4.4	13	2
	Ricky Watters	vs. New Orleans 9/17/00	22	105	4.8	16	1
73	David Sims	at Green Bay 10/15/78	22	104	4.7	12	1
	Theotis Brown	at N.Y. Jets 10/25/81	14	104	7.4	43	0
	Ricky Watters	vs. Dallas 12/16/01	28	104	3.7	18	1
76	Chris Warren	vs. Washington 11/8/92	19	103	5.4	36	0
	Chris Warren	vs. Green Bay 9/29/96	18	103	5.7	37	1
78	John L. Williams	vs. Houston 11/13/88	13	102	7.8	44t	1
	Curt Warner	at L.A. Raiders 10/1/89	21	102	4.8	21	1
	John L. Williams	at Kansas City 1/2/94	16	102	6.4	38	1
81	*Curt Warner	at L.A. Raiders 10/30/83	23	101	4.4	24	1
	Chris Warren	at Denver 12/10/95	18	101	5.6	24	1
83	Chris Warren	at Washington 9/4/94	22	100	4.5	13	2
	*Ahman Green	at Philadelphia 9/6/98	6	100	16.7	64	1
	*Rookie						

100 YARDS: Warren 24, Warner 23, Watters 11, Williams 6, Alexander 4, Sims 3, Fenner 2, S. Smith 2, Broussard 1, Brown 1, Doornink 1, Green 1, Hunter 1, Jodat 1, Lane 1, L. Smith 1, Vaughn 1.

300 YARDS PASSING

	PLAYER	OPPONENT	ATT	CMP	YDS	LG	TD	INT
1	Dave Krieg	at Denver 11/20/83	42	31	418	50 t	3	4
2	Dave Krieg	at L.A. Raiders 12/18/88	32	19	410	75 t	4	1
3	Warren Moon	vs. Oakland 10/26/97	44	28	409	45	5	0
4	Dave Krieg	at Denver 11/25/84	44	30	406	80 t	3	0
5	Dave Krieg	vs. Atlanta 10/13/85	51	33	405	54	4	1
6	Jim Zorn	vs. New Orleans 11/18/79	33	24	384	51 t	4	0
7	Dave Krieg	at San Diego 11/10/91	39	29	379	49	2	1
8	*Kelly Stouffer	vs. New Orleans 10/16/88	46	27	370	52	1	1
9	Jeff Kemp	at Detroit 10/18/87	27	20	344	55	4	1
10	Dave Krieg	vs. Denver 12/15/84	50	30	334	30	2	2
11	Jim Zorn	vs. San Diego 9/3/78	32	21	329	64 t	2	1
12	Jim Zorn	at Oakland 9/20/81	43	24	327	36 t	1	1
13	Bruce Mathison	vs. Miami 10/4/87	42	20	326	47	2	3
14	John Friesz	vs. Houston 11/3/96	38	24	323	44	1	2
15	Jeff Kemp	at Denver 9/15/91	50	21	322	47	0	2
16	Jim Zorn	at Denver 11/21/82	41	22	318	35 t	1	1
17	Jim Zorn	at Oakland 12/16/79	35	23	314	65 t	2	1
18	Jim Zorn	vs. New England 9/21/80	36	20	312	40	4	1
19	Dave Krieg	vs. San Diego 10/29/89	49	27	311	24	1	2
20	Dave Krieg	at Green Bay 10/21/84	35	22	310	31	2	2
21	Jim Zorn	at Green Bay 10/15/78	32	17	308	48 t	1	2
	Jim Zorn	vs. Denver 12/8/79	39	22	308	58	2	2
	Jim Zorn	vs. Kansas City 9/27/81	47	31	308	23	1	0
24	Dave Krieg	at San Diego 9/15/85	32	22	307	40	5	0

25	Dave Krieg	at Kansas City 11/11/90	23	16	306	54 t	2	0
26	Dave Krieg	at San Diego 12/14/86	21	15	305	72 t	4	0
	* Rookie							

300 Yards: Krieg 11, Zorn 9, Kemp 2, Friesz 1, Mathison 1, Moon 1, Stouffer 1.

100 YARDS RECEIVING

PLAYER	OPPONENT	NO	YDS	AVG.	LG	TD
1 Steve Largent	at Detroit 10/18/87	15	261	17.4	55	3
2 Steve Largent	at Denver 11/25/84	12	191	15.9	65	1
3 +John L. Williams	at L.A. Raiders 12/18/88	7	180	25.7	75t	1
4 Sam McCullum	at Oakland 12/16/79	8	173	21.6	65t	1
5 Steve Largent	vs. N.Y. Jets 12/6/81	7	169	24.1	57	1
6 Tommy Kane	at Miami 12/16/90	10	162	16.2	25	0
7 Brian Blades	at New Orleans 9/1/91	12	160	13.3	31	2
8 Steve Largent	at St. Louis 11/13/83	8	155	19.4	45	3
9 Brian Blades	vs. N.Y. Giants 11/5/95	6	153	25.5	44	2
10 Steve Largent	vs. New Orleans 11/18/79	9	146	16.2	34t	2
Brian Blades	vs. Phoenix 9/17/89	9	146	16.2	28	1
12 *Brian Blades	vs. New Orleans 10/16/88	8	145	18.1	52	1
13 Steve Largent	at Oakland 10/26/80	4	142	35.5	67t	1
Joey Galloway	at Philadelphia 9/6/98	6	142	23.7	35t	2
15 Brian Blades	vs. Kansas City 11/27/94	7	141	20.1	34	0
16 Charle Young	at San Diego 10/9/83	7	140	20.0	43	0
17 Steve Largent	vs. L.A. Raiders 9/16/79	5	139	27.8	40t	2
Steve Largent	vs. N.Y. Giants 12/7/80	8	139	17.4	34t	1
Joey Galloway	at Pittsburgh 9/27/98	7	139	19.9	40	0
20 Steve Largent	vs. New England 11/17/85	8	138	17.3	27	0
21 Derrick Mayes	at Chicago 9/19/99	7	137	19.6	34t	1
Jimmy Teal	vs. Miami 10/4/87	9	137	15.2	47	0
Joey Galloway	at Miami 10/6/96	5	137	27.4	65t	2
24 Steve Largent	vs. Houston 10/21/79	6	135	22.5	55t	2
25 Steve Largent	vs. Buffalo 10/30/77	4	134	33.5	48t	2
Brian Blades	vs. Kansas City 12/5/93	7	134	19.1	41	0
27 Steve Largent	vs. New England 12/18/83	7	133	19.0	46	1
28 Brian Blades	vs. San Diego 10/3/93	10	132	13.2	20	1
29 Brian Blades	at San Diego 11/10/91	8	131	16.4	39	0
30 Steve Largent	vs. Washington 9/25/83	8	130	19.3	45	2
Steve Largent	at Minnesota 9/30/84	8	130	16.3	30	1
Joey Galloway	at San Diego 10/25/98	4	130	32.5	81t	1
33 Steve Largent	at Green Bay 10/21/84	7	129	18.4	31	1
+John L. Williams	vs. L.A. Raiders 12/17/89	12	129	10.8	36	1
35 *Steve Largent	vs. San Francisco 9/26/76	7	128	18.3	41	1
Ray Butler	at New England 9/21/86	3	128	42.7	67t	2
37 Steve Largent	vs. San Diego 9/3/78	6	127	21.2	33t	1
Steve Largent	at Green Bay 10/15/78	6	127	21.2	48t	1
Steve Largent	at Atlanta 10/29/79	6	127	21.2	53	0
Steve Largent	vs. New England 9/21/80	6	127	21.2	31t	2
Brian Blades	at Denver 12/10/95	7	127	18.1	49	0
Joey Galloway	at New York Jets 12/6/98	2	127	63.5	70t	2
43 Steve Largent	at Chicago 11/5/78	6	126	21.0	31	2
+Ricky Watters	vs. Denver 11/26/00	9	126	14.0	59	0
45 Darrell Jackson	at Oakland 9/30/01	5	125	25.0	54	0
46 Brian Blades	at L.A. Raiders 12/11/88	4	123	30.8	55	2
47 Sam McCullum	at Oakland 9/20/81	6	122	20.3	36t	1
Brian Blades	at Denver 11/26/89	8	122	15.3	29	0
Tommy Kane	at Denver 9/15/91	6	122	20.3	38	0
50 Daryl Turner	at San Diego 9/15/85	7	121	17.3	34	4
Darrell Jackson	vs. Miami 10/28/01	5	121	24.2	64	1
52 Steve Largent	at Kansas City 12/2/79	9	120	13.3	28	2
53 Steve Largent	vs. San Diego 10/4/81	5	118	23.6	34	1
Paul Johns	vs. Pittsburgh 10/23/83	6	118	19.7	28t	1

	PLAYER	OPPONENT	No	Yds	Avg.	LG	TD
	Byron Franklin	vs. San Diego 10/6/86	5	118	23.6	46t	1
	Sean Dawkins	vs. Indianapolis 10/15/00	6	118	19.7	40	0
57	+John L. Williams	at Chicago 12/20/87	8	117	14.6	75t	1
	Brian Blades	vs. San Diego 10/29/89	10	117	11.7	21	1
	Joey Galloway	vs. Oakland 10/26/97	7	117	16.7	45	3
60	Steve Largent	vs. San Diego 11/27/77	4	116	29.0	74t	2
	Steve Largent	vs. San Diego 9/18/83	8	116	14.5	41t	2
	Paul Johns	at Denver 11/20/83	9	116	12.9	20	0
63	Sean Dawkins	at Kansas City 11/21/99	5	114	22.8	45t	1
	Steve Largent	at Cincinnati 9/6/81	8	114	14.3	36	1
	*Joey Galloway	at Jacksonville 11/12/95	5	114	22.8	38	2
	Darrell Jackson	at San Diego 12/30/01	5	114	22.8	48t	2
67	Duke Ferguson	vs. Buffalo 10/30/77	4	113	28.3	45	1
	Brian Blades	at L.A. Raiders 10/1/89	7	113	16.1	32	1
	James McKnight	vs. Tennessee 11/29/98	5	113	22.6	59t	1
70	Sam McCullum	vs. St. Louis 9/12/76	4	112	28.0	72t	2
	Steve Raible	at Minnesota 11/14/76	3	112	37.7	80t	1
72	Steve Largent	vs. Chicago 12/12/82	8	111	13.9	34	0
73	Steve Largent	at Denver 9/23/79	6	110	18.3	42	0
	Steve Largent	at New Orleans 11/10/85	5	110	22.0	43	0
	+John L. Williams	at San Diego 11/25/90	9	110	12.2	60	0
76	Steve Largent	vs. Pittsburgh 11/28/82	5	109	21.8	45	0
77	Steve Largent	vs. Cleveland 12/3/78	8	108	13.5	27	1
	Steve Largent	vs. N.Y. Jets 11/2/86	7	108	15.4	30	1
	*Joey Galloway	vs. Oakland 12/17/95	5	108	21.6	43	1
	Joey Galloway	at Denver 12/1/96	5	108	21.6	43	0
81	Sam McCullum	at N.Y. Jets 10/19/80	5	107	21.4	58	0
	Ray Butler	vs. Denver 12/13/87	6	107	17.8	40t	2
	Brian Blades	at Cincinnati 12/10/89	6	107	17.8	60t	1
	Brian Blades	at Denver 9/15/91	5	107	21.4	47	1
	Brian Blades	vs. Kansas City 9/3/95	8	107	13.4	23	1
86	Steve Largent	vs. Buffalo 10/14/84	5	106	21.2	51t	2
	Joey Galloway	vs. San Diego 9/21/97	5	106	21.2	53	1
88	Sean Dawkins	at Pittsburgh 9/26/99	5	105	21.0	43	0
	Derrick Mayes	vs. Buffalo 10/24/99	6	105	17.5	43t	2
	*David Sims	at Cincinnati 9/25/77	4	105	26.3	82t	1
	Paul Johns	at New England 9/16/84	8	105	13.1	25	0
92	Steve Largent	vs. Detroit 12/2/84	8	104	13.0	22	2
	Kelvin Martin	at Indianapolis 10/2/94	8	104	13.0	30t	1
	Darrell Jackson	at Denver 12/9/01	4	104	26.0	39	1
95	+*David Hughes	vs. Kansas City 9/27/81	12	103	8.6	22	0
	Paul Johns	at Denver 11/21/82	5	103	20.6	35	0
	Steve Largent	vs. Atlanta 10/13/85	8	103	12.9	27	1
	Brian Blades	vs. San Diego 12/27/92	6	103	17.2	37	0
99	Sam McCullum	vs. Denver 12/8/79	5	102	20.4	58	0
	Steve Largent	at Cincinnati 11/16/86	7	102	14.6	28	0
	Tommy Kane	at Pittsburgh 10/20/91	6	102	17.0	60t	0
	*Joey Galloway	at Buffalo 10/15/95	5	102	20.4	54t	1
	Darrell Jackson	vs. Oakland 11/11/01	7	102	14.6	31	1
104	*Steve Largent	vs. New Orleans 11/21/76	6	101	16.8	22	1
	Steve Largent	vs. Philadelphia 11/02/80	6	101	16.8	27	1
	Steve Largent	vs. Kansas City 12/01/85	7	101	14.4	31	1
	Steve Largent	vs. Denver 12/20/86	6	101	16.8	27	0
	Joey Galloway	vs. San Francisco 12/21/97	6	101	16.8	37	2
	James Williams	at San Diego 12/30/01	4	101	25.3	46	1
110	James McKnight	vs. Oakland 10/26/97	4	100	25.0	42t	1
	*Rookie; + Running Back						


100 Yards: Largent 40, Blades 17, Galloway 12, Jackson 5, McCullum 5, Johns 4, J.L. Williams 4, Dawkins 3, Kane 3, Butler 2, Mayes 2, McKnight 2, Ferguson 1, Franklin 1, Hughes 1, Martin 1, Raible 1, Sims 1, Teal 1, Turner 1, Watters 1, J. Williams 1, C. Young 1.

3.0 SACKS

PLAYER	OPPONENT	SACKS	YARDS
1. Jacob Green	vs. N.Y. Giants 10/19/86	4.0	29.0
Michael Sinclair	vs. Kansas City 9/15/96	4.0	13.0
Michael McCrary	at Oakland 12/22/96	4.0	15.0
4. Jacob Green	vs. L.A. Raiders 10/16/83	3.5	24.5
5. Bill Gregory	vs. Denver 10/29/78	3.0	10.0
Jacob Green	vs. New England 12/18/83	3.0	29.0
Jacob Green	vs. Cleveland 9/3/84	3.0	24.0
Jeff Bryant	vs. Detroit 12/2/84	3.0	19.0
Jacob Green	vs. Cleveland 12/8/85	3.0	15.0
Jacob Green	vs. Philadelphia 11/23/86	3.0	12.0
Fredd Young	vs. Philadelphia 11/23/86	3.0	17.0
Jacob Green	vs. Kansas City 9/11/88	3.0	28.0
Rufus Porter	vs. San Diego 10/15/89	3.0	20.0
Jacob Green	vs. Detroit 12/30/90	3.0	14.0
Rufus Porter	vs. Denver 11/24/91	3.0	16.0
Cortez Kennedy	at New England 9/20/92	3.0	23.0
Michael Sinclair	vs. San Diego 10/3/93	3.0	23.0
Michael Sinclair	vs. Denver 9/8/96	3.0	19.0
Michael Sinclair	vs. Buffalo 12/8/96	3.0	15.0
Michael McCrary	at Jacksonville 12/15/96	3.0	13.0
Chad Brown	at Indianapolis 9/14/97	3.0	27.0
Cortez Kennedy	at Green Bay 11/1/99	3.0	30.0

* Rookie

3.0 or More: Green 8, Sinclair 4, Kennedy 2, McCrary 2, Porter 2, Brown 1, Bryant 1, Gregory 1, Young 1.



Steve Raible (1976-81)

TOP PERFORMANCES

TOP SINGLE-GAME OPPONENT PERFORMANCES

(CHRONOLOGICAL)

100 YARDS RUSHING

PLAYER	TEAM, DATE	ATT	Yds	AVG.	LG	TD
1 Terry Metcalf	St. Louis 9/12/76	16	113	7.1	36	0
Jim Otis	St. Louis 9/12/76	27	140	5.2	18	1
3 Mike Thomas	Washington 9/19/76	27	143	5.3	24	1
4 Robert Newhouse	Dallas 10/3/76	19	120	6.3	24	1
5 Sonny Collins	Atlanta 11/7/76	17	100	5.9	47	0
6 Chuck Foreman	Minnesota 11/14/76	17	100	5.9	36	0
7 Walter Payton	Chicago 12/5/76	27	183	6.8	44	0
8 Tom Sullivan	at Philadelphia 12/12/76	23	121	5.3	26	2
9 Lydell Mitchell	Baltimore 9/18/77	32	114	3.6	14	0
10 Sam Cunningham	at New England 10/9/77	31	101	3.3	26	0
11 Clarence Davis	at Oakland 11/6/77	18	100	5.6	24	1
12 Franco Harris	at Pittsburgh 12/4/77	23	103	4.5	11	0
13 Greg Pruitt	Cleveland 12/18/77	22	127	5.8	18	1
14 Dexter Bussey	Detroit 9/24/78	20	120	6.0	29t	1
15 Terry Middleton	at Green Bay 10/15/78	23	121	5.3	25	4
16 Walter Payton	at Chicago 11/5/78	18	109	6.1	12	1
17 Greg Pruitt	Cleveland 12/3/78	12	113	9.4	44	0
18 Tony Reed	Kansas City 12/17/78	11	121	11.0	62t	1
19 Ted McKnight	Kansas City 9/30/79	12	147	12.3	84t	2
20 Mike Pruitt	at Cleveland 11/11/79	15	141	9.4	65t	2
21 John Cappelletti	San Diego 9/7/80	16	112	7.0	46	0
22 Mike Pruitt	Cleveland 10/12/80	24	116	4.8	22t	2
23 Tony Dorsett	at Dallas 11/27/80	24	107	4.5	16	2
24 Billy Taylor	N.Y. Giants 12/7/80	19	103	5.4	30t	1
25 Earl Campbell	Houston 10/11/81	39	186	4.8	27	2
26 Rob Carpenter	N.Y. Giants 10/18/81	21	116	5.5	22	1
27 Gerry Ellis	at Green Bay 11/1/81	23	127	5.5	19	0
28 Chuck Muncie	San Diego 11/16/81	20	151	7.6	73t	2
29 James Hadnot	at Kansas City 11/22/81	10	106	10.6	24	0
30 Mike Pruitt	Cleveland 9/12/82	30	136	4.5	10	2
31 Earl Campbell	at Houston 9/19/82	30	142	4.7	19	1
32 Marcus Allen	L.A. Raiders 12/5/82	24	156	6.5	53	2
33 Tony Collins	New England 12/19/82	32	103	3.2	11	0
34 Freeman McNeil	at N.Y. Jets 9/11/83	22	140	6.4	19	0
35 Mike Pruitt	at Cleveland 10/2/83	24	107	4.5	10	0
36 Franco Harris	Pittsburgh 10/23/83	31	132	4.3	11	1
37 Otis Anderson	at St. Louis 11/13/83	29	130	4.5	16	0
38 Tony Dorsett	Dallas 12/4/83	26	117	4.5	17	2
39 Tony Collins	at New England 9/16/84	20	107	5.4	21	0
40 Walter Payton	Chicago 9/23/84	24	116	4.8	25	0
41 Greg Bell	Buffalo 10/14/84	28	113	4.0	22	0
42 Larry Kinnebrew	at Cincinnati 11/18/84	22	119	5.4	12	0
43 Larry Kinnebrew	at Cincinnati 9/8/85	18	101	5.6	16	1
44 Eric Dickerson	L.A. Rams 9/23/85	31	150	4.8	43	3
45 Gerald Riggs	Atlanta 10/13/85	23	139	6.0	30	0
46 Freeman McNeil	N.Y. Jets 10/27/85	22	151	6.8	30	0
47 Marcus Allen	L.A. Raiders 11/3/85	19	101	5.3	12	0
48 Marcus Allen	at L.A. Raiders 12/15/85	27	109	4.0	14	1
49 George Rogers	at Washington 9/28/86	25	115	4.6	24	2
50 Joe Morris	N.Y. Giants 10/19/86	24	116	4.8	16	0
51 Marc Logan	Cincinnati 10/11/87	16	103	6.4	30	1
52 Bo Jackson	L.A. Raiders 11/30/87	18	221	12.3	91t	2

PLAYER	TEAM, DATE	ATT	Yds	AVG.	LG	TD
53 Frank Pollard	at Pittsburgh 12/6/87	22	106	4.8	15	1
54 Gary Anderson	at San Diego 9/18/88	19	120	6.3	25t	1
55 Roger Craig	San Francisco 9/25/88	21	107	5.1	24	0
56 John Settle	at Atlanta 10/2/88	21	115	5.5	20	0
57 John Stephens	at New England 12/4/88	31	121	3.9	21	0
58 Christian Okoye	Kansas City 10/8/89	30	156	5.2	21	1
59 Christian Okoye	at Kansas City 11/5/89	37	126	3.4	16	1
60 Neil Anderson	at Chicago 9/9/90	20	101	5.1	17	2
61 Bobby Humphrey	at Denver 9/23/90 (OT)	25	129	5.2	26	0
62 Marion Butts	at San Diego 11/25/90	28	128	4.6	19	0
63 Harold Green	Cincinnati 9/6/92	21	123	5.9	52	0
64 Barry Foster	at Pittsburgh 12/6/92	33	125	3.8	12	1
65 Hershhal Walker	Philadelphia 12/13/92	23	111	4.8	18	1
66 Barry Sanders	at Detroit 10/17/93	22	101	4.6	29	0
67 Leonard Russell	Denver 10/9/94	22	103	4.7	22	0
68 Natrone Means	at San Diego 10/30/94	26	104	4.0	20	1
69 Leonard Russell	at Denver 11/13/94	19	109	5.7	22	1
70 Eric Rhett	Tampa Bay 11/20/94	24	111	4.6	27	0
71 Marshall Faulk	Indianapolis 12/4/94	27	129	4.8	45t	1
72 Greg Hill	Kansas City 9/3/95	15	109	7.3	27	0
73 Natrone Means	at San Diego 9/10/95	26	115	4.4	9	0
74 Harvey Williams	at Oakland 10/8/95	19	160	8.4	37	0
75 Adrian Murrell	N.Y. Jets 11/26/95	24	116	4.8	21	1
76 Glyn Milburn	at Denver 12/10/95	18	131	7.3	23	0
77 Greg Hill	at Kansas City 12/24/95	21	113	5.4	16	0
78 Terrell Davis	Denver 9/8/96	28	111	3.9	17	0
79 Barry Sanders	at Detroit 11/17/96	16	134	8.4	40	1
80 Napoleon Kaufman	Oakland 11/24/96	15	104	6.9	21	0
81 Terrell Davis	at Denver 12/1/96	26	106	4.1	16	1
82 Adrian Murrell	N.Y. Jets 8/31/97	24	131	5.5	15	0
83 Terrell Davis	Denver 9/7/97	21	107	5.1	14	1
84 Eddie George	Tennessee 10/5/97	26	116	4.5	22	0
85 Napoleon Kaufman	Oakland 10/26/97	17	112	6.6	55	1
86 Terrell Davis	at Denver 11/2/97	21	101	4.8	19	0
87 Jerome Bettis	at Pittsburgh 9/27/98	28	138	4.9	23	0
88 Terrell Davis	Denver 10/11/98	30	208	6.9	70	1
89 Terrell Davis	at Denver 12/27/98	29	178	6.1	21	0
90 Tyrone Wheatley	Oakland 10/3/99	20	100	5.0	23	1
91 Dorsey Levens	at Green Bay 11/1/99	24	104	4.3	15	0
92 Olandis Gary	at Denver 12/19/99	22	183	8.3	71	0
93 Curtis Martin	at N.Y. Jets 1/2/00	34	158	4.6	50	1
94 Lamar Smith	at Miami 9/3/00	27	145	5.4	36	1
95 Ricky Williams	New Orleans 9/17/00	23	107	4.7	15	0
96 Tim Biakabutuka	at Carolina 10/8/00	23	103	4.5	43	0
97 Edgerrin James	Indianapolis 10/15/00	38	219	5.8	26	3
98 Tyrone Wheatley	at Oakland 10/22/00	15	156	10.4	80	1
99 Fred Taylor	at Jacksonville 11/12/00	21	103	4.9	19	1
100 Mike Anderson	Denver 11/26/00	30	195	6.5	80	2
101 Mike Anderson	at Denver 12/10/00	29	131	4.5	19	2
102 Tyrone Wheatley	Oakland 12/16/00	26	146	5.6	67	0
103 Antowain Smith	Buffalo 12/23/00	17	147	8.6	59	3
104 Stephen Davis	at Washington 11/4/01	32	142	4.4	20	1
105 Priest Holmes	at Kansas City 11/25/01	26	120	4.6	12	0
106 Terrell Davis	at Denver 12/9/01	19	109	5.7	57	0
107 Priest Holmes	Kansas City 1/6/02	23	117	5.1	22	0

300 YARDS PASSING (CHRONOLOGICAL)

PLAYER	TEAM, DATE	ATT	CMP	YDS	TD	INT
1 Ken Stabler	Oakland 9/16/79	37	25	343	1	2
2 Steve DeBerg	at San Francisco 10/7/79	40	31	306	1	1
3 Dan Fouts	at San Diego 10/14/79	35	28	318	3	0
4 Ken Stabler	at Oakland 12/16/79	47	31	342	1	2
5 Dan Fouts	at San Diego 12/13/80	42	29	339	1	2
6 Dan Fouts	at San Diego 10/4/81	41	30	302	3	0
7 Dan Fouts	San Diego 9/18/83	41	21	338	4	3
8 Brian Sipe	at Cleveland 10/2/83	40	25	310	1	3
9 Dan Fouts	at San Diego 10/9/83	36	28	331	1	2
10 Bill Kenney	Kansas City 11/27/83	38	21	311	4	0
11 Jeff Rutledge	at N.Y. Giants 12/11/83	52	29	349	0	2
12 Dan Fouts	San Diego 9/9/84	40	23	332	2	4
13 Wade Wilson	at L.A. Raiders 10/7/84	19	12	309	2	0
14 Lynn Dickey	Green Bay 10/21/84	38	24	364	3	3
15 Bill Kenney	at Kansas City 12/9/84	37	18	312	2	0
16 Dan Fouts	at San Diego 9/15/85	43	29	440	4	1
17 Mark Herrmann	San Diego 10/6/85	35	26	344	3	3
18 John Elway	Denver 12/20/85	42	24	432	1	0
19 Tony Eason	at New England 9/21/86	45	26	414	3	0
20 John Elway	at Denver 10/26/86	32	18	321	1	1
21 Ken O'Brien	N.Y. Jets 11/2/86	32	26	431	4	0
22 Boomer Esiason	at Cincinnati 11/16/86	33	22	334	1	1
23 John Elway	at Denver 9/13/87	32	22	338	4	1
24 John Elway	Denver 12/13/87	42	21	335	1	2
25 Bill Kenney	at Kansas City 12/27/87	35	23	320	3	0
26 Joe Montana	San Francisco 9/25/88	29	20	302	4	1
27 Jim Everett	at L.A. Rams 10/23/88	27	20	311	3	0
28 Jay Schroeder	L.A. Raiders 12/18/88	49	22	354	3	1
29 John Elway	Denver 10/22/89	35	18	344	2	0
30 Randall Cunningham	Philadelphia 12/13/92 (OT)	44	27	365	0	1
31 Warren Moon	at Houston 11/7/93	55	36	369	2	2
32 Steve Beuerlein	Phoenix 12/19/93 (OT)	53	34	431	3	2
33 Jeff Blake	Cincinnati 11/6/94	43	31	387	0	1
34 Jeff Hostetler	at Oakland 10/8/95	33	20	333	2	0
35 Jim Kelly	Buffalo 12/8/96	41	24	324	1	2
36 Eric Zeier	at Baltimore 12/8/97	28	17	302	1	0
37 Trent Green	Washington 9/20/98	54	27	383	0	1
38 Vinny Testaverde	at N.Y. Jets 12/6/98	63	42	418	2	1
39 Peyton Manning	Indianapolis 12/20/98	39	23	335	1	1
40 John Elway	at Denver 12/27/98	36	26	338	4	0
41 Elvis Grbac	at Kansas City 11/21/99	49	30	322	0	1
42 Kurt Warner	St. Louis 9/10/00	47	35	386	1	1
43 Steve Beuerlein	at Carolina 10/8/00	39	27	332	2	1
44 Elvis Grbac	Kansas City 10/29/00	35	22	342	3	3
45 Mark Brunell	at Jacksonville 11/12/00	34	24	340	1	0
46 Doug Flutie	Buffalo 12/23/00	25	20	366	3	0
47 Alex Van Pelt	at Buffalo 11/18/01	42	28	316	2	0
48 Kerry Collins	at New York Giants 12/23/01	47	30	338	1	0
49 Doug Flutie	at San Diego 12/30/01	53	34	377	1	2

100 YARDS RECEIVING (CHRONOLOGICAL)

PLAYER	TEAM, DATE	YDS.	NO.	AVG.	LG	TD
1 Willie McGee	San Francisco 9/26/76	104	5	20.8	52t	1
2 James Scott	Chicago 12/5/76	106	3	35.3	63t	2
3 Isaac Curtis	at Cincinnati 9/25/77	100	3	33.3	54	1
4 Morris Owens	Tampa Bay 10/16/77	166	9	18.4	67t	1
5 Duriel Harris	at Miami 9/9/79	117	5	23.4	51	0
6 Cliff Branch	Oakland 9/16/79	156	7	22.3	47	0
7 Riley Odoms	at Denver 9/23/79	125	5	25.0	45	0
8 John Jefferson	at San Diego 10/14/79	137	9	15.2	49t	2
9 Henry Childs	New Orleans 11/18/79	121	6	20.2	34	0
10 Jerome Barkum	N.Y. Jets 11/26/79	103	6	17.2	40	0
11 Cliff Branch	at Oakland 12/16/79	109	10	10.9	15	0
12 John Jefferson	San Diego 9/7/80	103	6	17.2	23t	2
13 Stanley Morgan	New England 9/21/80	108	2	54.0	68t	2
14 Charles Smith	Philadelphia 11/2/80	109	5	21.8	38	1
15 Earnest Gray	N.Y. Giants 12/7/80	114	3	38.0	50t	2
16 John Jefferson	at San Diego 12/13/80	113	8	14.1	19t	1
17 Kellen Winslow	San Diego 11/16/81	106	7	15.1	31	0
18 Dave Logan	Cleveland 12/20/81	101	5	20.2	26	1
19 Carlos Carson	at Kansas City 9/4/83	104	7	14.9	48	1
20 Wesley Walker	at N.Y. Jets 9/11/83	116	3	38.7	48t	1
21 Eric Sievers	San Diego 9/18/83	115	6	19.2	27t	2
22 Todd Christensen	L.A. Raiders 10/16/83	152	11	13.8	22t	3
23 Marcus Allen	at L.A. Raiders 10/30/83	104	8	13.0	36	0
24 Steve Watson	Denver 11/6/83	110	7	15.7	25t	1
25 Steve Watson	at Denver 11/20/83	119	4	29.8	78t	1
26 Carlos Carson	Kansas City 11/27/83 (OT)	149	7	21.3	35	1
27 Byron Williams	at N.Y. Giants 12/11/83	103	7	14.7	24	0
28 Pete Holohan	San Diego 9/9/84	133	6	22.2	51	0
29 Marcus Allen	at L.A. Raiders 10/7/84	173	4	32.3	92	1
30 James Lofton	at Green Bay 10/21/84	162	5	32.4	79t	2
31 Henry Marshall	at Kansas City 12/9/84	166	8	20.8	36	1
32 Cris Collinsworth	at Cincinnati 9/8/85	101	4	25.3	71	0
33 Wes Chandler	at San Diego 9/15/85	243	13	18.7	45	1
34 Wes Chandler	San Diego 10/6/85	150	9	16.7	59	2
35 Stanley Morgan	at New England 9/21/86	161	7	23.0	44t	3
36 Art Monk	at Washington 9/28/86	103	5	20.6	69	0
37 Al Toon	N.Y. Jets 11/2/86	195	9	21.7	50t	2
Wesley Walker	N.Y. Jets 11/2/86	161	6	26.8	83t	1
39 Kellen Winslow	at San Diego 12/14/86	105	8	13.1	28	1
40 Todd Christensen	at L.A. Raiders 10/25/87	124	8	15.5	20	1
41 Stephon Paige	at Kansas City 12/27/87	100	7	14.3	46t	1
Carlos Carson	at Kansas City 12/27/87	120	4	30.0	81t	1
43 Paul Palmer	Kansas City 9/11/88	105	8	13.1	27	0
44 Jerry Rice	San Francisco 9/25/88	163	6	27.2	69t	3
45 Henry Ellard	at L.A. Rams 10/23/88	101	7	14.4	20	0
46 Drew Hill	Houston 11/13/88	139	8	17.4	57t	1
47 Stephon Paige	at Kansas City 11/20/88	106	5	21.2	49	0
48 Tim Brown	L.A. Raiders 11/28/88	114	4	28.5	49t	1
49 Tom Jackson	Denver 12/11/88	137	7	19.6	35	1
50 Mervyn Fernandez	at L.A. Raiders 12/18/88	113	4	28.3	54t	1
Willie Gault	at L.A. Raiders 12/18/88	108	2	54.0	57	1
52 Mike Quick	at Philadelphia 9/10/89	140	6	23.3	40	1
53 Roy Green	Phoenix 9/17/89	166	8	20.8	59t	3
J.T. Smith	Phoenix 9/17/89	104	7	14.9	25t	1
55 Mervyn Fernandez	at L.A. Raiders 10/1/89	113	7	16.1	36t	1
56 Anthony Miller	at San Diego 10/15/89	116	7	16.6	44	0
57 Michael Young	Denver 10/22/89	137	6	22.8	47	0
58 Vance Johnson	at Denver 11/26/89	154	6	25.7	69	2

PLAYER	TEAM, DATE	Yds.	No.	AVG.	LG	TD
59 Tony McGee	at Cincinnati 12/10/89	109	7	15.6	23	1
60 Gary Clark	Washington 12/23/89	149	9	16.6	44t	1
61 Vance Johnson	at Denver 9/23/90	120	9	13.3	22	0
62 Hart Lee Dykes	at New England 10/7/90	103	5	20.6	35t	1
63 Eddie Brown	at Cincinnati 10/6/91	117	7	16.7	43	0
64 Anthony Miller	at San Diego 11/10/91	124	5	24.8	58	0
65 Melvyn Horton	at L.A. Raiders 11/17/91	123	7	17.6	51t	1
66 John Taylor	San Francisco 12/8/91	113	7	16.1	41	1
67 Irving Fryar	at New England 9/20/92	101	6	16.8	36t	1
68 Anthony Miller	at San Diego 10/4/92	142	9	15.8	67t	2
69 Michael Irvin	at Dallas 10/11/92	113	6	18.8	24	0
70 Fred Barnett	Philadelphia 12/13/92 (OT)	161	9	17.9	53	1
71 Tony McGee	at Cincinnati 9/26/93	102	7	14.6	37	0
72 Anthony Miller	San Diego 10/3/93	123	10	12.3	20	1
73 Webster Slaughter	at Houston 11/7/93	135	9	15.0	36	1
74 Gary Clark	Phoenix 12/19/93 (OT)	152	12	12.7	28	1
75 Eric Green	Pittsburgh 12/26/93	119	7	17.0	41	0
76 Henry Ellard	at Washington 9/4/94	105	7	15.0	25	0
77 Tony Martin	San Diego 9/18/94	152	6	25.3	99t	1
78 Darnay Scott	Cincinnati 11/6/94 (OT)	157	7	22.4	76	0
79 Tim Brown	L.A. Raiders 1/18/94	107	4	26.8	77t	1
80 Willie Davis	Kansas City 9/3/95	155	6	25.8	60t	2
81 Tony Martin	at San Diego 9/10/95	163	13	12.5	24	0
82 Tim Brown	at Oakland 10/8/95	143	5	28.6	80t	1
83 Bill Brooks	at Buffalo 10/15/95	109	6	18.2	30	2
84 Calvin Sherrard	N.Y. Giants 11/5/95	128	6	21.3	30	1
85 Antonio Freeman	Green Bay 9/29/96	108	7	15.4	28	2
86 Cris Carter	Minnesota 11/10/96	142	7	20.3	40	0
87 Jimmy Smith	at Jacksonville 12/15/96	124	8	15.5	39	2
88 Jeff Graham	N.Y. Jets 8/31/97	100	3	33.3	47	2
89 Tim Brown	Oakland 10/26/97	107	7	15.3	24	0
90 Rod Smith	at Denver 11/2/97	114	5	22.8	59	1
91 Tony Martin	at San Diego 11/9/97	100	5	20.0	61	2
92 Derrick Alexander	at Baltimore 12/7/97	150	6	25.0	92	0
93 Michael Westbrook	Washington 9/20/98	132	7	18.9	36	2
94 Rod Smith	at Denver 10/11/98	136	8	17.0	50	1
95 Keyshawn Johnson	N.Y. Jets 12/6/98	114	9	12.7	20	1
96 Torrance Small	Indianapolis 12/20/98	120	3	40.0	53	0
97 Rod Smith	at Denver 12/27/98	158	9	17.6	36	1
98 Germaine Crowell	Detroit 9/12/99	141	7	20.1	41t	2
99 Peerless Price	Buffalo 10/24/99	106	5	21.2	45	1
100 Corey Bradford	at Green Bay 11/1/99	106	3	35.3	74t	1
101 Carl Pickens	Cincinnati 11/7/99	104	4	26.0	75t	1
102 Ed McCaffrey	Denver 11/14/99	125	6	20.8	42	1
103 Derrick Alexander	at Kansas City 11/21/99	101	8	12.6	25	0
104 Jeff Graham	San Diego 12/12/99	114	9	12.7	26	0
105 Torry Holt	St. Louis 9/10/00	101	6	16.8	41	0
106 Derrick Alexander	at Kansas City 10/2/00	153	5	30.6	73	1
107 Wesley Walls	at Carolina 10/8/00	102	7	14.6	26	0
108 Marvin Harrison	Indianapolis 10/15/00	134	7	19.1	39	0
109 Derrick Alexander	Kansas City 10/29/00	137	4	34.6	59t	2
Tony Gonzalez	Kansas City 10/29/00	101	8	12.6	22	0
111 Keenan McCardell	at Jacksonville 11/12/00	156	6	26.0	67t	1
Jimmy Smith	at Jacksonville 11/12/00	117	10	11.7	34	0
113 Ed McCaffrey	at Denver 12/10/00	112	8	14.0	41	1
114 Peerless Price	Buffalo 12/23/00	132	8	16.5	34	1
Eric Moulds	Buffalo 12/23/00	101	4	25.3	48	0
116 James Thrash	Philadelphia 9/23/01	165	10	16.5	64t	2
117 Peerless Price	at Buffalo 11/18/01	138	10	13.8	23	1
118 Amani Toomer	at New York Giants 12/23/01	124	8	15.5	28	0
Ike Hilliard	at New York Giants 12/23/01	105	7	15.0	26	1
120 Curtis Conway	at San Diego 12/30/01	156	11	14.2	38	1

OPPONENT SINGLE-GAME PERFORMANCES

100 YARDS RUSHING

PLAYER	TEAM, DATE	ATT	Yds	AVG.	LG	TD
1 Bo Jackson	L.A. Raiders 11/30/87	18	221	12.3	91t	2
2 Edgerrin James	Indianapolis 10/15/00	38	219	5.8	26t	3
3 Terrell Davis	Denver 10/11/98	30	208	6.9	70	1
4 Mike Anderson	Denver 11/26/00	30	195	6.5	80t	2
5 Earl Campbell	Houston 10/11/81	39	186	4.8	27	2
6 Walter Payton	Chicago 12/5/76	27	183	6.8	44	0
	at Denver 12/19/99	22	183	8.3	71	0
8 Terrell Davis	at Denver 12/27/98	29	178	6.1	21	0
9 Harvey Williams	at Oakland 10/8/95	19	160	8.4	37	0
10 Curtis Martin	at N.Y. Jets 1/2/00	34	158	4.6	50	1
11 Marcus Allen	L.A. Raiders 12/5/82	24	156	6.5	53	2
	Christian Okoye	30	156	5.2	21	1
	Tyrone Wheatley	15	156	10.4	80t	1
14 Chuck Muncie	San Diego 11/16/81	20	151	7.6	73t	2
	Freeman McNeil	22	151	6.8	30	0
16 Eric Dickerson	L.A. Rams 9/23/85	31	150	4.8	43	3
17 Ted McKnight	Kansas City 9/30/79	12	147	12.3	84t	2
	Antowain Smith	17	147	8.6	59	3
19 Tyrone Wheatley	Oakland 12/16/00	26	146	5.6	67	0
20 Lamar Smith	at Miami 9/3/00	27	145	5.4	36	1
21 Mike Thomas	Washington 9/19/76	27	143	5.3	24	1
22 Earl Campbell	at Houston 9/19/82	30	142	4.7	19	1
	Stephen Davis	32	142	4.3	20	1
24 Mike Pruitt	at Cleveland 11/11/79	15	141	9.4	65t	2
25 Jim Otis	St. Louis 9/12/76	27	140	5.2	18	1
	Freeman McNeil	22	140	6.4	19	0
27 Gerald Riggs	Atlanta 10/13/85	23	139	6.0	30	0
28 Jerome Bettis	at Pittsburgh 9/27/98	28	138	4.9	23	0
29 Mike Pruitt	Cleveland 9/12/82	30	136	4.5	10	2
30 Barry Sanders	at Detroit 11/17/96	16	134	8.4	40	1
31 Franco Harris	Pittsburgh 10/23/83	31	132	4.3	11	1
32 Glyn Milburn	at Denver 12/10/95	18	131	7.3	29	0
	Adrian Murrell	24	131	5.5	15	0
	Mike Anderson	29	131	4.5	19	2
35 Otis Anderson	at St. Louis 11/13/83	29	130	4.5	16	0
36 Bobby Humphrey	at Denver 9/23/90 (OT)	25	129	5.2	26	0
	Marshall Faulk	27	129	4.8	45t	1
38 Marion Butts	at San Diego 11/25/90	28	128	4.6	19	0
39 Gerry Ellis	at Green Bay 11/1/81	23	127	5.5	19	0
	Greg Pruitt	22	127	5.8	18	1
41 Christian Okoye	at Kansas City 11/5/89	37	126	3.4	16	1
42 Barry Foster	at Pittsburgh 12/6/92	33	125	3.8	12	1
43 Harold Green	Cincinnati 9/6/92	21	123	5.9	52	0
44 Tom Sullivan	at Philadelphia 12/12/76	23	121	5.3	26	2
	Terry Middleton	23	121	5.3	25	4
	Tony Reed	11	121	11.0	62t	1
	John Stephens	31	121	3.9	21	0
48 Robert Newhouse	Dallas 10/3/76	19	120	6.3	24	1
	Dexter Bussey	20	120	6.0	29t	1
	Gary Anderson	19	120	6.3	25t	1
	Priest Holmes	26	120	4.6	12	0
52 Larry Kinnebrew	at Cincinnati 11/18/84	22	119	5.4	12	0
53 Tony Dorsett	Dallas 12/4/83	26	117	4.5	17	2
	Priest Holmes	23	117	5.1	22	0
	Kansas City 1/6/02	23	117	5.1	22	0

	PLAYER	TEAM, DATE	ATT	YDS	AVG.	LG	TD
55	Rob Carpenter	N.Y. Giants 10/18/81	21	116	5.5	22	1
	Mike Pruitt	Cleveland 10/12/80	24	116	4.8	22t	2
	Walter Payton	Chicago 9/23/84	24	116	4.8	25	0
	Joe Morris	N.Y. Giants 10/19/86	24	116	4.8	16	0
	Adrian Murrell	N.Y. Jets 11/26/95	24	116	4.8	21	1
61	Eddie George	Tennessee 10/5/97	26	116	4.5	22	0
	George Rogers	at Washington 9/28/86	25	115	4.6	24	2
	John Settle	at Atlanta 10/2/88	21	115	5.5	20	0
64	Natrone Means	at San Diego 9/10/95	26	115	4.4	9	0
	Lydell Mitchell	Baltimore 9/18/77	32	114	3.6	14	0
65	Terry Metcalf	St. Louis 9/12/76	16	113	7.1	36	0
	Greg Pruitt	Cleveland 12/3/78	12	113	9.4	44	0
	Greg Bell	Buffalo 10/14/84	28	113	4.0	22	0
	Greg Hill	at Kansas City 12/24/95	21	113	5.4	16	0
69	John Cappelletti	San Diego 9/7/80	16	112	7.0	46	0
	Napolean Kaufman	Oakland 10/26/97	17	112	6.6	55	1
71	Hershal Walker	Philadelphia 12/13/92	23	111	4.8	18	1
	Eric Rhett	Tampa Bay 11/20/94	24	111	4.6	27	0
	Terrell Davis	Denver 9/8/96	28	111	3.9	17	0
74	Walter Payton	at Chicago 11/5/78	18	109	6.1	12	1
	Marcus Allen	at L.A. Raiders 12/15/85	27	109	4.0	14	1
	Leonard Russell	at Denver 11/13/94	19	109	5.7	22	1
	Greg Hill	Kansas City 9/3/95	15	109	7.3	27	0
79	Terrell Davis	at Denver 12/9/01	19	109	5.7	57	0
	Tony Dorsett	at Dallas 11/27/80	24	107	4.5	16	2
	Mike Pruitt	at Cleveland 10/2/83	24	107	4.5	10	0
	Tony Collins	at New England 9/16/84	20	107	5.4	21	0
	Roger Craig	San Francisco 9/25/88	21	107	5.1	24	0
	Terrell Davis	Denver 9/7/97	21	107	5.1	14	1
	Ricky Williams	New Orleans 9/17/00	23	107	4.7	15	0
85	James Hadnot	at Kansas City 11/22/81	10	106	10.6	24	0
	Frank Pollard	at Pittsburgh 12/6/87	22	106	4.8	15	1
	Terrell Davis	at Denver 12/1/96	26	106	4.1	16	1
88	Natrone Means	at San Diego 10/30/94	26	104	4.0	20	1
	Napolean Kaufman	Oakland 11/24/96	15	104	6.9	21	0
	Dorsey Levens	at Green Bay 11/1/99	24	104	4.3	15	0
	91 Franco Harris	at Pittsburgh 12/4/77	23	103	4.5	11	0
91	Billy Taylor	N.Y. Giants 12/7/80	19	103	5.4	30t	1
	Tony Collins	New England 12/19/82	32	103	3.2	11	0
	Marc Logan	Cincinnati 10/11/87	16	103	6.4	30	1
	Leonard Russell	Denver 10/9/94	22	103	4.7	22	0
	Tim Biakabutuka	at Carolina 10/8/00	23	103	4.5	43	0
	Fred Taylor	at Jacksonville 11/12/00	21	103	4.9	19	1
98	Sam Cunningham	at New England 10/9/77	31	101	3.3	26	0
	Larry Kinnebrew	at Cincinnati 9/8/85	18	101	5.6	16	1
	Marcus Allen	L.A. Raiders 11/3/85	19	101	5.3	14	0
	Neil Anderson	at Chicago 9/9/90	20	101	5.1	17	2
	Barry Sanders	at Detroit 10/17/93	22	101	4.6	29	0
	Terrell Davis	at Denver 11/2/97	21	101	4.8	19	0
104	Sonny Collins	Atlanta 11/7/76	17	100	5.9	47	0
	Chuck Foreman	Minnesota 11/14/76	17	100	5.9	36	0
	Clarence Davis	at Oakland 11/6/77	18	100	5.6	24	1
	Tyrone Wheatley	Oakland 10/3/99	20	100	5.0	23	1

300 YARDS PASSING

PLAYER	TEAM, DATE	ATT	CMP	YDS	TD	INT
1 Dan Fouts	at San Diego 9/15/85	43	29	440	4	1
2 John Elway	Denver 12/20/85	42	24	432	1	0
3 Ken O'Brien	N.Y. Jets 11/2/86	32	26	431	4	0
Steve Beuerlein	Phoenix 12/19/93 (OT)	53	34	431	3	2
5 Vinny Testaverde	at N.Y. Jets 12/6/98	63	42	418	2	1
6 Tony Eason	at New England 9/21/86	45	26	414	3	0
7 Jeff Blake	Cincinnati 11/6/94 (OT)	43	31	387	0	1
8 Kurt Warner	St. Louis 9/10/00	47	35	386	1	1
9 Trent Green	Washington 9/20/98	54	27	383	2	2
10 Doug Flutie	at San Diego 12/30/01	53	34	377	1	2
11 Warren Moon	at Houston 11/7/93	55	36	369	2	2
12 Doug Flutie	Buffalo 12/23/00	25	20	366	3	0
13 Randall Cunningham	Philadelphia 12/13/92 (OT)	44	27	365	0	1
14 Lynn Dickey	Green Bay 10/21/84	38	24	364	3	3
15 Jay Schroeder	L.A. Raiders 12/18/88	49	22	354	3	1
16 Jeff Rutledge	at NY Giants 12/11/83	52	29	349	0	2
17 John Elway	Denver 10/22/89	35	18	344	2	0
Mark Herrmann	San Diego 10/6/85	35	26	344	3	3
19 Ken Stabler	Oakland 9/16/79	37	25	343	1	2
20 Ken Stabler	at Oakland 12/16/79	47	31	342	1	2
Elvis Grbac	Kansas City 10/29/00	35	22	342	3	3
22 Mark Brunell	at Jacksonville 11/12/00	34	24	340	1	0
23 Dan Fouts	at San Diego 12/13/80	42	29	339	1	2
24 John Elway	at Denver 9/13/87	32	22	338	4	1
Dan Fouts	San Diego 9/18/83	41	21	338	4	3
John Elway	at Denver 12/27/98	36	26	338	4	0
Kerry Collins	at New York Giants 12/23/01	47	30	338	1	0
28 John Elway	Denver 12/13/87	42	21	335	1	2
Peyton Manning	Indianapolis 12/20/98	39	23	335	1	1
30 Boomer Esiason	at Cincinnati 11/16/86	33	22	334	1	1
31 Jeff Hostetler	at Oakland 10/8/95	33	20	333	2	0
32 Dan Fouts	San Diego 9/9/84	40	23	332	2	4
Steve Beuerlein	at Carolina 10/8/00	39	27	332	2	1
34 Dan Fouts	at San Diego 10/9/83	36	28	331	1	2
35 Jim Kelly	Buffalo 12/8/96	41	24	324	1	2
36 Elvis Grbac	at Kansas City 11/21/99	49	30	322	0	1
37 John Elway	at Denver 10/26/86	32	18	321	1	1
38 Bill Kenney	at Kansas City 12/27/87	35	23	320	3	0
39 Dan Fouts	at San Diego 10/14/79	35	28	318	3	0
40 Alex Van Pelt	at Buffalo 11/18/01	42	28	316	2	0
41 Bill Kenney	at Kansas City 12/9/84	37	18	312	2	0
42 Bill Kenney	Kansas City 11/27/83	38	21	311	4	0
Jim Everett	at L.A. Rams 10/23/88	27	20	311	3	0
44 Brian Sipe	at Cleveland 10/2/83	40	25	310	1	3
45 Wade Wilson	at L.A. Raiders 10/7/84	19	12	309	2	0
46 Steve DeBerg	at San Francisco 10/7/79	40	31	306	1	1
47 Dan Fouts	at San Diego 10/4/81	41	30	302	3	0
Joe Montana	San Francisco 9/25/88	29	20	302	4	1
Eric Zeier	at Baltimore 12/8/97	28	17	302	1	0

100 YARDS RECEIVING

PLAYER	TEAM, DATE	YDS	NO	AVG.	LG	TD
1 Wes Chandler	at San Diego 9/15/85	243	13	18.7	45	1
2 Al Toon	N.Y. Jets 11/2/86	195	9	21.7	50t	2
3 Marcus Allen	at L.A. Raiders 10/7/84	173	4	32.3	92	1
4 Morris Owens	Tampa Bay 10/16/77	166	9	18.4	67t	1
Henry Marshall	at Kansas City 12/9/84	166	8	20.8	36	1
Roy Green	Phoenix 9/17/89	166	8	20.8	59t	3
7 James Thrash	Philadelphia 9/30/01	165	10	16.5	64t	2
8 Jerry Rice	San Francisco 9/25/88	163	6	27.2	69t	3
Tony Martin	at San Diego 9/10/95	163	13	12.5	24	0
10 James Lofton	at Green Bay 10/21/84	162	5	32.4	79t	2
11 Stanley Morgan	at New England 9/21/86	161	7	23.0	44t	3
Wesley Walker	N.Y. Jets 11/2/86	161	6	26.8	83t	1
Fred Barnett	Philadelphia 12/13/92 (OT)	161	9	17.9	53	1
14 Rod Smith	at Denver 12/27/98	158	9	17.6	36	1
15 Darnay Scott	Cincinnati 11/6/94 (OT)	157	7	22.4	76	0
16 Cliff Branch	Oakland 9/16/79	156	7	22.3	47	0
Keenan McCardell	at Jacksonville 11/12/00	156	6	26.0	67t	1
Curtis Conway	at San Diego 12/30/01	156	11	14.2	38	1
19 Willie Davis	Kansas City 9/3/95	155	6	25.8	60t	2
20 Vance Johnson	at Denver 11/26/89	154	6	25.7	69	2
21 Derrick Alexander	at Kansas City 10/2/00	153	5	30.6	73	1
22 Todd Christensen	L.A. Raiders 10/16/83	152	11	13.8	22t	3
Gary Clark	Phoenix 12/19/93 (OT)	152	12	12.7	28	1
Tony Martin	San Diego 9/18/94	152	6	25.3	99t	1
25 Wes Chandler	San Diego 10/6/85	150	9	16.7	59	2
Derrick Alexander	at Baltimore 12/7/97	150	6	25.0	92	0
27 Carlos Carson	Kansas City 11/27/83 (OT)	149	7	21.3	35	1
Gary Clark	Washington 12/23/89	149	9	16.6	44t	1
29 Tim Brown	at Oakland 10/8/95	143	5	28.6	80t	1
30 Anthony Miller	at San Diego 10/4/92	142	9	15.8	67t	2
Cris Carter	Minnesota 11/10/96	142	7	20.3	40	0
32 Germaine Crowell	Detroit 9/12/99	141	7	20.1	41t	2
33 Mike Quick	at Philadelphia 9/10/89	140	6	23.3	40	1
34 Drew Hill	Houston 11/13/88	139	8	17.4	57t	1
35 Peerless Price	at Buffalo 11/18/01	138	10	13.8	23	1
36 John Jefferson	San Diego 9/7/80	137	9	15.2	49t	2
Tom Jackson	Denver 12/11/88	137	7	19.6	35	1
Michael Young	Denver 10/22/89	137	6	22.8	47	0
Derrick Alexander	Kansas City 10/29/00	137	4	34.6	59t	2
40 Rod Smith	at Denver 10/11/98	136	8	17.0	50	1
41 Webster Slaughter	at Houston 11/7/93	135	9	15.0	36	1
42 Marvin Harrison	Indianapolis 10/15/00	134	7	19.1	39	0
43 Pete Holohan	San Diego 9/9/84	133	6	22.2	51	0
44 Michael Westbrook	Washington 9/20/98	132	7	18.9	36	2
Peerless Price	Buffalo 12/23/00	132	8	16.5	34	1
46 Calvin Sherrard	N.Y. Giants 11/5/95	128	6	21.3	30	1
47 Riley Odoms	at Denver 9/23/79	125	5	25.0	45	0
Ed McCaffrey	Denver 11/14/99	125	6	20.8	42	1
49 Todd Christensen	at L.A. Raiders 10/25/87	124	8	15.5	20	1
Anthony Miller	at San Diego 11/10/91	124	5	24.8	58	0
Jimmy Smith	at Jacksonville 12/15/96	124	8	15.5	39	2
Amani Toomer	at New York Giants 12/23/01	124	8	15.5	28	1
53 Melvyn Horton	at L.A. Raiders 11/17/91	123	7	17.6	51t	1
Anthony Miller	San Diego 10/3/93	123	10	12.3	20	1
55 Henry Childs	New Orleans 11/18/79	121	6	20.2	34	0
56 Carlos Carson	at Kansas City 12/27/87	120	4	30.0	81t	1
Vance Johnson	at Denver 9/23/90	120	9	13.3	22	0
Torrance Small	Indianapolis 12/20/98	120	3	40.0	53	0
59 Steve Watson	at Denver 11/20/83	119	4	29.8	78t	1

PLAYER	TEAM, DATE	Yds.	No.	AVG.	LG	TD	
	Eric Green	Pittsburgh 12/26/93	119	7	17.0	41	0
61	Duriel Harris	at Miami 9/9/79	117	5	23.4	51	0
	Eddie Brown	at Cincinnati 10/6/91	117	7	16.7	43	0
	Jimmy Smith	at Jacksonville 11/12/00	117	10	11.7	34	0
64	Wesley Walker	at N.Y. Jets 9/11/83	116	3	38.7	48t	1
	Anthony Miller	at San Diego 10/15/89	116	7	16.6	44	0
66	Eric Sievers	San Diego 9/18/83	115	6	19.2	27t	2
67	Earnest Gray	N.Y. Giants 12/7/80	114	3	38.0	50t	2
	Tim Brown	L.A. Raiders 11/28/88	114	4	28.5	49t	1
	Rod Smith	at Denver 11/2/97	114	5	22.8	59	1
	Keyshawn Johnson	N.Y. Jets 12/6/98	114	9	12.7	20	1
	Jeff Graham	San Diego 12/12/99	114	9	12.7	26	0
72	John Jefferson	at San Diego 12/13/80	113	8	14.1	19t	1
	Mervyn Fernandez	at L.A. Raiders 12/18/88	113	4	28.3	54t	1
	Mervyn Fernandez	at L.A. Raiders 10/1/89	113	7	16.1	36t	1
	John Taylor	San Francisco 12/8/91	113	7	16.1	41	1
	Michael Irvin	at Dallas 10/11/92	113	6	18.8	24	0
77	Ed McCaffrey	at Denver 12/10/00	112	8	14.0	41	1
78	Steve Watson	Denver 11/6/83	110	7	15.7	25t	1
79	Cliff Branch	at Oakland 12/16/79	109	10	10.9	15	0
	Charles Smith	Philadelphia 11/2/80	109	5	21.8	38	1
	Tony McGee	at Cincinnati 12/10/89	109	7	15.6	23	1
	Bill Brooks	at Buffalo 10/15/95	109	6	18.2	30	2
83	Stanley Morgan	New England 9/21/80	108	2	54.0	68t	2
	Willie Gault	at L.A. Raiders 12/18/88	108	2	54.0	57	1
	Antonio Freeman	Green Bay 9/29/96	108	7	15.4	28	2
86	Tim Brown	L.A. Raiders 1/18/94	107	4	26.8	77t	1
	Tim Brown	Oakland 10/26/97	107	7	15.3	24	0
88	James Scott	Chicago 12/5/76	106	3	35.3	63t	2
	Kellen Winslow	San Diego 11/16/81	106	7	15.1	31	0
	Stephon Paige	at Kansas City 11/20/88	106	5	21.2	49	0
	Peerless Price	Buffalo 10/24/99	106	5	21.2	45	1
	Corey Bradford	at Green Bay 11/1/99	106	3	35.3	74t	1
93	Kellen Winslow	at San Diego 12/14/86	105	8	13.1	28	1
	Paul Primer	Kansas City 9/11/88	105	8	13.1	27	0
	Henry Ellard	at Washington 9/4/94	105	7	15.0	25	0
	Ike Hilliard	at New York Giants 12/23/01	105	7	15.0	26	1
97	Willie McGee	San Francisco 9/26/76	104	5	20.8	52t	1
	Carlos Carson	at Kansas City 9/4/83	104	7	14.9	48	1
	Marcus Allen	at L.A. Raiders 10/30/83	104	8	13.0	36	0
	J.T. Smith	Phoenix 9/17/89	104	7	14.9	25t	1
	Carl Pickens	Cincinnati 11/7/99	104	4	26.0	75t	1
102	Jerome Barkum	N.Y. Jets 11/26/79	103	6	17.2	40	0
	John Jefferson	San Diego 9/7/80	103	6	17.2	23t	2
	Byron Williams	at N.Y. Giants	103	7	14.7	24	0
	Art Monk	at Washington 9/28/86	103	5	20.6	69	0
	Hart Lee Dykes	at New England 10/7/90	103	5	20.6	35t	1
107	Tony McGee	at Cincinnati 9/26/93	102	7	14.6	37	0
	Wesley Walls	at Carolina 10/8/00	102	7	14.6	26	0
109	Dave Logan	Cleveland 12/20/81	101	5	20.2	26	1
	Cris Collinsworth	at Cincinnati 9/8/85	101	4	25.3	71	0
	Henry Ellard	at L.A. Rams 10/23/88	101	7	14.4	20	0
	Irving Fryar	at New England 9/20/92	101	6	16.8	36t	1
	Derrick Alexander	at Kansas City 11/21/99	101	8	12.6	25	0
	Torry Holt	St. Louis 9/10/00	101	6	16.8	41	0
	Tony Gonzalez	Kansas City 10/29/00	101	8	12.6	22	0
	Eric Moulds	Buffalo 12/23/00	101	4	25.3	48	0
117	Isaac Curtis	at Cincinnati 9/25/77	100	3	33.3	54	1
	Stephon Paige	at Kansas City 12/27/87	100	7	14.3	46t	1
	Jeff Graham	N.Y. Jets 8/31/97	100	3	33.3	47	2
	Tony Martin	at San Diego 11/9/97	100	5	20.0	61	2

RECEPTIONS

PLAYER	TEAM, DATE	No.	Yds.	AVG.	LG	TD
1 Wes Chandler	at San Diego 9/15/85	13	243	18.7	45	1
Tony Martin	at San Diego 9/10/95	13	163	12.5	24	0
3 Gary Clark	Phoenix 12/19/93 ot	12	152	12.7	28	1
4 Todd Christensen	L.A. Raiders	11	152	13.8	22t	3
5 Curtis Conway	at San Diego	11	156	14.2	38	1
6 Don McCauley	Baltimore 11/12/78	10	88	8.8	19	0
Cliff Branch	at Oakland 12/16/79	10	109	10.9	15	0
Clarence Williams	at San Diego 10/4/81	10	89	8.9	15	0
Anthony Miller	San Diego 10/3/93	10	123	12.3	20	1
Jimmy Smith	at Jacksonville 11/12/00	10	117	11.7	67t	1
James Thrash	Philadelphia 9/23/01	10	165	16.5	64t	2
Peerless Price	at Buffalo 11/18/01	10	138	13.8	23	1
LaDainian Tomlinson	at San Diego 12/30/01	10	68	6.8	13	0



San Diego's Wes Chandler had 13 receptions versus the Seahawks September 15, 1985.

3.0 SACKS

PLAYER	TEAM, DATE	SACKS	YARDS
1 Derrick Thomas	at Kansas City 11/11/90	*7.0	60.0
2 Barney Chavous	Denver 12/21/80	4.0	47.0
Anthony Smith	L.A. Raiders 10/18/92	4.0	29.0
Anthony Smith	L.A. Raiders 9/12/93	4.0	21.0
Leslie O'Neal	San Diego 10/22/95	4.0	26.0
6 Keith Willis	Pittsburgh 10/23/83	3.5	15.0
Randy White	Dallas 12/4/83	3.5	30.0
Simon Fletcher	Denver 11/30/92 (OT)	3.5	23.5
9 12 players tied with		3.0	
* NFL record			

MISCELLANEOUS TOP 10

HOME ATTENDANCE

	ATT	OPPONENT	STADIUM	DATE	W/L	SCORE
1	68,681	Oakland	Husky Stadium	December 16, 2000	W	27-24
2	68,661	Denver	Husky Stadium	November 26, 2000	L	38-31
3	67,231	Oakland	Husky Stadium	November 11, 2001	W	34-27
4	66,400	Oakland	Kingdome	October 10, 1999	W	22-21
5	66,332	Kansas City	Kingdome	December 26, 1999	W	23-14
6	66,318	San Diego	Kingdome	December 12, 1999	L	19-16
7	66,314	Denver	Kingdome	November 14, 1999	W	20-17
	66,314	Tampa Bay	Kingdome	November 28, 1999	L	16-3
9	66,303	Cincinnati	Kingdome	November 7, 1999	W	37-20
10	66,301	Buffalo	Kingdome	October 24, 1999	W	26-16

ROAD ATTENDANCE

	ATT	OPPONENT	STADIUM	DATE	W/L	SCORE
1	88,734*	L.A. Raiders	Coliseum	January 8, 1983	L	30-14
2	82,893	Kansas City	Arrowhead	October 2, 2000	L	24-17
3	82,352	Washington	FedEx Field	November 4, 2001	L	27-14
4	78,847	Kansas City	Arrowhead	October 23, 1994	L	38-23
5	78,605	Cleveland	Municipal	October 9, 1988	W	16-10
6	78,119	NY Giants	Giants	December 23, 2001	L	27-24
7	77,357	Kansas City	Arrowhead	November 25, 2001	L	19-7
8	77,904	L.A. Raiders	Coliseum	October 7, 1984	L	28-14
9	77,425	L.A. Raiders	Coliseum	December 15, 1985	L	13-3
10	75,446	Cleveland	Municipal	October 2, 1983	W	24-9

* Playoff Game

COLDEST GAMES

	TEMP	OPPONENT	DATE	W/L	SCORE
1	22	at Denver	December 10, 2000	L	31-24
2	26	at Pittsburgh	December 6, 1992	L	20-14
3	27	at Denver	December 19, 1999	L	(OT) 36-30
4	30	at Cincinnati	December 10, 1989	W	24-17
5	31	at New England	December 4, 1988	L	13-7
	31	at Kansas City	December 24, 1995	L	26-3
7	32	at Kansas City	December 2, 1979	L	37-21
8	34	at Pittsburgh	December 4, 1977	L	30-20
	34	at Denver	November 23, 1980	L	36-20
	34	at Cincinnati	November 18, 1984	W	26-6
	34	at Kansas City	November 20, 1988	L	27-24

WARMEST GAMES

	TEMP	OPPONENT	DATE	W/L	SCORE
1	95	at NY Jets	September 11, 1983	W	17-10
2	94	at Kansas City	September 4, 1987	L	17-13
3	93	at Philadelphia	September 10, 1989	L	31-7
4	89	at Miami	September 3, 2000	L	23-0
5	88	at Cincinnati	September 8, 1985	W	28-24
6	85	at Denver	September 13, 1987	L	40-17
7	84	at San Diego	September 1, 1996	L	29-7
8	83	at Denver	October 1, 1978	L	28-7
9	82	at Miami	September 9, 1979	L	19-10
	82	at Arizona	October 29, 1995	L	20-14

RECORD BY MONTH

REGULAR SEASON

YEAR	AUG	SEPT	OCT	NOV	DEC	JAN	RECORD
1976		0-3	1-4	1-3	0-2		2-12
1977		0-2	2-3	1-3	2-1		5-9
1978		2-2	2-3	3-1	2-1		9-7
1979		1-4	3-1	3-1	2-1		9-7
1980		2-2	2-2	0-5	0-3		4-12
1981		1-3	1-3	2-3	2-1		6-10
1982		0-2		2-0	1-3	1-0	4-5
1983		2-2	3-2	2-2	2-1		9-7
1984		4-1	3-1	4-0	1-2		12-4
1985		2-2	2-2	2-2	2-2		8-8
1986		3-1	2-2	2-3	3-0		10-6
1987		1-1	3-1	3-2	2-2		9-6
1988		2-2	3-2	2-2	2-1		9-7
1989		1-2	3-2	0-4	3-1		7-9
1990		0-3	3-1	2-2	4-1		9-7
1991		2-3	3-1	1-2	1-3		7-9
1992		1-3	0-4	1-3	0-4		2-14
1993		2-2	2-2	1-2	1-3	0-1	6-10
1994		3-1	0-4	2-2	1-3		6-10
1995		1-2	1-4	3-1	3-1		8-8
1996		1-4	2-1	2-2	2-2		7-9
1997	0-1	2-2	3-0	1-4	2-1		8-8
1998		3-1	1-2	2-3	2-2		8-8
1999		2-1	2-1	4-1	1-3	0-1	9-7
2000		2-2	0-5	2-1	2-2		6-10
2001		1-2	2-1	2-2	3-2	1-0	9-7
Total	0-1	41-55	49-54	50-56	46-48	2-2	188-216

INCLUDING PLAYOFFS

YEAR	AUG	SEPT	OCT	NOV	DEC	JAN	RECORD	PLAYOFFS
1976		0-3	1-4	1-3	0-2		2-12	
1977		0-2	2-3	1-3	2-1		5-9	
1978		2-2	2-3	3-1	2-1		9-7	
1979		1-4	3-1	3-1	2-1		9-7	
1980		2-2	2-2	0-5	0-3		4-12	
1981		1-3	1-3	2-3	2-1		6-10	
1982		0-2		2-0	1-3	1-0	4-5	
1983		2-2	3-2	2-2	4-1 *	0-1 *	9-8 *	2-1
1984		4-1	3-1	4-0	2-3 *		13-5 *	1-1
1985		2-2	2-2	2-2	2-2		8-8	
1986		3-1	2-2	2-3	3-0		10-6	
1987		1-1	3-1	3-2	2-2	0-1 *	9-7 *	0-1
1988		2-2	3-2	2-2	2-2 *		9-8 *	0-1
1989		1-2	3-2	0-4	3-1		7-9	
1990		0-3	3-1	2-2	4-1		9-7	
1991		2-3	3-1	1-2	1-3		7-9	
1992		1-3	0-4	1-3	0-4		2-14	
1993		2-2	2-2	1-2	1-3	0-1	6-10	
1994		3-1	0-4	2-2	1-3		6-10	
1995		1-2	1-4	3-1	3-1		8-8	
1996		1-4	2-1	2-2	2-2		7-9	
1997	0-1	2-2	3-0	1-4	2-1		8-8	
1998		3-1	1-2	2-3	2-2		8-8	
1999		2-1	2-1	4-1	1-3	0-2 *	9-8 *	0-1
2000		2-2	0-5	2-1	2-2		6-10	
2001		1-2	2-1	2-2	3-2	1-0	9-7	
Total	0-1	41-55	49-54	50-56	49-50*	2-5*	191-221 *	3-5

* includes playoffs

PRIME-TIME RECORD

(24-17)

ABC'S MONDAY NIGHT FOOTBALL (12-6)

DATE	W/L	SCORE	OPPONENT
October 29, 1979	W	31-28	at Atlanta
November 26, 1979	W	30-7	New York Jets
November 17, 1980	L	19-17	Oakland
November 16, 1981	W	44-23	San Diego
October 29, 1984	W	24-0	at San Diego
November 12, 1984	W	17-14	at L.A. Raiders
September 23, 1985	L	35-24	L.A. Rams
November 25, 1985	L	19-6	at San Francisco
October 6, 1986	W	33-7	San Diego
December 8, 1986	W	37-0	L.A. Raiders
November 9, 1987	L	30-14	at New York Jets
November 30, 1987	L	37-14	at L.A. Raiders
November 28, 1988	W	35-27	L.A. Raiders
December 4, 1989	W	17-16	Buffalo
October 1, 1990	W	31-16	Cincinnati
November 30, 1992	W	16-13(OT)	Denver
November 1, 1999	W	27-7	at Green Bay
October 2, 2000	L	24-17	at Kansas City

THURSDAY-SUNDAY NIGHT (12-11)

DATE	NETWORK	W/L	SCORE	OPPONENT
Friday, December 20, 1985	ABC	L	27-24	Denver
Thursday, November 27, 1986*	NBC	W	31-14	at Dallas
Sunday, December 13, 1987	ESPN	W	28-21	Denver
Sunday, December 11, 1988	ESPN	W	42-14	Denver
Sunday, December 17, 1989	ESPN	W	23-17	L.A. Raiders
Sunday, November 25, 1990	ESPN	W	13-10	at San Diego
Sunday, December 23, 1990	ESPN	W	17-12	Denver
Sunday, October 13, 1991	ESPN	L	23-20	L.A. Raiders
Sunday, December 22, 1991	ESPN	W	23-9	L.A. Rams
Sunday, November 22, 1992	ESPN	L	24-14	Kansas City
Sunday, September 12, 1993	TNT	L	17-13	L.A. Raiders
Sunday, December 18, 1994	ESPN	L	17-16	L.A. Raiders
Sunday, December 17, 1995	ESPN	W	44-10	L.A. Raiders
Thursday, October 17, 1996	TNT	L	34-16	at Kansas City
Sunday, December 15, 1996	ESPN	L	20-13	at Jacksonville
Sunday, December 21, 1997	ESPN	W	38-9	San Francisco
Sunday, October 4, 1998	ESPN	L	17-6	at Kansas City
Sunday, November 1, 1998	ESPN	L	31-18	Oakland
Sunday, October 2, 1999	ESPN	W	22-21	Oakland
Sunday, November 14, 1999	ESPN	W	20-17	Denver
Saturday, December 23, 2000	ESPN	L	42-23	Buffalo
Sunday, November 11, 2001	ESPN	W	34-27	Oakland
Sunday, December 9, 2001	ESPN	L	20-7	at Denver

*Thanksgiving Day Game

RECORDS BY TELEVISION NETWORK

ABC (12-7)

ESPN (11-8)

NBC (1-0)


TNT (0-2)

RECORD BY STARTING QB

YEAR	BY YEAR	
	QUARTERBACK	RECORD
1976	Jim Zorn	2-12
1977	Jim Zorn	4-6
	Steve Myer	1-3
1978	Jim Zorn	9-7
1979	Jim Zorn	9-7
1980	Jim Zorn	4-12
1981	Jim Zorn	4-9
	Dave Krieg	2-1
1982	Jim Zorn	4-3
	Dave Krieg	0-2
1983	Jim Zorn	4-4
	Dave Krieg	5-3
1984	Dave Krieg	12-4
1985	Dave Krieg	8-8
1986	Dave Krieg	10-4
	Gale Gilbert	0-2
1987	Dave Krieg	7-5
	Jeff Kemp	1-0
	Bruce Mathison	1-1
1988	Dave Krieg	6-3
	Kelly Stouffer	3-3
	Jeff Kemp	0-1
1989	Dave Krieg	7-7
	Kelly Stouffer	0-2
1990	Dave Krieg	9-7
1991	Dave Krieg	4-5
	Jeff Kemp	2-3
	Dan McGwire	1-0
	Kelly Stouffer	0-1
1992	Stan Gelbaugh	0-8
	Kelly Stouffer	2-5
	Dan McGwire	0-1
1993	Rick Mirer	6-10
1994	Rick Mirer	5-8
	Dan McGwire	1-2
1995	Rick Mirer	7-6
	John Friesz	1-2
1996	Rick Mirer	2-7
	John Friesz	4-2
	Stan Gelbaugh	1-0
1997	Warren Moon	7-7
	John Friesz	0-1
	Jon Kitna	1-0
1998	Warren Moon	4-6
	Jon Kitna	3-2
	John Friesz	1-0
1999	Jon Kitna	8-7
	Glenn Foley	1-0

2000	Jon Kitna	6-6
	Brock Huard	0-4
2001	Matt Hasselbeck	5-7
	Trent Dilfer	4-0

QUARTERBACK	BY WINNING %	
	RECORD	WIN %
Trent Dilfer	4-0	1.000
Glenn Foley	1-0	1.000
Dave Krieg	70-49	.588
Jon Kitna	18-15	.545
John Friesz	6-5	.545
Bruce Mathison	1-1	.500
Warren Moon	11-13	.458
Jeff Kemp	3-4	.429
Matt Hasselbeck	5-7	.417
Jim Zorn	40-60	.400
Dan McGwire	2-3	.400
Rick Mirer	20-31	.392
Kelly Stouffer	5-11	.313
Steve Myer	1-3	.250
Stan Gelbaugh	1-8	.111
Gale Gilbert	0-2	.000
Brock Huard	0-4	.000



Glenn Foley (1999)

ALL-TIME HONORS

CAPTAINS

	OFFENSE	DEFENSE	SPECIAL TEAMS
1976	Norm Evans, T	Mike Curtis, LB	Ed Bradley, LB
1977	Norm Evans, T	Eddie McMillan, S	Steve Preece, S
1978	Norm Evans, T	Dennis Boyd, DT	Autry Beamon, S
1979	Steve Largent, WR	Dennis Boyd, DE	Autry Beamon, S
1980	Steve Largent, WR	Keith Simpson, S	
1981	Steve Largent, WR	Keith Simpson, CB	Don Dufek, S
1982	Steve Largent, WR	Keith Simpson, CB	Don Dufek, S
1983	Steve Largent, WR	Dave Brown, CB	Eric Lane, RB
1984	Charle Young, TE	Dave Brown, CB	Eric Lane, RB
1985	Steve Largent, WR	Dave Brown, CB	Eric Lane, RB
1986	Steve Largent, WR	Dave Brown, CB	Eric Lane, FB
1987	Steve Largent, WR	Kenny Easley, S	Paul Moyer, S
	Curt Warner, RB		
1988	Steve Largent, WR	Jacob Green, DE	Game-to-Game
		Eugene Robinson, S	
1989	Steve Largent, WR	Jacob Green, DE	Game-to-Game
1990	Dave Krieg, QB	Jacob Green, DE	Game-to-Game
1991	Dave Krieg, QB	Jacob Green, DE	Game-to-Game
1992	John L. Williams, FB	Eugene Robinson, S	James Jones, TE
1993	John L. Williams, FB	Eugene Robinson, S	Tracy Johnson, FB
			Trey Junkin, TE
1994	Ray Donaldson, C	Eugene Robinson, S	Tracy Johnson, FB
			Trey Junkin, TE
1995	Rick Mirer, QB	Eugene Robinson, S	Trey Junkin, TE
1996	Rick Mirer, QB	Winston Moss, LB	Rick Tuten, P
	Chris Warren, RB	Terry Wooden, LB	
1997	John Friesz, QB	Winston Moss, LB	Jay Bellamy, S
1998	Warren Moon, QB	Darryl Williams, S	Jay Bellamy, S
	Kevin Glover, C	Michael Sinclair, DE	
1999*	Jon Kitna, QB	Chad Brown, LB	Fabien Bownes, WR
	Ricky Watters, RB	Cortez Kennedy, DT	James Logan, LB

season captains discontinued in 1999 and 2000

2001	OFFENSE	Matt Hasselbeck, QB	Robbie Tobeck, C	Ricky Watters, RB
	DEFENSE	Chad Brown, LB	Levon Kirkland, LB	Marcus Robertson, S

* playoff captains

RING OF HONOR

1989	Steve Largent	WR	1994	Curt Warner	RB
1991	Jim Zorn	QB	1995	Jacob Green	DE
1992	Dave Brown	CB			
1992	Pete Gross	broadcaster			

STEVE LARGENT AWARD

(presented to the player who best exemplifies the spirit, dedication, and integrity of the Seahawks)

1989	Steve Largent	WR	1995	Terry Wooden	LB
1990	Jacob Green	DE	1996	Cortez Kennedy	DT
1991	Rufus Porter	LB	1997	Winston Moss	LB
1992	Jeff Bryant	DE	1998	Michael Sinclair	DE
	Joe Nash	DT	1999	Chad Brown	LB
1993	Eugene Robinson	S	2000	Ricky Watters	RB
1994	Brian Blades	WR	2001	Mack Strong	FB

MARCUS NALLEY TROPHY

(Most Valuable Player as voted by teammates)

1976	Jim Zorn	QB	1988	John L. Williams	FB
1977	Steve Largent	WR	1989	Brian Blades	WR
1978	Jim Zorn	QB	1990	John L. Williams	FB
1979	Steve Largent	WR	1991	Eugene Robinson	S
1980	Sam McCullum	WR	1992	Cortez Kennedy	DT
1981	Steve Largent	WR	1993	Eugene Robinson	S
1982	Kenny Easley	S	1994	Chris Warren	RB
1983	Curt Warner	RB	1995	Chris Warren	RB
1984	Kenny Easley	S	1996	Cortez Kennedy	DT
1985	Steve Largent	WR	1997	Darryl Williams	S
1986	Curt Warner	RB	1998	Chad Brown	LB
1987	Steve Largent	WR		<i>Discontinued in 1999</i>	



Sam McCullum (1976-81)

MAN OF THE YEAR

1976	Norm Evans	T	1991	Eugene Robinson	S
1980	Jim Zorn	QB	1992	Eugene Robinson	S
1981	Manu Tuiasosopo	DT	1993	Eugene Robinson	S
1982	Dave Brown	CB	1994	Brian Blades	WR
1983	Paul Johns	WR	1995	Eugene Robinson	S
1984	Jeff West	P	1996	Todd Peterson	K
1985	Mike Tice	TE	1997	Rick Tuten	P
1986	Mike Tice	TE	1998	Sam Adams	DT
1987	Mike Tice	TE	1999	Jon Kitna	QB
1988	Steve Largent	WR	2000	Jon Kitna	QB
1989	Norm Johnson	K	2001	Brock Huard	QB
1990	Jacob Green	DE			

Pro Bowl

Year	Player	Nominations	Year	Player	Nominations
1978	Steve Largent, WR	1	1990	John L. Williams, FB	1
1979	Steve Largent, WR	2	1991	Cortez Kennedy, DT	1
1981	Steve Largent, WR	3		John L. Williams, FB	2
1982	Kenny Easley, S	1	1992	Cortez Kennedy, DT, starter	2
1983	Kenny Easley, S, starter	2		Eugene Robinson, S	1
	Curt Warner, RB, starter	1	1993	Cortez Kennedy, DT, starter	3
1984	Dave Brown, CB	1		Eugene Robinson, S	2
	Kenny Easley, S, unanimous	3		Chris Warren, RB	1
	Norm Johnson, K, starter	1	1994	Cortez Kennedy, DT, starter	4
	Dave Krieg, QB	1		Rick Tuten, P	1
	Steve Largent, WR	4		Chris Warren, RB	2
	Joe Nash, DT, starter	1	1995	Cortez Kennedy, DT	5
	Fredd Young, special teams	1		Chris Warren, RB, starter	3
1985	Kenny Easley, S, starter	4	1996	Cortez Kennedy, DT, starter	6
	Steve Largent, WR, starter	5		Michael Sinclair, DE	1
	Fredd Young, special teams	2	1997	Darryl Williams, S, starter	1
1986	Bobby Joe Edmonds, KR	1		Michael Sinclair, DE	2
	Jacob Green, DE	1		Warren Moon, QB	1, 9 total
	Steve Largent, WR, starter	6	1998	Cortez Kennedy, DT	7
	Curt Warner, RB, starter	2		Michael Sinclair, DE	3
	Fredd Young, LB, starter	3		Chad Brown, LB, starter	1, 2 total
1987	Kenny Easley, S, starter	5		Shawn Springs, CB	1
	Jacob Green, DE	2	1999	Cortez Kennedy, DT	8
	Steve Largent, WR, starter	7		Chad Brown, LB	2, 3 total
	Curt Warner, RB, starter	3		Walter Jones, T	1
	Fredd Young, LB, starter	4	2001	John Randle, DT, starter	1, 7 total
1988	Dave Krieg, QB	2		Walter Jones, T	2
	Rufus Porter, special teams	1			
1989	Brian Blades, WR	1			
	Dave Krieg, QB	3			
	Rufus Porter, special teams	2			

RETIRED JERSEYS

#12 Seattle's fans, the 12th Man (1984)

#80 Steve Largent (1995)

NFL COACH OF THE YEAR

- 1978 Jack Patera (AP, The Sporting News, Washington DC Touchdown Club, Seattle Gold Helmet Committee)
- 1983 Chuck Knox (Vince Lombardi Committee, Seattle Gold Helmet Committee, Football News)
- 1984 Chuck Knox (AP, The Sporting News, Seattle Gold Helmet Committee)
- 1992 Tom Catlin, Assistant Head Coach/Defense (Sports Illustrated)

NFL DEFENSIVE PLAYER OF THE YEAR

- 1984 Kenny Easley, S (AP, Pro Football Weekly, Kansas City 101 Club)
- 1992 Cortez Kennedy, DT (AP, Pro Football Writers, NEA, College & Pro Football Newsweekly)

PRO FOOTBALL HALL OF FAME

- 1995 Steve Largent, WR (elected in first year of eligibility)

NATIONAL HONORS

- 1976 Steve Niehaus, DT (NFC Defensive Rookie of the Year); Jim Zorn, QB (NFC Offensive Rookie of the Year)
- 1978 John Thompson, General Manager (The Sporting News NFL Executive of the Year)
- 1981 Kenny Easley, S (AFC Defensive Rookie of the Year)
- 1983 Kenny Easley, S (Football News AFC Defensive Player of the Year); Chuck Knox, Head Coach (UPI AFC Coach of the Year, Football News NFL Coach of the Year); Curt Warner, RB (UPI AFC Offensive Player of the Year, UPI AFC Rookie of the Year)
- 1984 Kenny Easley, S (AP & Pro Football Weekly NFL Defensive Player of the Year, NFL Alumni Association Defensive Back of the Year); Chuck Knox, Head Coach (Football Digest NFL Coach of the Year, UPI & PFWA AFC Coach of the Year); Fredd Young, Special Teams (AFC Special Teams Player of the Year)
- 1985 Steve Largent, WR (NFL Alumni Association Wide Receiver of the Year); Fredd Young, LB (NFL Alumni Association Special Teams Player of the Year); Curt Warner, RB (Sports Illustrated Comeback Player of the Year)
- 1986 Bobby Joe Edmonds, KR (AFC Special Teams Player of the Year); Curt Warner (UPI AFC Offensive Player of the Year)
- 1987 Curt Warner, RB (NFL Alumni Association Running Back of the Year)
- 1988 Steve Largent, WR (NFL Man of the Year)
- 1993 Rick Mirer, QB (NFL Offensive Rookie of the Year, UPI AFC Offensive Rookie of the Year)
- 1995 Eugene Robinson, S (Henry P. Iba Citizenship Award from the Tulsa Oklahoma Rotary Club)



Bobby Joe Edmonds (1986-88)

NFL PLAYER OF THE WEEK

- 1984 Joe Nash, NT (Week 4), Kenny Easley, S (Week 9), Dave Brown, CB (Week 10),
Dave Krieg, QB (Week 13)
- 1985 Dave Krieg, QB & Daryl Turner, WR (Week 2), Terry Taylor, CB (Week 9)
- 1986 Steve Largent, WR (Week 5), Jacob Green, DE (Week 12)
- 1987 Fredd Young, LB (Week 2), Steve Largent, WR (Week 6), Brian Bosworth, LB (Week 15)
- 1988 Jacob Green, DE (Week 2), Dave Krieg, QB (Week 16)
- 1989 Steve Largent, WR (Week 14)
- 1990 Dave Krieg, QB (Week 10), Nesby Glasgow, S (Week 12), DE Jacob Green (Week 17)
- 1991 Rufus Porter, LB (Week 13)
- 1992 Cortez Kennedy, DT (Week 3)
- 1993 Chris Warren, RB (Week 3), *Rick Mirer, QB and P Rick Tuten (Week 5),
Eugene Robinson (Week 11)
- 1994 Chris Warren, RB (Week 5), Robert Blackmon, S (Week 13)
- 1995 *Joey Galloway, WR (Week 11), Robert Blackmon, S (Week 12),
Todd Peterson, K (Week 14), Robert Blackmon, S (Week 15), Rick Tuten, P (Week 16)
- 1996 Cortez Kennedy, DT (Week 6), Darryl Williams, S (Week 9), Michael McCrary,
Special Teams (Week 10), Rick Tuten, P (Week 15), Michael McCrary, DE (Week 17)
- 1997 Chad Brown, LB (Week 3), Darryl Williams, S (Week 4),
Warren Moon, QB (Week 9 & Week 11)
- 1998 Jon Kitna, QB (Week 13)
- 1999 *Charlie Rogers, PR, Special Teams (Week 3), Shawn Springs, CB (Week 8)
- 2000 Jon Kitna, QB (Week 11)
- 2001 Shaun Alexander, RB (Weeks 4 and 9); Charlie Rogers, KR, Special Teams (Week 16)


* rookie

NFL PLAYER OF THE MONTH

- 1986 Curt Warner, RB (October), Dave Krieg, QB (December)
- 1989 John L. Williams, FB (December)
- 1996 Michael McCrary, DE (December)
- 1998 Chad Brown, LB (November)
- 1999 Jon Kitna, QB (October), Jeff Feagles, P (December)

NFL ROOKIE OF THE MONTH


- 1997 Walter Jones, T (October)



Dave Krieg (1980-91)

ALL-TIME HONORS

HALL OF FAME



STEVE LARGENT WR 1976-89

PRO FOOTBALL HALL OF FAME: Steve Largent became the first Seahawks player to be elected to the Pro Football Hall of Fame on Saturday, January 28, 1995. Largent was formally inducted in Canton, Ohio, on Saturday, July 29, along with Jim Finks, Henry Jordan, Lee Roy Selmon, and Kellen Winslow. He was presented into the Hall of Fame by Seahawks' Vice President Gary Wright. Largent was the 23rd player to be elected in his first year of eligibility.


NFL RECORDS: Concluded his 14 National Football League seasons with league career records for receptions, 819; yards, 13,089; touchdowns, 100, since broken by Rice (154); consecutive games with a reception,

177; 50-catch seasons, 10; and 1,000-yard seasons, 8. Became only the second player in NFL history to have the career lead in receptions, yards, and touchdowns all at the same time joining Green Bay's Don Hutson (1945). Ranked third all-time at the time of his retirement with 40 career 100-yard games, trailing Don Maynard (50) and Lance Alworth (41). Still ranks ninth in total touchdowns with 101 (has one rushing), fifth with 40 100-yard games, and is 13th in combined yards with 13,396.

PRO CAREER: Finished in the AFC's (or NFC's in 1976) top 10 in receptions ten times in his first 12 seasons, failing only in 1977 and 1982, and in the top five seven times. Led the AFC in receptions in 1978 with 71 and finished second in 1981 (75) and 1987 (58), and was third in the NFC in 1976 (54). The only NFC wide receiver to catch more passes than Largent in 1976 was Dallas' Drew Pearson (58). Largent's total did lead all rookie wide receivers. Finished in the NFL's top 10 in receiving yards seven times, including a first place finish in 1985, and a second in 1978, missing the lead by one yard. Missed only 10 games in his career due to injury, including six in 1989 with a broken elbow. Selected to play in the AFC-NFC Pro Bowl game seven times, after the 1978, 1979, 1981, 1984, 1985, 1986, and 1987 seasons. Unable to play in the 1979 game because of a wrist injury. Set the Pro Bowl career yardage record with 236, since surpassed by Jerry Rice with 317, and ranks third in receptions with 17, trailing Walter Payton (18) and Rice (28). Originally drafted on the fourth round in 1976 by the Houston Oilers. Was waived by the Oilers on August 24, recalled, and traded to the Seahawks for an eighth-round 1977 draft choice on August 26. The Oilers used that choice to select wide receiver Steve Davis from the University of Georgia.

SEAHAWKS RECORDS: Led the team in both receptions and yards in each of the team's first 12 seasons. Voted by his teammates as the Seahawks Most Valuable Player after the 1977, 1979, 1981, 1985, and 1987 seasons. Was also elected Offensive Captain from 1979-83 and 1985-89. Played in more games (200) with more starts (197) than any other player in team history. He was the first player voted into the team's Ring of Honor in 1989.

PERSONAL: Represented the 1st District of the State of Oklahoma for four terms. Was elected to the United States House of Representatives on November 8, 1994, and sworn in on November 29. Re-elected to a second two-year term in 1996, and resigned following his first-year of his fourth-term and is seeking election as the governor of Oklahoma in November 2002. Attended Putnam City High School in Oklahoma City, Oklahoma, where he lettered in football and baseball. Steve and his wife, Terry, have three sons, Kyle, Kelly, and Kramer, and a daughter, Casie.




STEVE LARGENT

Entered in 1989
(Tulsa)
Wide Receiver
1976-1989

The first inductee in 1989, he is the only Seahawks player represented in the Pro Football Hall of Fame, and is the Seahawks career leader in receptions, yards and touchdowns .


RING OF HONOR



JIM ZORN

Entered in 1991
(Cal Poly-Pomona)
Quarterback
1976-1984

Zorn started the first game for the Seahawks in 1976. He ranks second all-time for Seattle in attempts, completions, yards and touchdowns. He was the second player inducted in 1991.




DAVE BROWN

Entered in 1992
(Michigan)
Defensive Back
1976-1986

Brown is the Seahawks all-time leader in interceptions with 50. His five interception returns for touchdowns and 643 return yards also rank first in team history.


RING OF HONOR



PETE GROSS

Entered in 1992
Broadcaster
1976-1992

Radio play-by-play broadcaster Pete Gross announced Seahawks games from the team's inception in 1976, until he succumbed to cancer in 1992.




CURT WARNER

Entered in 1994
(Penn State)
Running Back
1983-1989

Warner's name is etched all throughout the team's record book. He is Seattle's all-time leader in career attempts and rushing touchdowns. He is second in career rushing yards.

RING OF HONOR



JACOB GREEN

Entered in 1995
(Texas A&M)
Defensive End
1980-1991

Green is Seattle's all-time leader with 116.0 career sacks. He is also tops in forced fumbles with 28. Green is the only player to be inducted in the last six seasons.

RECORDS

A wide-angle, high-angle photograph of an empty stadium. The foreground shows the green field and the blue seats of the stands, which are mostly empty. In the background, a city skyline is visible, featuring several tall buildings, including a prominent skyscraper. The sky is overcast and grey. The word "RECORDS" is printed in large, blue, serif capital letters at the top of the page. On the right side, there is a vertical decorative element with a blue and white pattern, and the word "RECORDS" is printed vertically in blue, serif capital letters at the bottom right corner.

INDIVIDUAL RECORDS

SERVICE

Most Seasons

- 15 Joe Nash, 1982-96
- 14 Steve Largent, 1976-89
- 12 Jacob Green, 1980-91
- Dave Krieg, 1980-91
- Jeff Bryant, 1982-93

Most Games Played

- 218 Joe Nash, 1982-96
- 200 Steve Largent, 1976-89
- 178 Jacob Green, 1980-91

Most Consecutive Games Played

- 125 Joe Nash, 1988-95
- 120 Eugene Robinson, 1985-94
- 116 Cortez Kennedy, 1990-97

Most Games Started

- 197 Steve Largent, 1976-89
- 176 Jacob Green, 1980-91
- 169 Joe Nash, 1982-96

Most Consecutive Games Started

- 100 Cortez Kennedy, 1990-97
- 92 Jacob Green, 1980-87
- Eugene Robinson, 1985-94

SCORING

POINTS

Most Points, Career

- 810 Norm Johnson, 1982-90 (159 FG, 333 PAT)
- 608 Steve Largent, 1976-89 (101 TDs: 1-R, 100-P, 2 PAT)
- 555 Todd Peterson, 1995-98 (126 FG, 177 PAT)

Most Points, Season

- 134 Todd Peterson, 1999 (34 FG, 32 PAT)
- 111 Todd Peterson, 1996 (28 FG, 27 PAT)
- 110 Norm Johnson, 1984 (20 FG, 50 PAT)
- 109 Todd Peterson, 1995 (23 FG, 40 PAT)

Most Points, Rookie, Season

- 102 John Kasay, 1991 (25 FG, 27 PAT)
- 84 Curt Warner, 1983 (14 TDs: 13-R, 1-P)
- 70 Rian Lindell, 2000 (15 FG, 25 PAT)

Most Points, Game

- 24 Daryl Turner, vs. San Diego 9/15/85 (4-P)
- Curt Warner, vs. Denver 12/11/88 (4-R)
- 19 By Norm Johnson, 2 Times (Last: vs. L.A. Raiders 12/18/88 [5 FG, 4 PAT])

Most Consecutive Games Scoring

- 80 Todd Peterson, 1995-1999
- 48 Norm Johnson, 1985-89
- 45 Norm Johnson, 1982-85

TOUCHDOWNS

Most Touchdowns, Career

- 101 Steve Largent, 1976-89 (1-R, 100-P)
- 62 Curt Warner, 1983-89 (55-R, 7-P)
- 48 Chris Warren, 1990-97 (44-R, 3-P, 1-PR)

Most Touchdowns, Season

- 16 Chris Warren, 1995 (15-R, 1-P)
- Shaun Alexander, 2001 (14-R, 2-P)
- 15 David Sims, 1978 (14-R, 1-P)
- Sherman Smith, 1979 (11-R, 4-P)
- Derrick Fenner, 1990 (14-R, 1-P)

Most Touchdowns, Rookie, Season

- 14 Curt Warner, 1983 (13-R, 1-P)
- 10 Daryl Turner, 1984 (10-P)
- 9 Joey Galloway, 1995 (1-R, 7-P, 1-PR)

Most Touchdowns, Game

- 4 Daryl Turner, vs. San Diego 9/15/84 (4-P)
- Curt Warner, vs. Denver 12/11/88 (4-R)
- 3 By 17 Players (Last: Shaun Alexander, vs. Oakland 11/11/01 [3-R, 0-P])

Most Consecutive Games Scoring Touchdowns

- 7 David Sims, 1978
- Chris Warren, 1993-94
- 6 Joey Galloway, 1998
- 5 Curt Warner, 1983
- Steve Largent, 1984

POINTS AFTER TOUCHDOWNS

Most Points After Touchdown Attempted, Career

- 338 Norm Johnson, 1982-90
- 177 Todd Peterson, 1995-99
- 148 Efen Herrera, 1978-81

Most Points After Touchdown Attempted, Season

- 51 Norm Johnson, 1984
- 50 Norm Johnson, 1983
- 46 Efen Herrera, 1979

Most Points After Touchdown Attempted, Game

- 8 John Leypoldt, vs. Buffalo 10/20/77
- 7 Norm Johnson, vs. San Diego 9/15/85
- 6 By 4 Players (Last: Todd Peterson, at Jacksonville 11/12/95)

Most Points After Touchdown, Career

- 333 Norm Johnson, 1982-90
- 177 Todd Peterson, 1995-99
- 139 Efen Herrera, 1978-81

Most Points After Touchdown, Season

- 50 Norm Johnson, 1984
- 49 Norm Johnson, 1983
- 43 Efen Herrera, 1979

Most Points After Touchdown, Game

- 8 John Leypoldt, vs. Buffalo 10/20/77
- 7 Norm Johnson, vs. San Diego 9/15/85
- 6 By 4 Players (Last: Todd Peterson, at Jacksonville 11/12/95)

Most Consecutive Points After Touchdown

- 177 Todd Peterson, 1995-99
- 165 Norm Johnson, 1985-90
- 72 Norm Johnson, 1984-85

Highest Points After Touchdown % (100 or more PATs)

- 100.00 Todd Peterson, 1995-99 (177-177)
- 98.52 Norm Johnson 1982-89 (333-338)
- 93.92 Efen Herrera 1978-81 (139-148)

Most Points After Touchdown, No Misses, Season

- 42 Norm Johnson, 1986
- 41 Todd Peterson, 1998
- 40 Norm Johnson, 1987
- Todd Peterson, 1995

Most Points After Touchdown, No Misses, Game

- 8 John Leyboldt, vs. Buffalo 10/20/77
- 7 Norm Johnson, vs. San Diego 9/15/85
- 6 By 4 Players
(Last: Todd Peterson, at Jacksonville 11/12/95)

TWO-POINT CONVERSIONS

(Two-point conversion rule was adopted in 1994)

Most Two-Point Conversion Attempts, Career

- 5 Chris Warren, 1990-97
- 4 Lamar Smith, 1994-97
- 3 Rick Tuten, 1991-97
- Warren Moon, 1997

Most Two-Point Conversion Attempts, Season

- 3 Lamar Smith, 1996
- Chris Warren, 1996
- Warren Moon, 1997

Most Two-Point Conversion Attempts, Game

- 2 Warren Moon, vs. Oakland 10/26/97
- 1 By 21 Players

Most Two-Point Conversions Made, Career

- 4 Lamar Smith, 1994-97
- 2 Chris Warren, 1990-97
- 1 By 4 Players

Most Two-Point Conversions Made, Season

- 3 Lamar Smith, 1996
- 1 By 7 Players
(Last: Christian Fauria, at San Diego 12/30/01 [pass])

Most Two-Point Conversions Made, Game

- 1 By 15 Players (Last: Christian Fauria, at San Diego, 12/30/01)

FIELD GOALS**Most Field Goals Attempted, Career**

- 228 Norm Johnson, 1982-90
- 154 Todd Peterson, 1995-99
- 105 John Kasay, 1991-94
- 92 Efen Herrera, 1978-81

Most Field Goals Attempted, Season

- 40 Todd Peterson, 1999
- 35 Norm Johnson, 1986
- 34 Todd Peterson, 1996

Most Field Goals Attempted, Game

- 6 Norm Johnson, vs. Kansas City 9/20/87
- Todd Peterson, vs. San Diego, 12/12/99
- Todd Peterson, at Pittsburgh, 9/26/99
- 5 By 5 Players (Last: Todd Peterson, vs. Buffalo 12/8/96)

Most Field Goals, Career

- 159 Norm Johnson, 1982-90
- 126 Todd Peterson, 1995-99
- 82 John Kasay, 1991-94

Most Field Goals, Season

- 34 Todd Peterson, 1999
- 28 Todd Peterson, 1996
- 25 John Kasay, 1991

Most Field Goals, Rookie, Season

- 25 John Kasay, 1991
- 23 Todd Peterson, 1995
- 15 Rian Lindell, 2000

Most Field Goals, Game

- 5 Norm Johnson, vs. Kansas City 9/20/87
(6 attempts)
- Norm Johnson, vs. L.A. Raiders 12/18/88
(5 attempts)
- Todd Peterson, at Pittsburgh 9/26/99
(6 attempts)
- 4 11 Times
(Last: Todd Peterson, vs. Buffalo 10/24/99)

Most Field Goals, One Quarter

- 3 Norm Johnson, vs. L.A. Raiders 12/18/88
(2nd)
- Norm Johnson, vs. Kansas City 10/8/89
(2nd)
- 2 29 Times
(Last: Rian Lindell, at Buffalo 11/18/01 4th)

Most Consecutive Games Scoring Field Goals

- 13 Todd Peterson, 1996-97
- 11 Todd Peterson, 1995-96
- 10 Efen Herrera, 1978-79
- 9 Norm Johnson, 1983-84
- John Kasay, 1991
- Todd Peterson, 1997
- Todd Peterson, 1999

Most Consecutive Field Goals

- 16 Todd Peterson, 1999
- 14 Todd Peterson, 1996
- 13 Efen Herrera, 1979-80
- John Kasay, 1991
- Todd Peterson, 1996-97

Longest Field Goal

- 55 John Kasay, at Kansas City 1/2/94
- 54 By 6 Players
(Last: Rian Lindell, at San Diego 12/30/01)

Longest Field Goal Attempted

- 60 Efen Herrera, vs. Kansas City 11/9/80
- 58 Todd Peterson, at Kansas City 9/28/97 (OT)
- 56 John Kasay, at Denver 11/13/94

Highest Field Goal %, Career (Minimum 25 Atts)

- 81.81 Todd Peterson, 1995-99 (154-126)
- 78.10 John Kasay, 1991-94 (105-82)
- 71.43 Rian Lindell, 2000-01 (35-49)

Highest FG %, Season (Minimum 1 att per game)

- 88.24 Rian Lindell, 2000 (17-15)
- 85.00 Todd Peterson, 1999 (40-34)
- 83.33 Norm Johnson, 1984 (24-20)
- 83.33 John Kasay, 1994 (24-20)

Most Field Goals, No Misses, Game

- 5 Norm Johnson, vs. L.A. Raiders 12/18/88
- 4 By 10 Players
(Last: Todd Peterson, vs. Buffalo 10/24/99)

Most FG Attempts, 50 or More Yards, Career

- 26 Norm Johnson, 1982-90
- 15 Todd Peterson, 1995-99
- 10 John Kasay, 1991-94
- 9 Efen Herrera, 1978-81

Most Field Goals, 50 or More Yards, Career

- 10 Norm Johnson, 1982-90
 7 Todd Peterson, 1995-99
 6 John Kasay, 1991-94
 Rian Lindell, 2000-01

Most Field Goals, 50 or More Yards, Season

- 5 Norm Johnson, 1986
 3 John Kasay, 1993
 Todd Peterson, 1998
 Rian Lindell, 2000
 Rian Lindell, 2001

Most Field Goals, 50 or More Yards, Game

- 2 Norm Johnson, vs. L.A. Raiders 12/8/86
 John Kasay, vs. San Diego 10/23/91
 1 22 Times
 (Last: Rian Lindell, vs. Oakland
 12/16/00)

SAFETIES**Most Safeties, Career**

- 2 Rod Stephens, 1989-94
 1 By 8 Players

Most Safeties, Season

- 2 Rod Stephens, 1993
 (ties NFL record)
 1 By 8 Players
 (Last: James Williams, 2000)

Most Safeties, Game

- 1 By 10 Players
 (Last: James Williams, vs. Oakland
 12/16/00)

RUSHING**ATTEMPTS****Most Attempts, Career**

- 1,649 Curt Warner, 1983-89
 1,559 Chris Warren, 1990-97
 1,148 John L. Williams, 1986-93

Most Attempts, Season

- 335 Curt Warner, 1983
 333 Chris Warren, 1994
 325 Ricky Watters, 1999
 319 Curt Warner, 1986
 Ricky Watters, 1998

Most Attempts, Rookie, Season

- 335 Curt Warner, 1983
 129 John L. Williams, 1986
 119 Sherman Smith, 1976

Most Attempts, Game

- 36 Chris Warren, at New England 9/19/93
 35 Shaun Alexander, vs. Oakland 11/11/01
 33 Lamar Smith, at Detroit 11/17/96
 Shaun Alexander, vs. Denver 10/14/01

YARDS GAINED**Most Yards Gained, Career**

- 6,706 Chris Warren, 1990-97
 6,705 Curt Warner, 1983-89
 4,579 John L. Williams, 1986-93

Most Seasons, 1,000 or More Yards Rushing

- 4 Curt Warner, 1983, 1985, 1986, 1988
 Chris Warren, 1992, 1993, 1994, 1995

Most Yards Gained, Season

- 1,545 Chris Warren, 1994
 1,481 Curt Warner, 1986
 1,449 Curt Warner, 1983

Most Yards Gained, Rookie, Season

- 1,449 Curt Warner, 1983
 538 John L. Williams, 1986
 537 Sherman Smith, 1976

Most Yards Gained, Game

- 266 Shaun Alexander, vs. Oakland 11/11/01
 207 Curt Warner, vs. Kansas City 11/27/83 (OT)
 192 Curt Warner, vs. Denver 12/20/86

Most Games, 100 or More Yards Rushing, Career

- 24 Chris Warren, 1990-97
 23 Curt Warner, 1983-89
 11 Ricky Watters, 1998-2000
 6 John L. Williams, 1986-93

Most Games, 100 or More Yards Rushing, Season

- 8 Chris Warren, 1995
 7 Curt Warner, 1986
 Chris Warren, 1994

Most Consecutive Games, 100 or More Yards, Rushing

- 2 Curt Warner, 1983 (2 times)
 Curt Warner, 1986
 Chris Warren, 1993-94
 Chris Warren, 1994 (2 times)
 Chris Warren, 1995 (4 times)
 Ricky Watters, 1998
 Ricky Watters, 1999
 Shaun Alexander, 2001

Most Games, 2 or More Players with 100 or More Yards Rushing

- vs. L.A. Raiders 11/28/88
 (Curt Warner 130 and John L. Williams 106)
 vs. Denver 12/11/88
 (Curt Warner 126 and John L. Williams
 109)

Longest Run From Scrimmage

- 88 Shaun Alexander, vs. Oakland 11/11/01 (TD)
 86 Joey Galloway, at Jacksonville 11/12/95 (TD)
 77 Steve Broussard, vs. Tennessee 10/5 (TD)

AVERAGE GAIN**Highest Average Gain, Career (100 or More Attempts)**

- 4.87 Jim Zorn, 1976-84 (307-1,494)
 4.56 Lamar Smith, 1994-97 (282-1,286)
 4.37 Shaun Alexander, 2000-01 (373-1,631)

Highest Average Gain, Season (100 or More Attempts)

- 4.87 Sherman Smith, 1978 (165-805)
 4.68 Sherman Smith, 1977 (163-763)
 4.64 Curt Warner, 1986 (319-1,481)

Highest Average Gain, Game (10 or More Attempts)

- 8.86 Sherman Smith, vs. Atlanta 11/7/76
 (14-124)
 8.64 Lawrence McCutcheon, vs. Dallas 11/27/80
 (11-95)
 8.07 Eric Lane, vs. Minnesota 9/30/84 (14-113)

TOUCHDOWNS**Most Touchdowns, Career**

- 55 Curt Warner, 1983-89
 44 Chris Warren, 1990-97
 28 Sherman Smith, 1976-82

- Most Touchdowns, Season**
 15 Chris Warren, 1995
 14 David Sims, 1978
 Derrick Fenner, 1990
 Shaun Alexander, 2001

- Most Touchdowns, Rookie, Season**
 13 Curt Warner, 1983
 5 David Sims, 1977
 4 Sherman Smith, 1976
 Jim Zorn, 1976

- Most Touchdowns, Game**
 4 Curt Warner, vs. Denver 12/11/88
 3 By 9 Players
 (Last: Shaun Alexander, vs. Oakland
 11/11/01)

- Most Consecutive Games Rushing for Touchdown**
 6 Chris Warren, 1993-94
 5 Curt Warner, 1983
 4 David Sims, 1978
 Derrick Fenner, 1990
 Ricky Watters, 1998

PASSING

PASS RATING

- Highest Pass Rating, Career (Minimum 500 Attempts)**
 82.3 Dave Krieg, 1980-91
 81.3 Warren Moon, 1997-98
 76.3 Jon Kitna, 1997-99

- Highest Pass Rating, Season (Minimum 160 Attempts)**
 95.0 Dave Krieg, 1983
 94.6 Dave Krieg, 1988
 91.0 Dave Krieg, 1986

- Highest Pass Rating, Rookie, Season (100 attempts)**
 67.0 Rick Mirer, 1993
 49.5 Jim Zorn, 1976

ATTEMPTS

- Most Passes Attempted, Career**
 3,576 Dave Krieg, 1980-91
 2,992 Jim Zorn, 1976-84
 1,523 Rick Mirer, 1993-96

- Most Passes Attempted, Season**
 532 Dave Krieg, 1985
 528 Warren Moon, 1997
 505 Jim Zorn, 1979

- Most Passes Attempted, Rookie, Season**
 486 Rick Mirer, 1993
 436 Jim Zorn, 1976
 173 Kelly Stouffer, 1988

- Most Passes Attempted, Game**
 51 Dave Krieg, vs. Atlanta
 10/13/85
 50 Dave Krieg, vs. Denver
 12/15/84
 Jeff Kemp, at Denver
 9/15/91

COMPLETIONS

- Most Passes Completed, Career**
 2,096 Dave Krieg, 1980-91
 1,593 Jim Zorn, 1976-84
 814 Rick Mirer, 1993-96

Most Passes Completed, Season

- 313 Warren Moon, 1997
 286 Dave Krieg, 1989
 285 Jim Zorn, 1979
 Dave Krieg, 1985

Most Passes Completed, Rookie, Season

- 274 Rick Mirer, 1993
 208 Jim Zorn, 1976
 98 Kelly Stouffer, 1988

Most Passes Completed, Game

- 33 Dave Krieg, vs. Atlanta 10/13/85
 31 Jim Zorn, vs. Kansas City 9/27/81
 Dave Krieg, vs. Denver 11/20/83

Most Consecutive Passes Completed

- 17 Warren Moon, vs. Oakland 11/1/98
 15 Jim Zorn, vs. Cleveland 10/12/80
 14 Jim Zorn, vs. N.Y. Jets 11/26/79
 Dave Krieg, vs. L.A. Raiders 9/16/90

COMPLETION PERCENTAGE

- Highest Completion %, Career (100 Attempts)**
 59.84 Trent Dilfer, 2001 (122-73)
 58.61 Dave Krieg, 1980-91 (3,576-2,096)
 58.27 Warren Moon, 1997-98 (786-458)

Highest Completion Percentage, Season (100Att.)

- 65.61 Dave Krieg, 1991 (285-187)
 60.54 Dave Krieg, 1987 (294-178)
 60.49 Dave Krieg, 1983 (243-147)

Highest Completion %, Rookie, Season (Qualifiers)

- 56.38 Rick Mirer, 1993 (486-274)
 47.38 Jim Zorn, 1976 (439-208)

Highest Completion %, Game (20 Attempts)

- 86.36 Dave Krieg, vs. Denver 12/11/88 (22-19)
 80.65 Dave Krieg, vs. Pittsburgh 10/20/91 (31-25)
 79.31 Jim Zorn, vs. Cleveland 10/12/80 (29-23)
 Dave Krieg, vs. San Diego 10/29/84 (29-23)

YARDS GAINED

Most Yards Gained, Career

- 26,132 Dave Krieg, 1980-91
 20,122 Jim Zorn, 1976-84
 9,094 Rick Mirer, 1993-96

Most Seasons, 3,000 or More Yards Passing

- 4 Dave Krieg, 1984, 1985, 1989, 1990
 3 Jim Zorn, 1978-80
 1 Warren Moon, 1997; Jon Kitna, 1999

Most Consecutive Seasons, 3,000 or More Yards Passing

- 3 Jim Zorn, 1978-80
 2 Dave Krieg, 1984-85
 Dave Krieg, 1989-90

Most Yards Gained, Season

- 3,678 Warren Moon, 1997
 3,671 Dave Krieg, 1984
 3,661 Jim Zorn, 1979

Most Yards Gained, Rookie, Season

- 2,833 Rick Mirer, 1993
 2,571 Jim Zorn, 1976
 1,106 Kelly Stouffer, 1988

Most Yards Gained, Game

- 418 Dave Krieg, vs. Denver 11/20/83
 410 Dave Krieg, vs. L.A. Raiders 12/18/88
 409 Warren Moon, vs. Oakland 10/26/97

Most Games, 400 or More Yards Passing, Career

- 4 Dave Krieg, 1980-91

1 Warren Moon, 1997

Most Games, 300 or More Yards Passing, Career

- 11 Dave Krieg, 1980-91
9 Jim Zorn, 1976-84
2 Jeff Kemp, 1987-91

Most Games, 300 or More Yards Passing, Season

- 3 Jim Zorn, 1979
Dave Krieg, 1984
2 By 3 Players
(Last: Dave Krieg, 1985)

Most Consecutive Games, 300 or More Yards Passing,

- 2 Jim Zorn, 1979
Jim Zorn, 1981

Longest Pass Completion

- 82 Jim Zorn (to David Sims) vs. Cincinnati
9/25/77 (TD)
81 John Friesz (to Joey Galloway) at San
Diego 10/25/98
80 4 Times
(Last: John Friesz (to Brian Blades) at
Miami 10/6/96 [TD])

AVERAGE GAIN

Highest Average Gain, Career (100 Attempts)

- 8.31 Trent Dilfer, 2001 (122-1,014)
7.31 Dave Krieg, 1980-91 (3,576-26,132)
7.14 John Friesz, 1995-98 (416-2,971)

Highest Average Gain, Season (Qualifiers)

- 8.80 Dave Krieg, 1983 (243-2,139)
8.31 Trent Dilfer, 2001 (122-1,014)
7.79 Dave Krieg, 1986 (375-2,921)

Highest Average Gain, Rookie, Season (Qualifiers)

- 5.85 Jim Zorn, 1976 (439-2,571)
5.83 Rick Mirer, 1993 (486-2,833)

Highest Average Gain, Game (20 Attempts)

- 14.52 Dave Krieg, vs. San Diego 12/14/86
(21-305)
13.30 Dave Krieg, vs. Kansas City 11/11/90
(23-306)
12.87 Jim Zorn, vs. Buffalo 10/30/77
(23-296)

TOUCHDOWNS

Most Touchdown Passes, Career

- 195 Dave Krieg, 1980-91
107 Jim Zorn, 1976-84
49 Jon Kitna, 1997-2000

Most Touchdown Passes, Season

- 32 Dave Krieg, 1984
27 Dave Krieg, 1985
25 Warren Moon, 1997

Most Touchdown Passes, Game

- 5 By 4 Players
(Last: Warren Moon, vs. Oakland
10/26/97)

Most Games, 5 or More TD Passes, Career

- 3 Dave Krieg, 1980-91
1 Warren Moon, 1997

Most Games, 4 or More TD Passes, Career

- 7 Dave Krieg, 1980-91
4 Jim Zorn, 1976-84
2 Warren Moon, 1997

Most Games, 5 or More TD Passes, Season

1 By 4 Players

(Last: Warren Moon, 1997)

Most Games, 4 or More TD Passes, Season

2 Warren Moon, 1997

Most Consecutive Games, 4 or More TD Passes

- 1 14 Times
(Last: Warren Moon, vs. San Francisco
12/21/97)

Most Consecutive Games, Touchdown Passes

- 28 Dave Krieg, 1983-85
(3rd in NFL history)
13 Warren Moon, 1997-98
10 By 3 Players
(Last: Dave Krieg, 1988-89)

HIGHEST PERCENTAGE, TOUCHDOWN PASSES

Highest %, TD Passes, Career (100 Attempts)

- 5.73 Trent Dilfer, 2001 (122-7)
5.45 Dave Krieg, 1980-91 (3,576-195)
4.58 Warren Moon, 1997 (786-36)
4.34 Jon Kitna, 1997-2000 (1,130-49)

Highest %, TD Passes Season (Qualifiers)

- 7.89 Dave Krieg, 1988 (228-18)
7.82 Dave Krieg, 1987 (294-23)
7.41 Dave Krieg, 1983 (243-18)

Highest %, TD Passes, Rookie, Season (Qualifiers)

- 2.73 Jim Zorn, 1976 (439-12)
2.47 Rick Mirer, 1993 (486-12)

HAD INTERCEPTED

Most Consecutive Passes Attempted, None Intercepted

- 153 Jim Zorn, 1979
137 Dave Krieg, 1988
132 Rick Mirer, 1994

Most Passes Had Intercepted, Career

- 148 Dave Krieg, 1980-91
133 Jim Zorn, 1976-84
56 Rick Mirer, 1993-96

Most Passes Had Intercepted, Season

- 27 Jim Zorn, 1976
24 Dave Krieg, 1984
20 By 6 Players
(Last: Rick Mirer, 1995)

Most Passes Had Intercepted, Game

- 6 Jim Zorn, vs. Detroit 10/24/76
5 Jim Zorn, vs. Kansas City 11/9/80
Dave Krieg, at Kansas City 12/9/84
Jon Kitna, vs. Tampa Bay 11/28/99

Most Attempts, No Interceptions, Game

- 47 Jim Zorn, vs. Kansas City 9/27/81
46 Warren Moon, vs. Oakland 10/26/97
44 Dave Krieg, vs. Denver 11/25/84

LOWEST PERCENTAGE, PASSES HAD INTERCEPTED

Lowest %, Passes Had Intercepted, Career (100 Att)

- 2.49 Matt Hasselbeck, 2001 (321-8)
2.88 John Friesz, 1995-98 (416-12)
3.05 Warren Moon, 1997-98 (786-24)

Lowest %, Passes Had Intercepted, Season (Qualifiers)

- 1.84 Rick Mirer, 1994 (381-7)

- 2.27 Jim Zorn, 1981 (397-9)
2.49 Matt Hasselbeck, 2001 (321-8)

Lowest %, Passes Had Intercepted, Rookie Season

- 3.50 Rick Mirer, 1993 (486-17)
6.15 Jim Zorn, 1976 (439-27)

RECEIVING

Most Pass Receptions, Career

- 819 Steve Largent, 1976-89 (3rd in NFL history)
581 Brian Blades, 1988-98
471 John L. Williams, 1986-93

Most Seasons, 80 or More Pass Receptions

- 2 Brian Blades, 1993-94

Most Seasons, 70 or More Pass Receptions

- 6 Steve Largent, 1978, 1981, 1983-86
5 Brian Blades, 1989, 1991, 1993-95
3 John L. Williams, 1989-90, 1992

Most Seasons, 50 or More Pass Receptions

- 10 Steve Largent, 1976, 1978-81, 1983-87
6 John L. Williams, 1988-93
5 Brian Blades, 1989, 1991, 1993-95

Most Pass Receptions, Season

- 81 Brian Blades, 1994
80 Brian Blades, 1993
79 Steve Largent, 1985

Most Pass Receptions, Rookie, Season

- 67 Joey Galloway, 1995
54 Steve Largent, 1976
53 Darrell Jackson, 2000

Most Pass Receptions, Game

- 15 Steve Largent, vs. Detroit 10/18/87
12 By 4 Players (Last: Brian Blades, vs. New Orleans 9/1/91)

Most Consecutive Games, Pass Receptions

- 177 Steve Largent, 1977-89
71 Joey Galloway, 1995-99
52 Brian Blades, 1992-95
41 Sherman Smith, 1976-79

YARDS GAINED

Most Yards Gained, Career

- 13,089 Steve Largent, 1976-89-(4th in NFL history)
7,623 Brian Blades, 1988-98
4,457 Joey Galloway, 1995-99
4,151 John L. Williams, 1986-93

Most Yards Gained, Season

- 1,287 Steve Largent, 1985
1,237 Steve Largent, 1979
1,224 Steve Largent, 1981

Most Yards, Rookie, Season

- 1,039 Joey Galloway, 1995
715 Daryl Turner, 1984
713 Darrell Jackson, 2000

Most Yards Gained, Game

- 261 Steve Largent, vs. Detroit 10/18/87
191 Steve Largent, vs. Denver 11/25/84
180 John L. Williams, at L.A. Raiders 12/18/88

Most Games, 100+ Yards, Receiving, Career

- 40 Steve Largent, 1976-89
17 Brian Blades, 1988-98
12 Joey Galloway, 1995-98

Most Games, 100+ Yards, Receiving, Season

- 6 Steve Largent, 1979

- 5 Steve Largent, 1984
Brian Blades, 1989
Darrell Jackson, 2001

Most Consecutive Games, 100+ Yards Receiving

- 2 By 7 Players (Last: Joey Galloway 1997-98)

Longest Pass Reception

- 82 David Sims (from Jim Zorn) vs. Cincinnati 9/25/77 (TD)
81 Joey Galloway (from John Friesz) at San Diego 10/25/98 (TD)
80 By 4 Players
(Last: Brian Blades [from John Friesz] at Miami 10/6/96 [TD])

AVERAGE PER RECEPTION

Highest Avg. Per Reception, Career (100 Receptions)

- 18.53 Daryl Turner, 1984-87 (101-1,872)
15.98 Steve Largent, 1976-89 (819-13,089)
15.75 Joey Galloway, 1995-99 (283-4,457)

Highest Avg. Per Reception, Season (50 Receptions)

- 18.74 Steve Largent, 1979 (66-1,237)
17.31 Joey Galloway, 1996 (57-987)
17.10 Sean Dawkins, 1999 (58-992)
16.45 Steve Largent, 1978 (71-1,168)

Highest Avg. Per Reception, Game (5 Receptions)

- 27.80 Steve Largent, vs. Oakland 9/16/79 (5-139)
25.71 John L. Williams, vs. L.A. Raiders 12/18/88 (7-180)
25.00 Darrell Jackson, at Oakland 9/30/01 (5-125)

TOUCHDOWNS

Most Touchdowns, Career

- 100 Steve Largent, 1976-89
37 Joey Galloway, 1995-99
36 Daryl Turner, 1984-87
34 Brian Blades, 1988-97

Most Touchdowns, Season

- 13 Daryl Turner, 1985
12 Steve Largent, 1984
Joey Galloway, 1997

Most Touchdowns, Rookie, Season

- 10 Daryl Turner, 1984
8 Brian Blades, 1988
7 Joey Galloway, 1995

Most Touchdowns, Game

- 4 Daryl Turner, vs. San Diego 9/15/85
3 By 4 Players
(Last: Joey Galloway, vs. Oakland 10/26/97)

Most Consecutive Games, Touchdowns

- 5 Steve Largent, 1984
Joey Galloway, 1998
4 By 3 Players
(Last: Daryl Turner, 1985)

INTERCEPTIONS

Most Interceptions By, Career

- 50 Dave Brown, 1976-86
42 Eugene Robinson, 1985-95
41 John Harris, 1978-85

Most Interceptions By, Season

- 10 John Harris, 1981
Kenny Easley, 1984
- 9 Eugene Robinson, 1993

Most Interceptions By, Rookie, Season

- 4 John Harris, 1978
- 3 By 4 Players
(Last: Carlton Gray, 1993)

Most Interceptions By, Game

- 3 Kenny Easley, vs. San Diego 10/29/84
Eugene Robinson, at Pittsburgh 12/6/92
Darryl Williams, vs. San Diego 9/21/97

Most Consecutive Games, Passes Intercepted

- 4 John Harris, 1980
Eugene Robinson, 1991
- 3 By 6 Players (Last: Darryl Williams 1997)

YARDS RETURNED

Most Yards Returned, Career

- 643 Dave Brown, 1976-86
- 586 Eugene Robinson, 1985-95
- 528 Kenny Easley, 1981-87

Most Yards Returned, Season

- 179 Dave Brown, 1984
- 172 Darryl Williams, 1997
- 157 Eddie McMillan, 1977

Most Yards Returned, Game

- 148 Dave Brown, vs. Kansas City 11/4/84
- 125 Kenny Easley, vs. Cleveland 12/20/81
- 91 Sammy Green, vs. San Francisco 10/7/79

Longest Return

- 91 Sammy Green, vs. San Francisco 10/7/79 (TD)
- 90 Dave Brown, vs. Kansas City 11/4/84 (TD)
- 84 Jay Bellamy, vs. St. Louis 9/10/2000 (TD)

TOUCHDOWNS

Most Touchdowns, Career

- 5 Dave Brown, 1976-86
- 3 Keith Simpson, 1978-85
Kenny Easley, 1981-87

Most Touchdowns, Season

- 2 By 6 Players
(Last: Shawn Springs, Darrin Smith 1998)

Most Touchdowns, Game

- 2 Dave Brown, vs. Kansas City 11/4/84 (Ties
NFL record)
- 1 43 Times
(Last: Ike Charlton, vs. Dallas 12/16/01)

PUNTING

Most Punts, Career

- 554 Rick Tuten, 1991-97
- 324 Jeff Feagles, 1998-01
- 299 Jeff West, 1981-85

Most Punts, Season

- 108 Rick Tuten, 1992
(Tied for 3rd in NFL history)
- 95 Jeff West, 1984
- 91 Rick Tuten, 1994

Most Punts, Rookie, Season

- 80 Rick Engles, 1976
- 79 Vince Gamache, 1986
- 47 Ruben Rodriguez, 1987
Jimmy Colquitt, 1985

Most Punts, Game

- 12 Rick Tuten, vs. Denver 11/28/93
- 11 By 3 Players (Last: Rick Tuten, vs. Philadelphia 12/13/92 [OT])

Longest Punt

- 73 Rick Tuten, at Buffalo 10/15/95
- 68 Ruben Rodriguez, vs. Denver 9/4/88
Jeff Feagles, at Cleveland 9/9/01
- 66 Rick Tuten, vs. Buffalo 12/8/96

AVERAGE YARDAGE

Highest Average, Punting, Career (100 Punts)

- 43.81 Rick Tuten, 1991-97 (554-24,268)
- 42.24 Jeff Feagles, 1998-01 (324-13,685)
- 40.28 Ruben Rodriguez, 1987-89 (192-7,733)

Highest Average, Punting, Season

- 45.00 Rick Tuten, 1995 (83-3,735)
- 44.52 Rick Tuten, 1993 (90-4,007)
- 44.07 Rick Tuten, 1992 (108-4760)
Jeff Feagles, 1998 (81-3570)

Highest Average, Punting, Rookie, Season

- 40.00 Ruben Rodriguez, 1987 (47-1,880)
- 38.58 Vince Gamache, 1986 (79-3,048)
- 38.34 Rick Engles, 1976 (80-3,067)

Highest Average Punting, Game (Minimum 4 Punts)

- 55.20 Rick Tuten, vs. Buffalo 12/8/96 (5-276)
- 52.83 Rick Tuten, at Buffalo 10/15/95 (6-317)
- 52.50 Rick Tuten, at San Diego 10/4/92 (6-315)

Highest Net Punting Average, Season

- 38.74 Rick Tuten, 1992
- 37.27 Rick Tuten, 1993
- 36.90 Rick Tuten, 1991

INSIDE THE 20

Most Punts Inside the 20, Career

- 147 Rick Tuten, 1991-97
- 111 Jeff Feagles, 1998-01
- 73 Jeff West, 1981-85

Most Punts Inside the 20, Season

- 34 Jeff Feagles, 1999
- 33 Rick Tuten, 1994
- 29 Rick Tuten, 1992

Most Punts Inside the 20, Game

- 6 Rick Tuten, vs. Minnesota 11/10/96
Jeff Feagles, vs. Kansas City 12/26/99
Jeff Feagles, at New York Giants 12/23/01
- 5 3 Times
(Last: Rick Tuten, at Washington 9/4/94)

TOUCHBACKS

Most Touchbacks, Career

- 45 Rick Tuten, 1991-97
- 28 Jeff West, 1981-85
- 26 Jeff Feagles, 1998-01

Most Touchbacks, Season

- 12 Jeff Feagles, 1998
- 10 Jeff West, 1983
- 8 By 4 Players (Last: Rick Tuten, 1995)

Most Touchbacks, Game

- 3 By 4 Players
(Last: Ruben Rodriguez, vs. S.D. 10/29/89)

HAD BLOCKED

Most Punts Had Blocked, Career

- 6 Herman Weaver, 1977-80
- 3 Rick Engles, 1976-77
- 2 By 3 Players

Most Punts Had Blocked, Season

- 3 Herman Weaver, 1979
- 2 By 3 Players
(Last: Kyle Richardson, 1997)

Most Punts Had Blocked, Game

- 2 Herman Weaver vs. Kansas City 9/30/79
- 1 By 14 Players
(Last: Jeff Feagles vs. Kansas City 1/6/02)

PUNT RETURNS

Most Punt Returns, Career

- 94 Chris Warren, 1990-97
- 89 Bobby Joe Edmonds, 1986-88
- 76 Joey Galloway, 1995-98

Most Punt Returns, Season

- 41 Will Lewis, 1980
- 36 Joey Galloway, 1995
- 35 Bobby Joe Edmonds, 1988

Most Punt Returns, Rookie, Season

- 36 Joey Galloway, 1995
- 34 Rufus Crawford, 1978
Bobby Joe Edmonds, 1986

Most Punt Returns, Game

- 7 Walter Packer, vs. N.Y. Jets 11/13/77
- 6 Bobby Joe Edmonds, vs. L.A. Raiders 12/8/86
- 5 By 14 Players
(Last: Charlie Rogers, vs. Philadelphia 9/23/01)

FAIR CATCHES

Most Fair Catches, Career

- 60 Chris Warren, 1990-97
- 40 Charlie Rogers, 1999-01
- 35 Kelvin Martin, 1993-94

Most Fair Catches, Season

- 25 Chris Warren, 1992
- 20 Kelvin Martin, 1994
- 19 Chris Warren, 1991

Most Fair Catches, Game

- 5 James Jefferson, vs. Denver 10/22/89
Chris Warren, vs. Pittsburgh 10/20/91
Chris Warren, vs. Denver 11/30/92 (OT)

YARDS GAINED

Most Yards Gained, Career

- 1,010 Bobby Joe Edmonds, 1986-88
- 925 Charlie Rogers, 1999-01
- 843 Paul Johns, 1981-84

Most Yards Gained, Season

- 419 Bobby Joe Edmonds, 1986
- 363 Charlie Rogers, 2000
- 360 Joey Galloway, 1995

Most Yards Gained, Rookie, Season


- 419 Bobby Joe Edmonds, 1986
- 360 Joey Galloway, 1995
- 349 Will Lewis, 1980

Most Yards Gained, Game

- 106 Charlie Rogers, at Pittsburgh 9/26/99
- 105 Joey Galloway, vs. N.Y. Giants 11/5/95
- 103 Bobby Joe Edmonds, vs. Philadelphia 11/23/86

Longest Punt Return

- 94 Charlie Rogers, at Pittsburgh 9/26/99 (TD)
- 89 Joey Galloway, vs. N.Y. Giants 11/5/95 (TD)
- 88 Joey Galloway, vs. Denver 9/8/96 (TD)



Chuck Knox (1983-91)

- 75 Will Lewis, at Denver 11/23/80 (TD)
- Paul Johns, vs. L.A. Raiders 10/16/83 (TD)
- Bobby Joe Edmonds, vs. Philadelphia 11/23/86 (TD)

AVERAGE YARDAGE

Highest Average, Career (Minimum 50 Returns)

- 12.67 Charlie Rogers, 1999-01 (73-925)
- 11.39 Paul Johns, 1981-84 (74-843)
- 11.35 Bobby Joe Edmonds, 1986-88 (89-1,010)

Highest Average, Season (min. 1 per game)

- 14.45 Charlie Rogers, 1999 (22-318)
- 12.55 Bobby Joe Edmonds, 1987 (20-251)
- 12.32 Bobby Joe Edmonds, 1986 (34-419)
- 11.29 Paul Johns, 1983 (28-316)

Highest Average, Rookie, Season (Qualifiers)

- 14.45 Charlie Rogers, 1999 (22-318)
- 13.96 Charlie Rogers, 2000 (26-363)
- 12.32 Bobby Joe Edmonds, 1986 (34-419)
- 11.06 Paul Johns, 1981 (16-177)

Highest Average, Game (Minimum 3 Returns)

- 32.00 Paul Johns, vs. L.A. Raiders 10/16/83 (3-96)
- 29.33 Joey Galloway, vs. Denver 9/8/96 (3-88)
- 26.33 Paul Johns, vs. New England 9/16/84 (3-79)

TOUCHDOWNS

Most Touchdowns, Career

- 4 Joey Galloway, 1995-98
- 2 Paul Johns, 1981-84
- 1 By 4 Players

Most Touchdowns, Season

- 2 Joey Galloway, 1998
- 1 By 8 Players (Last: Charlie Rogers, 1999)

Most Touchdowns, Rookie, Season

- 1 Will Lewis, 1980
- Bobby Joe Edmonds, 1986
- Joey Galloway, 1995
- Charlie Rogers, 1999

Most Touchdowns, Game

- 1 By 8 Players
(Last: Charlie Rogers, at Pittsburgh
9/26/99)

KICKOFF RETURNS**Most Kickoff Returns, Career**

- 175 Steve Broussard, 1995-98
134 Charlie Rogers, 1999-01
101 Bobby Joe Edmonds, 1986-88

Most Kickoff Returns, Season

- 66 Charlie Rogers, 2000
50 Steve Broussard, 1997
50 Charlie Rogers, 2001

Most Kickoff Returns, Game

- 8 Bobby Joe Edmonds, vs. L.A. Raiders
11/30/87
7 By 6 Players
(Last: Charlie Rogers, vs. Denver
11/26/00)

YARDS GAINED**Most Yards Gained, Career**

- 4,060 Steve Broussard, 1995-98
3,214 Charlie Rogers, 1999-01
2,228 Bobby Joe Edmonds, 1986-88

Most Yards Gained, Season

- 1,629 Charlie Rogers, 2000
1,148 Zachary Dixon, 1983
1,120 Charlie Rogers, 2001

Most Yards Gained, Rookie, Season

- 829 Rufus Crawford, 1978
820 Al Hunter, 1977
764 Bobby Joe Edmonds, 1986

Most Yards Gained, Game

- 198 Charlie Rogers, vs. Indianapolis 10/15/00
196 Jon Vaughn, at San Diego 10/30/94
192 Charlie Rogers, vs. St. Louis 9/10/00

Longest Kickoff Return

- 97 James Jefferson, vs. K.C. 10/8/89 (TD)
94 Zachary Dixon, vs. St. Louis 11/13/83 (TD)
93 Jon Vaughn, at San Diego 10/30/94 (TD)
90 Steve Broussard, vs. Wash 9/20/98 (TD)

HIGHEST YARDAGE**Highest Average, Career (50 Returns)**

- 23.98 Charlie Rogers, 1999-01 (134-3,214)
23.20 Steve Broussard, 1995-98 (175-4,060)
22.06 Bobby Joe Edmonds, 1986-88 (101-2,228)

Highest Average, Season (1 per game)

- 25.83 Charlie Rogers, 1999 (18-465)
24.74 Steve Broussard, 1995 (43-1,064)
24.68 Charlie Rogers, 2000 (66-1,629)

Highest Average, Game (Minimum 3 Returns)

- 42.74 Charlie Rogers, vs. Buffalo 12/23/00 (4-171)
34.60 Zachary Dixon, vs. St. Louis 11/13/83 (5-173)
34.33 David Hollis, vs. K.C. 12/27/87 (3-103)

TOUCHDOWNS**Most Touchdowns, Career**

- 1 Zachary Dixon, 1983-84
James Jefferson, 1989-93

- Jon Vaughn, 1993-94
Steve Broussard, 1995-98
Charlie Rogers, 1999-00

Most Touchdowns, Season

- 1 Zachary Dixon, 1983
James Jefferson, 1989
Jon Vaughn, 1994
Steve Broussard, 1998
Charlie Rogers, 2000

Most Touchdowns, Rookie, Season

- 1 James Jefferson, 1989

Most Touchdowns, Game

- 1 Zachary Dixon, vs. St. Louis 11/13/83
James Jefferson, vs. Kansas City 10/8/89
Jon Vaughn, at San Diego 10/30/94
Steve Broussard, vs. Washington 9/20/98
Charlie Rogers, vs. Buffalo 12/23/00

COMBINED KICK RETURNS**Most Combined Kick Returns, Career**

- 207 Charlie Rogers, 1999-01 (73-P, 134-K)
190 Bobby Joe Edmonds, 1986-88 (89-P, 101-K)
180 Chris Warren, 1990-97 (94-P, 86-K)

Most Combined Kick Returns, Season

- 92 Charlie Rogers, 2000 (26-P, 66-K)
75 Bobby Joe Edmonds, 1988 (35-P, 40-K)
75 Charlie Rogers, 2001 (25-P, 50-K)

Most Combined Kick Returns, Game

- 10 Ronnie Harris, vs. Oakland 10/26/97
Charlie Rogers, at Miami 9/3/00 (4-P, 6-K)
Charlie Rogers, vs. Philadelphia 9/23/01
(5-P, 5-K)
9 By 4 Players
(Last: Charlie Roger, vs. Denver 11/26/00)

YARDS GAINED**Most Yards Returned, Career**

- 4,139 Charlie Rogers, 1999-01 (925-P, 3,214-K)
4,060 Steve Broussard, 1995-98 (4,060-K)
3,238 Bobby J. Edmonds, 1986-88 (1,010-P, 2,228-K)

Most Yards Gained, Season

- 1,992 Charlie Rogers, 2000 (363-P, 1,629-K)
1,364 Charlie Rogers, 2001 (244-P, 1,120-K)
1,240 Bobby Joe Edmonds, 1988 (340-P, 900-K)

Most Yards Returned, Game

- 215 Charlie Rogers, vs. Indianapolis 10/15/00
(17-P, 198-K)
206 Charlie Rogers, at NY Jets 1/2/00
(16-P, 190-K)
205 Charlie Rogers, vs. St. Louis 9/10/00
(13-P, 192-K)

TOUCHDOWNS**Most Touchdowns, Career**

- 4 Joey Galloway, 1995-98 (4-P)
2 Paul Johns, 1981-84 (2-P)
Charlie Rogers, 1999-00 (1-P, 1-K)
1 By 10 Players

Most Touchdowns, Season

- 2 Joey Galloway, 1998 (2-P)
1 By 11 Players
(Last: Charlie Rogers, 2000 [1-K])

Most Touchdowns, Game

- 1 By 13 Players
(Last: Charlie Rogers, vs. Buffalo 12/23/00)

FUMBLES**Most Fumbles, Career**

- 108 Dave Krieg, 1980-91
49 Jim Zorn, 1976-84
38 Curt Warner, 1983-89

Most Fumbles, Season

- 18 Dave Krieg, 1989
16 Dave Krieg, 1990
13 Rick Mirer, 1993

Most Fumbles, Game

- 6 Dave Krieg, vs. Kansas City 11/5/89
6 Dave Krieg, vs. San Diego 11/25/90 (OT)
4 By 2 Players
(Last: Dan McGwire, vs. Indianapolis 12/4/94)

FUMBLES RECOVERED**Most Fumbles Recovered, Career, Own and Opponents**

- 27 Dave Krieg, 1980-91 (27-own)
17 Jacob Green, 1980-91 (17-opponent)
15 Eugene Robinson, 1985-95 (14-opp, 1-own)

Most Fumbles Recovered, Season, Own and Opponents

- 9 Dave Krieg, 1989 (9-own)
5 By 4 Players
(Last: Rick Mirer, 1993 [5-own])

Most Fumbles Rec., Game, Own and Opponents

- 3 Dave Krieg, vs. Chicago 12/20/87 (3-own)
Dave Krieg, vs. Kansas City 11/5/89 (3-own)
Rick Mirer, at Detroit 10/17/93 (3-own)

OWN FUMBLES RECOVERED**Most Own Fumbles Recovered, Career**

- 27 Dave Krieg, 1980-91
13 Curt Warner, 1983-89
12 Jim Zorn, 1976-84

Most Own Fumbles Recovered, Season

- 9 Dave Krieg, 1989
5 By 3 Players (Last: Rick Mirer, 1993)

Most Own Fumbles Recovered, Game

- 3 Dave Krieg, vs. Chicago 12/20/87 (3-own)
Dave Krieg, vs. Kansas City 11/5/89 (3-own)
Rick Mirer, at Detroit 10/17/93 (3-own)

OPPONENTS FUMBLES RECOVERED**Most Opponents' Fumbles Recovered, Career**

- 17 Jacob Green, 1980-91
14 Eugene Robinson, 1985-95
11 By 3 Players

Most Opponents' Fumbles Recovered, Season

- 5 Nesby Glasgow, 1989
4 By 12 Players (Last: Chad Brown, 1997)

Most Opponents' Fumbles Recovered, Game

- 3 Darryl Williams, at Kansas City, 10/4/98
2 By 14 Players (Last: Chad Brown, at New Orleans 11/16/97)

YARDS RETURNING FUMBLES**Longest Fumble Return**

- 82 Antonio Edwards, at Denver 12/10/95 (TD)

79 Jacob Green, vs. N.Y. Jets 10/27/85 (TD)

62 John Harris, at N.Y. Jets 9/11/83
Carlton Gray, vs. San Diego 10/27/96

TOUCHDOWNS**Most Touchdowns, Career (Total)**

- 2 Jacob Green, 1980-91 (2-opp)
Shelton Robinson, 1982-85 (2-opp)
Chad Brown, 1997 (2-opp)

Most Touchdowns, Season (Total)

- 2 Shelton Robinson, 1983 (2-opp)
Chad Brown, 1997 (2-opp)
1 By 15 Players
(Last: John Randle, 2001 [1-opp])

Most Touchdowns, Game (Total)

- 1 By 20 Players
(Last: John Randle, 2001)

COMBINED NET YARDS

Yards Gained Via Rushing, Receiving, Interception Return, Punt Return, Kickoff Return, and Fumble Return

ATTEMPTS**Most Attempts, Career**

- 1,943 Chris Warren, 1990-97
1,854 Curt Warner, 1983-89
1,628 John L. Williams, 1986-93

Most Attempts, Season

- 379 Curt Warner, 1983
374 Chris Warren, 1994
371 Ricky Watters, 1998

Most Attempts, Rookie, Season

- 379 Curt Warner, 1983
162 Sherman Smith, 1976
John L. Williams, 1986

Most Attempts, Game

- 36 Chris Warren, at New England 9/19/93
35 Lamar Smith, at Detroit 10/17/96
Ricky Watters, vs. Indianapolis 12/20/98
34 Curt Warner, vs. San Diego 9/15/85

YARDS GAINED**Most Yards Gained, Career**

- 13,396 Steve Largent, 1976-89
10,663 Chris Warren, 1990-97
8,673 John L. Williams, 1986-93

Most Yards Gained, Season

- 1,992 Charlie Rogers, 2000
1,925 Chris Warren, 1992
1,868 Chris Warren, 1994

Most Yards Gained, Rookie, Season

- 1,774 Curt Warner, 1983
1,583 Joey Galloway, 1995
1,172 Bobby Joe Edmonds, 1986

Most Yards Gained, Game

- 273 Shaun Alexander, vs. Oakland 11/11/01
261 Steve Largent, vs. Detroit 10/18/87
239 John L. Williams, at L.A. Raiders 12/18/88
237 Joey Galloway, at Jacksonville 11/12/95

TACKLES

Most Tackles, Career

- 984 Eugene Robinson, 1985-95
 813 Keith Butler, 1978-87
 779 Joe Nash, 1982-96

Most Tackles, Season

- 153 Terry Beeson, 1978
 150 Chad Brown, 1998
 147 Anthony Simmons, 2000

Most Tackles, Game

- 18 Terry Beeson, vs. Houston 11/2/77
 Sammy Green, vs. Minnesota 10/8/78
 16 By 9 Players (Last: Dean Wells, vs. G.B.
 9/29/96)

SACKS

Most Sacks, Career

- 116.0 Jacob Green, 1980-91
 73.5 Michael Sinclair, 1991-01
 63.0 Jeff Bryant, 1982-93

Most Sacks, Season

- 16.5 Michael Sinclair, 1998
 16.0 Jacob Green, 1983
 14.5 Jeff Bryant, 1984
 14.0 Cortez Kennedy, 1992

Most Sacks, Game

- 4.0 Jacob Green, vs. N.Y. Giants 10/19/86
 Michael Sinclair, vs. Denver 9/8/96
 Michael McCrary, at Oakland 12/22/96

FORCED FUMBLES

Most Forced Fumbles, Career

- 28 Jacob Green, 1980-91
 24 Michael Sinclair, 1991-01
 14 Rufus Porter, 1988-94
 13 Joe Nash, 1982-96
 Bruce Scholtz, 1982-88

Most Forced Fumbles, Season

- 7 Jacob Green, 1985
 Michael Sinclair, 1998

- 6 By 3 Players (Last: Michael Sinclair, 1997)

Most Forced Fumbles, Game

- 2 By 14 Players (Last: Michael Sinclair, vs.
 Denver 10/1/95)

BLOCKED KICKS

Most Blocked Punts, Career

- 3 Kerry Justin, 1978-83, 1986-87
 2 By 4 Players

Most Blocked Punts, Season

- 2 By 4 Players (Last: Kerry Justin, 1986)

Most Blocked Punts, Game

- 1 By 21 Players
 (Last: Alex Bannister, vs. Denver 10/14/01)

Most Blocked Field Goals, Career

- 8 Joe Nash, 1982-96
 2 By 4 Players

Most Blocked Field Goals, Season

- 3 Joe Nash, 1989
 2 Mike White, 1982
 Joe Nash, 1984

Most Blocked Field Goals, Game

- 1 By 28 Players
 (Last: Lamar King at Green Bay 11/1/99)

Most Blocked PATs, Career

- 3 Mike White, 1981-82
 2 By 3 Players

Most Blocked PATs, Season

- 2 Mike White, 1981
 1 By 11 Players
 (Last: Terry Wooden, 1995)

Most Blocked PATs, Game

- 1 By 12 Players
 (Last: Terry Wooden, vs. San Diego 10/22/95)

Most Blocked Kicks (Field Goals and PATs), Career

- 10 Joe Nash, 1982-96 (8 FG, 2 PAT)
 5 Mike White, 1981-82 (2 FG, 3 PAT)
 Jeff Bryant, 1982-93 (3 FG, 2 PAT)

Most Blocked Kicks (Field Goals and PATs), Season

- 3 Mike White, 1982 (2 FG, 1 PAT)
 Joe Nash, 1989 (3 FG)

- 2 By 4 Players

(Last: Jeff Bryant and Joe Nash, 1985)

Most Blocked Kicks (Field Goals and PATs), Game

- 1 By 41 Players
 (Last: Lamar King at Green Bay 11/1/99
 [FG])

Longest Return of Blocked Punt

- 32 Jessie Green, vs. N.Y. Jets 10/19/80
 26 Steve Raible, vs. Green Bay 10/10/76
 17 Autry Beamon, vs. Baltimore 9/18/77

Longest Return of Blocked Field Goal

- 62 Paul Moyer, vs. Cleveland 10/9/88 (no TD)
 Vernon Dean, vs. L.A. Rams 10/23/88 (TD)
 61 Robert Blackmon, vs. Houston 11/3/96 (TD)
 Shawn Springs, at Green Bay 11/1/99 (TD)



Michael Sinclair (1991-2001)

TEAM RECORDS

ATTENDANCE

Largest Single Season Regular Season Home Attendance

530,520	1999 (66,315)
508,367	2000 (63,545)
500,210	1998 (62,526)
494,104	1988 (61,763)
493,657	1984 (61,707)

Largest Single Game Regular Season Home Attendance

68,681	vs. Oakland 12/16/00 (at Husky Stadium)
68,661	vs. Denver 11/26/00 (at Husky Stadium)
67,231	vs. Oakland 11/11/01 (at Husky Stadium)
66,400	vs. Oakland 10/3/99
66,332	vs. Kansas City 12/26/99
66,238	vs. Detroit 9/12/99
66,318	vs. San Diego 12/12/99
66,314	vs. Denver 11/14/99
66,314	vs. Tampa Bay 11/28/99
66,303	vs. Cincinnati 11/7/99

Largest Single Game Regular Season Road Attendance

*82,893	at Kansas City 10/2/00
82,352	at Washington 11/4/01
81,201	at L.A. Raiders 12/15/85
78,847	at Kansas City 10/23/94
78,714	at Kansas City 11/21/99

GAMES WON

REGULAR SEASON

Most Consecutive Games Won

8	1984
5	1986
	1997-98
	1999
4	1983-84

Most Consecutive Games Without Defeat

8	1984
5	1986
	1997-98
	1999
4	1983-84

Most Games Won, Season

12	1984
10	1986
9	7 Times (Last: 2001)

Most Consecutive Games Won, One Season

8	1984
5	1986
	1999
3	12 Times (Last: 1998)

Most Consecutive Games Won, Start of Season

3	1986
	1998
2	1984, 1985, 1988, 1994

Most Consecutive Games Won, End of Season

5	1986
2	7 Times (Last: 2001)

Most Consecutive Home Games Won

8	1983-84
5	1987
	1990-91

Most Consecutive Road Games, Won

5	1979-80
4	1984
3	5 Times (Last: 1997)

Most Shutout Games Won or Tied, Season

3	1984
2	1986
1	4 Times (Last: 1998)

Most Consec. Shutout Games Won or Tied, Season

2	1984
1	7 Times (Last: 1998)

Most Consecutive Overtime Games Won, Season

2	1990 (Ties NFL record)
1	2 Times (Last: 1992)

GAMES LOST

Most Consecutive Games Lost

10	1980-81
9	1976-77
8	1992

Most Games Lost, Season

14	1992
12	1976, 1980
10	1981, 1993, 1994, 2000

Most Consecutive Games Lost, One Season

9	1980
8	1992
6	1994

Most Consecutive Games Lost, Start of Season

5	1976
4	1977
3	1990, 1996

Most Consecutive Games Lost, End of Season

9	1980
5	1976
4	1992

Most Consecutive Home Games Lost

8	1980
5	1992
4	1976, 1976-77, 1992, 1996

Most Consecutive Road Games Lost

8	1976-77, 1980-81
7	1992-93
5	1986, 1993, 1994-95

Most Shutout Games Lost or Tied, Season

2	1992
1	6 Times (Last: 2000)

Most Consec. Shutout Games, Lost or Tied, Season

2	1992
1	6 Times (Last: 2000)

Most Consecutive Overtime Games Lost, Season

1	9 Times (Last: 1999)
---	----------------------

SCORING

POINTS

Most Points, Season

418	1984
403	1983
378	1979

* Combined attendance from Arrowhead (79,451) and Kaufmann Stadium adjacent to Arrowhead (3,442).

Fewest Points, Season

- 127 1982 (9 games)
 140 1992 (NFL record for 16 game season)
 229 1976 (14 games)

Most Points, Game

- 56 vs. Buffalo 10/30/77
 51 vs. Kansas City 11/27/83 (OT)
 49 vs. San Diego 9/15/85

Fewest Points, Game

- 0 9 Times (Last: at Miami 9/3/00)

Most Points, Both Teams, Game

- 99 Seattle (51) vs. Kansas City (48) 11/27/83 (OT)
 84 Seattle (49) vs. San Diego (35) 9/15/85
 80 Seattle (43) at L.A. Raiders (37) 12/18/88

Fewest Points, Both Teams, Game

- 14 Seattle (14) vs. Washington (0) 9/28/80
 15 Seattle (9) at Cleveland (6) 9/9/01
 16 4 Times (Last: Seattle [6] at Den [10] 12/20/92)

Most Points, Shutout Victory, Game

- 45 vs. Kansas City 11/4/84
 38 at Philadelphia, 9/6/98
 37 vs. L.A. Raiders 12/8/86
 33 vs. Cleveland 9/3/84

Fewest Points, Shutout Victory, Game

- 14 vs. Washington 9/28/80
 16 vs. Pittsburgh 11/28/82
 17 vs. N.Y. Jets 11/13/77

Most Points Overcome to Win Game

- 20 at Denver 12/10/95 (Trailed 0-20, Won 31-27)
 18 vs. Pittsburgh 11/8/81 (Trailed 3-21, Won 24-21)
 at Oakland 12/14/97 (Trailed 3-21, Won 22-21)

Most Points, Each Half

- 1st:** 42 vs. Buffalo 10/30/77
 34 vs. Kansas City 12/11/77
 31 vs. Kansas City 11/4/84
 vs. Kansas City 9/11/88
2nd: 37 vs. Kansas City 11/27/83 (OT)
 (Includes 3 points in overtime)
 35 vs. San Diego 9/15/85
 31 vs. L.A. Raiders 10/16/83
 vs. New England 9/21/86

Most Points, One Quarter

- 28 4 Times (Last: vs. Kansas City 9/11/88 [2nd])

Most Points, Each Quarter

- 1st:** 21 vs. Cincinnati 9/6/81
 vs. Detroit 10/18/87
 vs. N.Y. Giants 11/5/95
2nd: 28 vs. Buffalo 10/30/77
 vs. Kansas City 11/4/84
 vs. Kansas City 9/11/88
3rd: 28 vs. San Diego 9/15/85
 24 vs. Chicago 11/5/78
 20 vs. Kansas City 9/20/87
 vs. Chicago 12/20/87
4th: 24 vs. New England 9/21/86
 21 vs. Detroit 9/24/78
 at Denver 12/10/95
OT: 3 5 Times (Last: vs. San Diego 12/2/01)

GAMES**Most Consecutive Games Scoring**

- 121 1992-99
 112 1982-89
 36 1990-92

TOUCHDOWNS**Most Touchdowns, Season**

- 51 1984
 50 1983
 46 1979, 1987

Fewest Touchdowns, Season

- 14 1982 (9 games)
 1992
 27 1996

Most Touchdowns, Game

- 8 vs. Buffalo 10/30/77
 7 vs. San Diego 9/15/85
 6 5 Times (Last: vs. Denver 12/11/88)

Most Touchdowns, Both Teams, Game

- 13 Seattle (6) vs. Kansas City (7) 11/27/83 (OT)
 12 Seattle (7) vs. San Diego (5) 9/15/85
 10 3 Times (Last: Seattle [4] vs. Green Bay [6]
 10/15/78)

Most Consecutive Games Scoring Touchdowns

- 48 1982-85
 34 1985-88
 30 1977-79

POINTS AFTER TOUCHDOWN**Most Points After Touchdown, Season**

- 50 1984
 49 1983
 44 1987

Fewest Points After Touchdown, Season

- 13 1982 (9 games)
 14 1992
 25 1994

Most Points After Touchdown, Game

- 8 vs. Buffalo 10/30/77
 7 vs. San Diego 9/15/85
 6 6 Times (Last: at Jacksonville 11/12/95)

Most Points After Touchdown, Both Teams, Game

- 12 Seattle (6) vs. Kansas City (6) 11/27/83 (OT)
 10 2 Times (Last: Seattle [4] vs. Green Bay [6]
 10/15/78)

TWO-POINT CONVERSIONS

(Two-point conversion rule was adopted in 1994)

Most Two-Point Conversion Attempts, Season

- 6 1994, 1996, 1997
 4 1998, 2000
 2 1995, 1999

Most Two-Point Conversion Attempts, Game

- 2 at Kansas City 10/23/94
 vs. San Diego 10/22/95
 vs. Oakland 12/16/00
 1 19 Times (Last: at San Diego 12/23/01)

Most Two-Point Conversions**Made, Season**

- 4 1994, 1996
 2 1998

Most Two-Point Conversions Made, Game

- 2 at Kansas City 10/23/94
 1 12 Times

FIELD GOALS**Most Field Goals Attempted, Season**

- 40 1999
 35 1986
 34 1996

Fewest Field Goals Attempted, Season

- 14 1982 (9 games)
- 16 1976
- 18 1977

Most Field Goals Attempted, Game

- 6 vs. Kansas City 9/20/87
- vs. San Diego 12/12/99
- 5 4 Times (Last: vs. Houston 11/3/96)

Most Field Goals Attempted, Both Teams, Game

- 10 Seattle (6) vs. San Diego (4) 12/12/99
- 9 at Seattle (5) vs. Houston (4) 11/3/96
- 8 Seattle (5) vs. L.A. Raiders (3) 12/18/88
- Seattle (2) at San Diego (6) 9/5/93

Most Field Goals, Season

- 34 1999
- 28 1996
- 25 1991
- 23 1990, 1993, 1995

Fewest Field Goals, Season

- 9 1976
- 1977
- 10 1982 (9 games)

Most Field Goals, Game

- 5 vs. Kansas City 9/20/87
- vs. L.A. Raiders 12/18/88
- 4 10 Times (Last: vs. Buffalo 10/24/99)

Most Field Goals, Both Teams, Game

- 8 Seattle (5) vs. L.A. Raiders (3) 12/18/88
- 7 4 Times (Last: Seattle (3) vs. San Diego (4) 12/12/99)

Most Consecutive Games Scoring Field Goals

- 15 1990-91
- 10 1978-79
- 9 4 Times (Last: 2000)

SAFETIES**Most Safeties, Season**

- 4 1993 (ties NFL record)
- 1 10 Times (Last: 2001)

Most Safeties, Game

- 1 14 Times (Last: vs. Dallas 12/16/01)

Most Safeties, Both Teams, Game

- 2 Seattle (0) vs. Denver (2) 1/2/83
- Seattle (1) vs. Cleveland (1) 11/14/93
- 1 34 Times (Last: Seattle [0] vs. Dallas [1] 12/16/01)

FIRST DOWNS**Most Seasons Leading League**

- 1 1978

Most First Downs, Season

- 345 1978
- 331 1997
- 315 1979

Fewest First Downs, Season

- 159 1982 (9 games)
- 207 1992
- 237 1976

Most First Downs, Game

- 34 vs. San Diego 11/22/87
- 33 vs. Kansas City 11/27/83 (OT)
- 30 3 Times (Last: vs. Denver 12/11/88)

Fewest First Downs, Game

- 1 vs. L.A. Rams 11/4/79
- 2 vs. New England 12/4/88
- 6 3 Times (Last: at Dallas 10/11/92)

Most First Downs, Rushing, Season

- 150 1978
- 131 1983
- 125 1988

Fewest First Downs, Rushing, Season

- 51 1982 (9 games)
- 75 1976
- 76 1992

Most First Downs, Rushing, Game

- 19 vs. San Diego 11/22/87
- 18 vs. Kansas City 11/27/83 (OT)
- 17 vs. Oakland 11/11/01

Fewest First Downs, Rushing, Game

- 0 vs. L.A. Rams 11/4/79
- vs. New England 12/4/88
- vs. L.A. Raiders 10/18/92

Most First Downs, Passing, Season

- 207 1997
- 180 1989
- 179 1985

Fewest First Downs, Passing, Season

- 89 1982 (9 games)
- 114 1992
- 116 1977

Most First Downs, Passing, Game

- 21 vs. Denver 11/20/83
- 20 vs. Denver 12/15/84
- 19 vs. Oakland 10/26/97

Fewest First Downs, Passing, Game

- 1 vs. L.A. Rams 11/4/79
- 2 5 Times (Last: vs. Philadelphia 9/23/01)

Most First Downs, Penalty, Season

- 39 1978
- 31 1998
- 28 1994

Fewest First Downs, Penalty, Season

- 10 1986
- 14 1991
- 15 2000

Most First Downs, Penalty, Game

- 6 vs. N.Y. Jets 9/17/78
- vs. San Diego 11/16/81
- vs. San Diego 9/18/94

**NET YARDS GAINED
RUSHING & PASSING****Most Plays, Season**

- 1090 1985
- 1072 1978
- 1049 1997

Fewest Plays, Season

- 589 1982 (9 games)
- 869 1977
- 882 1976

Most Plays, Game

- 85 vs. Kansas City 11/27/83 (OT)
- 84 vs. Kansas City 9/29/85
- vs. San Diego 11/22/87

Fewest Plays, Game

35	vs. L.A. Rams 11/4/79
41	vs. New England 12/4/88
42	vs. Washington 12/23/89
43	at San Diego 10/25/98

Most Net Yards Gained, Season

5759	1997
5557	1979
5511	1978

Fewest Net Yards Gained, Season

2594	1982 (9 games)
3374	1992
4062	1976

Most Net Yards Gained, Game

559	vs. Buffalo 10/30/77
554	vs. Oakland 10/26/97
536	vs. Denver 12/20/86

Fewest Net Yards Gained, Game

-7	vs. L.A. Rams 11/4/79 (NFL record)
62	at Dallas 10/11/92
65	vs. New England 12/4/88

Most Consecutive Games, 400 or More Yards Gained

4	1986
2	5 Times (Last: 1997-98)

Most Consecutive Games, 300 or More Yards Gained

9	1997
7	1978-79
6	1980, 1986, 2000

Highest Average Gain, Season

5.38	1986 (1,005-5,409)
5.31	1979 (1,046-5,557)
5.16	1996 (974-5,024)

Lowest Average Gain, Season

4.40	1982 (589-2,594 (9 games))
4.55	1989 (1,010-4,596)
4.57	1994 (1,018-4,652)

RUSHING

ATTEMPTS**Most Rushing Attempts, Season**

561	1978
546	1983
517	1988

Fewest Rushing Attempts, Season

227	1982 (9 games)
374	1976
394	1991

Most Rushing Attempts, Game

57	vs. N.Y. Jets 9/11/83
56	vs. San Diego 9/18/83
54	vs. San Diego 11/22/87

Fewest Rushing Attempts, Game

7	vs. L.A. Raiders 11/17/91
9	vs. Washington 12/23/89
11	at Carolina 10/8/00

YARDS GAINED**Most Yards Gained Rushing, Season**

2,394	1978
2,300	1986
2,178	1995

Fewest Yards Gained Rushing, Season

795	1982 (9 games)
1,392	1989
1,413	1976

Most Yards Gained Rushing, Game

319	vs. Oakland 11/11/01
298	vs. Denver 12/20/86
280	vs. Kansas City 11/27/83 (OT)

Fewest Yards Gained Rushing, Game

20	vs. New England 12/4/88
23	vs. L.A. Rams 11/4/79
	vs. L.A. Raiders 11/17/91
24	at Denver 12/27/98

AVERAGE GAIN**Highest Average Gain, Rushing, Season**

4.57	1995 (477-2,178)
4.52	1996 (442-1,997)
4.48	1986 (513-2,300)

Lowest Average Gain, Rushing, Season

3.32	1984 (495-1,645)
3.44	1989 (405-1,392)
3.45	1999 (408-1,408)
3.50	1982 (227-795) (9 games)

**John L. Williams (1986-93)****TOUCHDOWNS****Most Touchdowns, Rushing, Season**

28	1978
24	1979
20	1995

Fewest Touchdowns, Rushing, Season

4	1982 (9 games)
	1992
5	1989
	1999

Most Touchdowns, Rushing, Game

4	7 Times (Last: at Jacksonville 11/12/95)
---	--

PASSING

ATTEMPTS

Most Passes Attempted, Season

- 609 1997
- 575 1985
- 559 1989

Fewest Passes Attempted, Season

- 326 1982 (9 games)
- 387 1977
- 405 1987

Most Passes Attempted, Game

- 61 vs. Kansas City 9/29/85
- 51 3 Times (Last: vs. L.A. Rams 9/23/85)

Fewest Passes Attempted, Game

- 14 vs. Kansas City 12/11/77
- 15 vs. Pittsburgh 12/6/87
- 16 3 Times (Last: vs. Cincinnati 11/18/84)

Most Passes Attempted, Both Teams, Game

- 87 Seattle (24) at NY Jets (63) 12/6/98
- 84 Seattle (42) vs. San Diego (42) 12/14/80
- Seattle (46) vs. Kansas City (38) 12/9/84
- Seattle (31) vs. Phoenix (53) 12/19/93 (OT)

Fewest Passes Attempted, Both Teams, Game

- 30 Seattle (20) vs. New England (10) 12/4/88
- 33 Seattle (15) vs. Pittsburgh (18) 12/6/87
- 38 Seattle (23) vs. New England (15) 10/9/77

COMPLETIONS

Most Passes Completed, Season

- 359 1997
- 316 1989
- 308 2000

Fewest Passes Completed, Season

- 175 1977
- 176 1982 (9 games)
- 229 1976

Most Passes Completed, Game

- 33 vs. Atlanta 10/13/85
- 31 vs. Kansas City 9/27/81
- vs. Denver 11/20/83

Fewest Passes Completed, Game

- 2 vs. L.A. Rams 11/4/79
- 4 vs. L.A. Raiders 10/16/83
- 5 vs. New England 10/9/77
- at Oakland 12/22/96

Most Passes Completed, Both Teams, Game

- 59 Seattle (17) at NY Jets (42) 12/6/98
- 56 Seattle (22) vs. San Diego (34) 9/15/85
- 55 Seattle (20) vs. St. Louis (35) 9/10/00

Fewest Passes Completed, Both Teams, Game

- 14 Seattle (5) vs. New England (9) 10/9/77
- Seattle (9) vs. New England (5) 12/4/88
- 17 Seattle (10) vs. Cleveland (7) 12/18/77

YARDS GAINED

Most Net Yards Gained, Passing, Season

- 3,959 1997
- 3,590 1979
- 3,427 1981

Fewest Net Yards Gained, Passing, Season

- 1,778 1992
- 1,799 1982 (9 games)
- 2,328 1977

Most Net Yards Gained, Passing, Game

- 409 vs. Oakland 10/26/97
- 406 vs. Denver 11/25/84
- 391 vs. New Orleans 11/18/79

Fewest Net Yards, Gained Passing, Game

- 30 vs. L.A. Rams 11/4/79
- 2 vs. L.A. Raiders 10/16/83
- 13 at Oakland 12/22/96

TIMES SACKED

Most Times Sacked, Season

- 67 1992
- 53 1985
- 51 1980

Fewest Times Sacked, Season

- 21 1977
- 23 1979
- 28 1976

Most Times Sacked, Game

- 9 vs. Kansas City 11/11/90
- 8 vs. Cleveland 9/12/82
- vs. Dallas 12/4/83
- at Denver 12/20/92

COMPLETION PERCENTAGE

Highest Completion Percentage, Season

- 60.75 2000 (507-308)
- 59.42 1991 (488-290)
- 59.16 1986 (453-268)

Lowest Completion Percentage, Season

- 45.22 1977 (387-175)
- 47.71 1976 (480-229)
- 48.32 1992 (476-230)

TOUCHDOWNS

Most Touchdowns, Passing, Season

- 32 1984
- 31 1987
- 28 1985

Fewest Touchdowns, Passing, Season

- 9 1982 (9 games)
- 1992
- 13 1976, 1993, 1994

Most Touchdowns, Passing, Game

- 5 vs. Detroit 12/2/84
- vs. San Diego 9/15/85
- vs. L.A. Raiders 11/28/88
- vs. Oakland 10/26/97

Most Touchdowns, Passing, Both Teams, Game

- 10 Seattle (5) vs. San Diego (5) 9/15/85
- 7 6 Times (Last: Seattle [5] vs. Oakland [2] 10/26/97)

PASSES HAD INTERCEPTED

Most Passes Had Intercepted, Season

- 32 1977
- 30 1976
- 26 1984, 1991

Fewest Passes Had Intercepted, Season

- 9 1994
- 12 2001
- 13 1982 (9 games)

Most Passes Had Intercepted, Game

- 6 vs. Detroit 10/24/76
- vs. Kansas City 12/9/84
- 5 2 Times (Last: vs. Kansas City 9/29/85)

PUNTING

Most Punts, Season

- 108 1992
- 95 1984
- 91 1985, 1993, 1994

Fewest Punts, Season

- 49 1982 (9 games)
- 61 1987
- 64 1977

Most Punts, Game

- 12 vs. Denver 11/28/93
- 11 3 Times (Last: vs. Philadelphia 12/13/92 [OT])

Fewest Punts, Game

- 1 9 Times (Last: at Oakland, 12/5/99)

AVERAGE YARDAGE

Highest Average Distance, Punting, Season

- 45.00 1995 (83-3,735)
- 44.07 1992 (108-4,760)
- 1998 (81-3,570)
- 44.03 1993 (91-4,007)

Lowest Average Distance, Punting, Season

- 36.89 1978 (69-2,543)
- 37.40 1976 (82-3,067)
- 37.55 1984 (95-3,567)

HAD BLOCKED

Most Punts Had Blocked, Season

- 3 1979
- 2 1977
- 1980
- 1997

Most Punts Had Blocked, Game

- 2 vs. Kansas City 9/30/79
- 1 13 Times (Last: vs. Kansas City 1/6/01)

Most Consecutive Punts Without A Block

- 612 1980-88
- 521 1989-93
- 254 1993-96
- 1997-2000

INSIDE THE 20

Most Punts Inside the Opponents' 20 Yard Line, Season

- 34 1999
- 33 1994
- 29 1992

Fewest Punts Inside the Opponents' 20 Yard Line, Season

- 9 1982 (9 games)
- 10 1986
- 11 1977
- 1979
- 1991

Most Punts Inside the Opponents' 20 Yard Line, Game

- 6 vs. Minnesota 11/10/96
- vs. Kansas City 12/26/99
- at New York Giants 12/23/01
- 5 vs. New England 12/18/83
- vs. Denver 11/30/92 (OT)
- at Washington 9/4/94

PUNT RETURNS

Most Punt Returns, Season

- 53 1985
- 44 1984
- 41 1981
- 1998

Fewest Punt Returns, Season

- 21 1982 (9 games)
- 30 1989, 1999, 2000
- 31 1977

Most Punt Returns, Game

- 7 vs. Tampa Bay 10/17/76
- vs. N.Y. Jets 11/13/77
- 6 3 Times (Last: vs. L.A. Raiders 12/8/86)

Fewest Punt Returns, Game

- 0 32 Times (Last: vs. Oakland 11/11/01)

FAIR CATCHES

Most Fair Catches, Season

- 27 1992
- 24 1999
- 23 1994

Fewest Fair Catches, Season

- 4 1977
- 5 1978
- 6 4 Times (Last: 1983)

Most Fair Catches, Game

- 5 4 Times (Last: vs. Denver 11/30/92 [OT])

YARDS GAINED

Most Yards, Punt Returns, Season

- 484 1984
- 483 1985
- 457 1986

Fewest Yards, Punt Returns, Season

- 217 1977
- 228 1982 (9 games)
- 246 1976

Most Yards, Punt Returns, Game

- 106 at Pittsburgh 9/26/99
- 105 vs. N.Y. Giants 11/5/95
- 103 vs. Philadelphia 11/23/86
- 101 vs. Pittsburgh 9/7/86

Fewest Yards, Punt Returns, Game

- 2 vs. Washington 9/19/76
- at N.Y. Giants 10/25/92
- at Kansas City 9/15/96

AVERAGE YARDS RETURNING PUNTS

Highest Average, Punt Returns, Season

- 13.97 1999 (30-419)
- 12.80 2000 (30-384)
- 11.72 1986 (39-457)

Lowest Average, Punt Returns, Season

- 6.31 1976 (39-246)
- 6.70 1997 (37-248)
- 7.00 1977 (31-217)

TOUCHDOWNS RETURNING PUNTS

Most Touchdowns, Punt Returns, Season

- 2 1998
- 1 8 Times (Last: 1999)

Most Touchdowns, Punt Returns, Game
1 10 Times (Last: at Pittsburgh 9/26/99)

KICKOFF RETURNS

Most Kickoff Returns, Season

80 2000
79 1976
76 1997

Fewest Kickoff Returns, Season

29 1982 (9 games)
50 1990, 1992, 1993

Most Kickoff Returns, Game

9 vs. New Orleans 11/21/76
vs. Kansas City 11/27/83 (OT)
8 10 Times (Last: vs. Indianapolis 10/15/00)

Fewest Kickoff Returns, Game

0 4 Times (Last: at Detroit 10/17/93)

YARDS GAINED

Most Yards, Kickoff Returns, Season

1,932 2000
1,620 1995
1,605 1976

Fewest Yards, Kickoff Returns, Season

544 1982 (9 games)
885 1992
931 1993

Most Yards, Kickoff Returns, Game

268 vs. Indianapolis 10/15/00
251 vs. New Orleans 11/21/76
209 vs. Kansas City 11/27/83 (OT)

Fewest Yards, Kickoff Returns, Game

0 4 Times (Last: at Detroit 10/17/93)

AVERAGE YARDAGE

Highest Average, Kickoff Returns, Season

24.15 2000 (80-1,932)
23.59 1998 (64-1,510)
22.75 1999 (68-1,547)

Lowest Average, Kickoff Returns, Season

17.70 1992 (50-885)
18.52 1981 (69-1,278)
18.62 1993 (50-931)

TOUCHDOWNS

Most Touchdowns, Kickoff Returns, Season

1 5 Times (Last: 2000)

Most Touchdowns, Kickoff Returns, Game

1 at St. Louis 11/13/83
vs. Kansas City 10/8/89
at San Diego 10/30/94
vs. Washington 9/20/98
vs. Buffalo 12/23/00

FUMBLES

Most Fumbles, Season

43 1989
41 1981
38 1980

Fewest Fumbles, Season

21 1982 (9 games)
24 1984, 1995, 1996, 2001

Most Fumbles, Game

8 vs. Houston 11/20/77
vs. Kansas City 11/5/89
at Arizona 10/29/95 (OT)

FUMBLES LOST

Most Fumbles Lost, Season

23 1981
20 1983
19 1978, 1994

Fewest Fumbles Lost, Season

9 1995, 2001
11 1982 (9 games)
1997

Most Fumbles Lost, Game

5 vs. Green Bay 10/15/78
vs. Denver 12/13/81
4 5 Times (Last: vs. Oakland 11/1/98)

FUMBLES RECOVERED

Most Fumbles Rec., Season, Own and Opponents

44 1983 (16 own, 28 opp)
42 1989 (29 own, 13 opp)
41 1981 (14 own, 27 opp)

Fewest Fumbles Rec., Season, Own & Opponents

19 1982 (10 own, 9 opp) (9 games)
20 1995 (11 own, 9 opp)
21 1977 (10 own, 11 opp)
1986 (7 own, 14 opp)

Most Fumbles Rec., Game, Own & Opponents

8 vs. Cleveland 12/20/81 (1 own, 7 opp)
7 vs. Chicago 12/20/87 (4 own, 3 opp)
vs. San Diego 11/25/90 (4 own, 3 opp)

Most Own Fumbles Recovered, Season

29 1989
22 1980
18 1992

Fewest Own Fumbles Recovered, Season

7 1986
8 1984
9 1976
1991

Most Opponents Fumbles Recovered, Season

28 1983
27 1981
25 1984

Fewest Opponents Fumbles Recovered, Season

9 1982 (9 games)
1995
11 3 Times (Last: 1994)

Most Opponents Fumbles Recovered, Game

7 vs. Cleveland 12/20/81
6 at Oakland 12/22/96
5 vs. L.A. Raiders 10/16/83
vs. Cleveland 11/14/93

TOUCHDOWNS

Most Touchdowns, Opponent Fumbles Recovered, Season

3 1997
2 6 Times (Last: 2000)

Most TDs, Fumbles Recovered, Game, Own and Opponents

2 2 Times (Last: at New York Giants
12/23/01[Seattle-1, NY-1])
1 19 Times (Last: at Baltimore 12/7/97 [opp])

TURNOVERS

(Number of times losing the ball on interceptions and fumbles)

Most Turnovers, Season

- 48 1976 (30 ints, 18 fums)
- 45 1977 (32 ints, 13 fums)
- 43 1991 (26 ints, 17 fums)

Fewest Turnovers, Season

- 21 2001 (12 ints, 9 fums)
- 24 1982 (13 ints, 11 fums) (9 games)
- 27 1986 (14 ints, 13 fums)

Most Turnovers, Game

- 8 vs. Detroit 10/24/76 (6 ints, 2 fums)
vs. Denver 11/20/83 (4 ints, 4 fums)
- 7 3 Times (Last: at Arizona 10/29/95 [OT]
[4 ints, 3 fums])

Most Turnovers, Both Teams, Game

- 14 Seattle (4) vs. Cleveland (10) 12/20/81
- 11 Seattle (7) vs. Kansas City (4) 9/29/85
Seattle (8) at Arizona (3) 10/29/95 (OT)

Fewest Turnovers, Both Teams, Game

- 0 Seattle (0) vs. L.A. Raiders (0) 12/18/94
Seattle (0) at San Diego (0) 10/25/98
Seattle (0) at Kansas City (0) 11/25/01
- 1 19 Times (Last: Seattle [0] vs. Dallas [1]
12/16/01)

PENALTIES

Fewest Penalties, Season

- 59 1982 (9 games)
- 66 2001
- 76 1977

Most Penalties, Season

- 128 1984
- 117 1998
- 114 1994
- 112 1996

Fewest Penalties, Game

- 0 vs. Pittsburgh 12/6/87
vs. Dallas 12/16/01
- 1 vs. St. Louis 9/12/76
vs. L.A. Raiders 12/18/88
vs. St. Louis 9/10/00
at Cleveland 9/9/01
at Washington 11/4/01

Most Penalties, Game

- 17 vs. Green Bay 10/21/84
- 15 vs. Tampa Bay 10/17/76
vs. San Diego 10/9/83

Fewest Penalties, Both Teams, Game

- 5 Seattle (3) vs. Detroit (2) 12/2/84
Seattle (5) vs. New Orleans (0) 11/10/85
Seattle (3) vs. Kansas City (2) 12/1/91
Seattle (1) vs. St. Louis (4) 9/10/00
Seattle (1) at Cleveland (4) 9/9/01

Most Penalties, Both Teams, Game

- 35 Seattle (15) vs. Tampa Bay (20) 10/17/76
- 30 Seattle (13) vs. Kansas City (17) 11/8/98
- 28 Seattle (17) vs. Green Bay (11) 10/21/84
- 24 Seattle (10) vs. L.A. Raiders (14) 11/3/85

YARDS PENALIZED

Fewest Yards Penalized, Season

- 523 1982 (9 games)
- 579 2001
- 666 1977

Most Yards Penalized, Season

- 1,179 1984
- 918 1992
- 914 1998
- 911 1997

Fewest Yards Penalized, Game

- 0 vs. Pittsburgh 12/6/87
- 0 vs. Dallas 12/16/01
- 5 at Cleveland 9/9/01
- 10 5 Times (Last: at NY Giants 12/23/01)

Most Yards Penalized, Game

- 145 vs. Denver 12/8/79
- 141 at Oakland 11/15/98
- 134 vs. Denver 9/7/97
- 129 at Jacksonville 11/12/95

Fewest Yards Penalized, Both Teams, Game

- 26 Seattle (10) vs. St. Louis (16) 9/10/00
- 27 Seattle (20) vs. Kansas City (7) 12/1/91
- 30 Seattle (20) vs. Detroit (10) 12/2/84

Most Yards Penalized, Both Teams, Game

- 310 Seattle (120) vs. Tampa Bay (190) 10/17/76
- 273 Seattle (145) vs. Denver (128) 12/8/79
- 248 Seattle (96) vs. Kansas City (152) 11/8/98
- 236 Seattle (45) vs. Philadelphia (191) 2/13/92(OT)

TIME OF POSSESSION

Highest Average Time of Possession, Season

- 30:47 1990
- 30:47 1997
- 30:46 1984

Lowest Average Time of Possession, Season

- 27:05 1998
- 27:31 2000
- 27:48 1999

Highest Time of Possession, Game

- 41:35 vs. San Diego 11/22/87
- 40:21 vs. Denver 10/22/89 (OT)
- 39:55 vs. Pittsburgh 10/20/91

Lowest Time of Possession, Game

- 14:28 vs. L.A. Rams 11/4/79
- 17:10 vs. San Francisco 9/25/88
- 17:58 vs. New England 12/19/82



Randall Morris (1984-88)

DEFENSIVE RECORDS

SCORING

Fewest Points Allowed, Season

- 147 1982 (9 games)
- 261 1991
- 282 1984

Most Points Allowed, Season

- 429 1976
- 408 1980
- 405 2000

Fewest Points Allowed, Game

- 0 9 Times (Last: at Philadelphia 9/6/98)

Most Points Allowed, Game

- 51 vs. New Orleans 11/21/76
vs. Dallas 11/27/80
- 48 vs. Kansas City 11/27/83 (OT)

Fewest Touchdowns Allowed, Season

- 18 1982 (9 games)
- 25 1991
- 32 1990, 1992, 1993

Most Touchdowns Allowed, Season

- 53 1976
- 48 1983
- 47 1980

Fewest Touchdowns Allowed, Game

- 0 32 Times (Last: vs. Dallas 12/16/01)

Most Touchdowns Allowed, Game

- 7 vs. Dallas 11/27/80
vs. Kansas City 11/27/83
- 6 5 Times (Last: vs. Buffalo 12/23/00)

FIRST DOWNS

Fewest First Downs Allowed, Season

- 167 1982 (9 games)
- 247 1992
- 263 1991

Most First Downs Allowed, Season

- 371 1981
- 351 1983
- 350 1979

Fewest First Downs Allowed, Game

- 6 vs. San Diego 11/22/87
- 8 at N.Y. Jets 11/13/77
- 9 vs. Pittsburgh 9/7/86
vs. Indianapolis 9/29/91

Most First Downs Allowed, Game

- 32 at San Diego 9/15/85
- 31 at Chicago 12/20/87
at Denver 12/1/96
at NY Jets 12/6/98

Fewest First Downs Allowed, Rushing, Season

- 86 1982 (9 games)
- 1990
- 90 1985
- 91 2001

Most First Downs Allowed, Rushing, Season

- 175 1981
- 166 1976
- 153 1978

Fewest First Downs Allowed, Rushing, Game

- 0 at Green Bay 12/9/90
- 1 7 Times (Last: at San Diego 12/30/01)

Most First Downs Allowed, Rushing, Game

- 19 vs. New Orleans 11/21/76
- 18 3 Times (Last: at Kansas City 11/22/81)

Fewest First Downs Allowed, Passing, Season

- 68 1982 (9 games)
- 125 1977
- 129 1992

Most First Downs Allowed, Passing, Season

- 197 1998
- 195 1983
- 193 1993

Fewest First Downs Allowed, Passing, Game

- 2 4 Times (Last: at Indianapolis 9/14/97)

Most First Downs Allowed, Passing, Game

- 27 at San Diego 9/15/85
- 21 at NY Jets 12/6/98
- 20 5 Times (Last: at San Diego 12/30/01)

Fewest First Downs Allowed, Penalty, Season

- 12 1991
- 13 1982 (9 games)
- 16 1987, 1988, 1989

Most First Downs Allowed, Penalty, Season

- 33 1979
- 30 1996
- 29 1984
- 1998

Most First Downs Allowed, Penalty, Game

- 7 at Kansas City 10/17/96
- 5 4 Times (Last: at NY Jets 12/6/98)

OFFENSIVE PLAYS

Fewest Opponents Plays Allowed, Season

- 600 1982 (9 games)
- 950 1990
- 954 1987

Most Opponents Plays Allowed, Season

- 1137 1998
- 1126 1981
- 1085 1993
- 1078 1979, 1995

Fewest Opponents Plays Allowed, Game

- 39 vs. San Diego 11/22/87
- 41 vs. Pittsburgh 10/20/91
- 43 vs. L.A. Raiders 9/16/90

Most Opponents Plays Allowed, Game

- 95 vs. L.A. Rams 11/4/79
- vs. Philadelphia 12/13/92 (OT)
- 88 vs. Denver 10/29/78 (OT)

Fewest Opponents Plays Allowed, Rushing, Season

- 337 1982 (9 games)
- 413 1990
- 427 2001

Most Opponents Plays Allowed, Rushing, Season

- 614 1976
- 596 1977
- 588 1981

Fewest Opponents Plays Allowed, Rushing, Game

- 10 vs. Green Bay 12/9/90
- 12 vs. San Diego 11/22/87
- vs. Minnesota 11/10/96

Most Opponents Plays Allowed, Rushing, Game

- 63 vs. L.A. Rams 11/4/79
- 61 vs. Cincinnati 10/11/87
- 60 2 Times (Last: vs. Pittsburgh 10/23/83)

Fewest Opponents Plays Allowed, Passing, Season

- 253 1982 (9 games)
- 367 1977
- 394 1976

Most Opponents Plays Allowed, Passing, Season

- 650 1998
- 633 1993
- 582 1986
- 1995

Fewest Opponents Attempts Allowed, Passing, Game

- 9 at N.Y. Giants 10/25/92
- 10 vs. New England 12/4/88
- 11 vs. Cincinnati 10/11/87

Most Opponents Attempts Allowed, Passing, Game

- 63 at NY Jets 12/6/98
- 59 vs. Kansas City 9/11/88
- 55 vs. Kansas City 11/4/84
- at Houston 11/7/93

NET YARDS ALLOWED RUSHING & PASSING

Fewest Yards Allowed, Season

- 2794 1982 (9 games)
- 4583 1992
- 4606 1990

Most Yards Allowed, Season

- 6391 2000
- 6029 1983
- 5940 1981

Fewest Yards Allowed, Game

- 118 at Indianapolis 9/14/97
- 120 vs. Cleveland 9/3/84
- 124 vs. N.Y. Jets 11/13/77

Most Net Yards Allowed, Game

- 580 vs. San Francisco 9/25/88
- 579 vs. Buffalo 12/23/00
- 557 vs. San Diego 9/15/85

RUSHING

Fewest Yards Allowed, Rushing, Season

- 1461 1982 (9 games)
- 1606 1990
- 1660 1993

Most Yards Allowed Rushing, Season

- 2881 1976
- 2806 1981
- 2517 1978

Fewest Yards Allowed, Rushing, Game

- 13 vs. Green Bay 12/9/90
- 15 vs. Minnesota 11/10/96
- 17 vs. San Diego 11/22/87

Most Yards Allowed, Rushing, Game

- 356 vs. L.A. Raiders 11/30/87
- 303 vs. L.A. Rams 11/4/79
- 301 vs. Denver 11/26/00

Fewest Touchdowns Allowed, Rushing, Season

- 4 1991
- 7 1990
- 9 2001

Most Touchdowns Allowed, Rushing, Season

- 23 1979
- 21 1977
- 20 1976, 1978, 1981, 2000

Most Touchdowns Allowed, Rushing, Game

- 4 3 Times (Last: vs. Dallas 11/27/80)

PASSING

Fewest Net Yards Allowed, Passing, Season

- 1333 1982 (9 games)
- 2333 1977
- 2524 1976

Most Net Yards Allowed, Passing, Season

- 3972 1998
- 3937 2000
- 3831 1983

Fewest Net Yards Allowed, Passing, Game

- 12 at Philadelphia 12/6/98
- 15 vs. Kansas City 9/30/79
- 23 at Indianapolis 9/21/97
- 25 vs. N.Y. Jets 11/13/77

Most Net Yards Allowed, Passing, Game

- 494 vs. San Diego 9/15/85
- 427 vs. NY Jets 11/2/86
- 418 at NY Jets 12/6/98

Fewest Touchdowns Allowed, Passing, Season

- 4 1982 (9 games)
- 11 1992
- 15 1994

Most Touchdowns Allowed, Passing, Season

- 33 1983
- 28 1980
- 27 1976

Most Touchdowns Allowed, Passing, Game

- 5 vs. San Diego 9/15/85
- vs. San Francisco 9/25/88
- 4 10 Times (Last: vs. Denver 11/26/89)

SACKS

Most Sacks, Season

- 61 1985
- 55 1984
- 53 1998

Fewest Sacks, Season

- 17 1982 (9 games)
- 18 1977
- 25 1978

Most Sacks, Game

- 11 vs. L.A. Raiders 12/8/86
- 10 vs. Philadelphia 12/13/92 (OT)
- 9 vs. Philadelphia 11/23/86
- vs. Buffalo 12/8/96
- at Philadelphia 9/6/98

Most Opp. Yards Lost Attempting to Pass, Season

464 1985
398 1984
351 1983

Fewest Opp. Yards Lost Att. to Pass, Season

131 1977
135 1982 (9 games)
152 2000

Most Opp. Yards Lost Attempting to Pass, Game

89 vs. Philadelphia 12/13/92 (OT)
68 vs. L.A. Raiders 12/8/86
65 vs. L.A. Raiders 10/16/83

INTERCEPTIONS

Most Seasons Leading League

1 1984
1999

Most Passes Intercepted By, Season

38 1984
30 1999
26 1983

Fewest Passes Intercepted By, Season

9 1989
12 1990
13 1982 (9 games)
1997

Most Passes Intercepted By, Game

7 vs. San Diego 12/13/98
6 vs. Kansas City 11/4/84
5 vs. Houston 10/5/80
at Pittsburgh 12/6/92
at Pittsburgh 9/26/99

Most Consecutive Games, One or More Interceptions By

17 1983-84
11 1993
8 1990-91
1999

Most Yards, Returning Interceptions, Season

697 1984 (3rd in NFL history)
455 1998
397 1981
356 1977

Fewest Yards Returning Interceptions, Season

57 1989
95 1980
127 1995

Most Yards Returning Interceptions, Game

325 vs. Kansas City 11/4/84 (NFL record)
146 vs. Cincinnati 9/25/77
125 vs. Cleveland 12/20/81

Most TDs Returning Interceptions, Season

8 1998 (2nd in NFL history)
7 1984 (3rd in NFL history)
3 1981, 1985

Most Touchdowns Returning Interceptions, Game

4 vs. Kansas City 11/4/84 (NFL record)
2 vs. Chicago 9/23/83
vs. Arizona 9/13/98
1 36 Times (Last: vs. Dallas 12/16/01)

Most TDs Returning Interceptions, Both Teams, Game

4 Seattle (4) vs. K.C. (0) 11/4/84 (NFL record)
2 7 Times
(Last: Seattle [2] vs. Arizona [0] 9/13/98)

PUNTING

Fewest Opponent Punts, Season

50 1982 (9 games)
54 1977
55 1981

Most Opponent Punts, Season

97 1985
96 1992
83 1984

Fewest Opponent Punts, Game

0 at Oakland 12/16/79
1 18 Times (Last: vs. Buffalo 12/23/00)

Most Opponent Punts, Game

11 at Denver 10/25/85 (OT)
vs. Denver 11/30/92 (OT)
10 2 Times (Last: vs. Philadelphia 12/13/92 OT)

AVERAGE YARDAGE

Highest Opponent Average, Punting, Season

45.00 1995 (83-3735)
43.55 1998 (78-3,397)
42.49 1981 (55-2337)

Lowest Opponent Average, Punting, Season

35.00 1976 (65-2275)
35.96 1977 (54-1942)
37.91 1979 (69-2616)

Highest Opponent Average, Punting, Game (Min. 3)

56.6 at Denver 11/25/84 (5-283)
56.0 at Pittsburgh 9/26/99 (5-280)
53.0 vs. Pittsburgh 11/8/81 (3-156)

Lowest Opponent Average, Punting, Game (Min. 3)

17.0 vs. Buffalo 10/14/84 (4-69)
24.0 vs. San Diego 9/4/78 (4-72)
vs. Philadelphia 11/2/80 (3-72)

HAD BLOCKED

Most Opponent Punts Blocked, Season

4 1984, 1986
2 1976, 1977, 1980, 1985

Most Opponent Punts Blocked, Game

2 vs. Buffalo 10/14/84
at New England 9/21/86
1 17 Times (Last: vs. Denver 10/14/01)

Most Consecutive Opponent Punts Without A Block

512 1994-2000
258 1987-91
228 1991-94

INSIDE THE 20

Most Opponent Punts Inside the Opponents' 20, Season

25 1994, 2001
24 1995
23 1992, 1996, 1998, 1999

Fewest Opponent Punts Inside the Opponents' 20, Season

- 10 1976
- 1982 (9 games)
- 11 1977

Most Opponent Punts Inside the Opponents' 20, Game

- 4 8 Times (Last: vs. Philadelphia 12/13/92 [OT])

PUNT RETURNS**Fewest Opponents Punt Returns, Season**

- 19 1982 (9 games)
- 29 1990
- 32 1984, 1987, 2000

Most Opponents Punt Returns, Season

- 56 1976
- 1992
- 52 1996

Fewest Yards Allowed, Punt Returns, Season

- 69 1982 (9 games)
- 151 2000
- 153 1981

Most Yards Allowed, Punt Returns, Season

- 640 1996
- 549 1995
- 534 1976

Fewest Yards Allowed, Punt Returns, Game

- 12 vs. L.A. Rams 10/23/88
- 4 vs. Denver 11/30/92 (OT)
- 3 vs. Chicago 12/12/82

Most Yards Allowed, Punt Returns, Game

- 184 at Baltimore 12/7/97
- 110 at L.A. Raiders 12/12/93
- 110 at Denver 12/5/99

Most Seasons Leading League, Lowest Average Allowed, Punt Returns

- 1 1981
- 1983
- 1988

Lowest Average Allowed, Punt Returns, Season

- 3.63 1982 (19-69) (9 games)
- 4.64 1981 (33-153) (Led NFL)
- 4.72 2000 (32-151) (Led AFC)

Highest Average Allowed, Punt Returns, Season

- 12.31 1996 (52-640)
- 12.18 1997 (38-463)
- 11.44 1995 (48-549)

Longest Return Allowed, Game

- 95 vs. N.Y. Jets 11/9/87 (TD)
- 89 at Baltimore 12/7/97 (TD)
- 86 vs. Kansas City 11/22/92 (TD)
- vs. Denver 10/14/01 (TD)

Most Touchdowns Allowed, Punt Returns, Season

- 2 1990
- 1997
- 1 8 Times (Last: 2001)

Most Touchdowns Allowed, Punt Return, Game

- 2 at Baltimore 12/7/97
- 1 10 Times (Last: vs. Denver 10/14/01)

KICKOFF RETURNS**Fewest Opponent Kickoff Returns, Season**

- 24 1982 (9 games)
- 36 1992
- 44 1989

Most Opponent Kickoff Returns, Season

- 81 1999
- 77 1997
- 72 1996
- 70 1979, 1995

Fewest Opponent Kickoff Returns, Game

- 0 7 Times (Last: vs. Denver 11/28/93)

Most Opponent Kickoff Returns, Game

- 10 vs. Kansas City 9/20/87
- 9 3 Times (Last: vs. San Diego 11/16/81)

Fewest Yards Allowed, Kickoff Returns, Season

- 361 1982 (9 games)
- 685 1992
- 814 1989

Most Yards Allowed, Kickoff Returns, Season

- 1779 1997
- 1669 1995
- 1642 1996

Fewest Yards Allowed, Kickoff Returns, Game

- 0 6 Times (Last: at Denver 11/28/93)

Most Yards Allowed, Kickoff Returns, Game

- 230 vs. Kansas City 9/20/87
- 223 vs. Oakland 10/26/97
- 220 vs. Oakland 11/11/01

Most Seasons Leading League, Lowest Average Allowed, Kickoff Returns

- 1982, 1983

Lowest Average Allowed, Kickoff Returns, Season

- 15.04 1982 (24-36) (Led NFL) (9 games)
- 16.14 1983 (59-952) (Led NFL)
- 16.66 1984 (67-1,116)

Highest Avg. Allowed, Kickoff Returns, Season

- 24.80 1977 (50-1,240)
- 23.84 1995 (70-1,669)
- 23.10 1997 (77-1,779)

Longest Return Allowed, Game

- 99 vs. Kansas City 9/3/95
- 95 vs. Green Bay 11/15/78 (TD)
- vs. L.A. Raiders 11/28/88
- at Detroit 10/19/93 (TD)

Most TDs Allowed, Kickoff Returns, Season

- 2 1995
- 1 1978, 1987, 1993, 1997, 2001

Most TDs Allowed, Kickoff Returns, Game

- 1 7 Times (Last: vs. Oakland 11/11/01)

FUMBLES**Fewest Opponent Fumbles, Season**

- 17 1995
- 18 1982 (9 games)
- 20 1977

Most Opponent Fumbles, Season

- 47 1984
- 44 1983
- 43 1981

Most Opponent Fumbles, Game

- 9 vs. Cleveland 12/20/81
- at Oakland 12/22/96
- 7 3 Times (Last: vs. Cincinnati 10/11/87)

TAKEAWAYS

(Number of times taking ball from opponent on interceptions and fumbles)

Most Seasons Leading League in Most Takeaways

1 1984

Fewest Opponent Turnovers, Season

22 1982 (13 ints, 9 fums) (9 games)

54 1989 (9 ints, 13 fums)

25 1995 (16 ints, 9 fums)

Most Opponent Turnovers, Season

63 1984 (38 ints, 25 fums) (2nd in NFL history)

54 1983 (26 ints, 28 fums)

48 1981 (21 ints, 27 fums)

Most Opponent Turnovers, Game

10 vs. Cleveland 12/20/81 (3 ints, 7 fums)

8 3 Times (Last: vs. San Diego 12/13/98
(7 int, 2 fumbles))

TIME OF POSSESSION

Lowest Average Time of Possession Allowed, Season

29:13 1990

1997

29:14 1984

Highest Average Time of Possession Allowed, Season

32:55 1998

32:29 2000

32:12 1999

Least Time of Possession Allowed, Game

18:25 vs. San Diego 11/22/87

20:05 vs. Pittsburgh 10/20/91


20:56 vs. San Diego 9/18/83

Most Time of Possession Allowed, Game

46:47 vs. Philadelphia 12/13/92 (OT)

45:32 vs. L.A. Rams 11/4/79

42:50 vs. San Francisco 9/25/88



Kenny Easley (1981-87)

DEFENSIVE RECORDS

OPPONENT RECORDS

SCORING

POINTS

Most Points, Game

- 24 Terrell Middleton, Green Bay, at Milwaukee 10/15/78 (4 TDs)
Roy Green, at St. Louis 11/13/83 (4 TDs)
- 20 Joe Danelo, N.Y. Giants 10/18/81 (6 FGs, 2 PATs)

TOUCHDOWNS

Most Touchdowns, Game

- 4 Terrell Middleton, Green Bay, at Milwaukee 10/15/78 (4 Rush)
Roy Green, at St. Louis 11/13/83 (4 Rec)
- 3 Eric Dickerson, L.A. Rams 9/23/85 (3 Rush)
Bo Jackson, L.A. Raiders 11/30/87 (2 Rush, 1 Rec)
Marcus Allen, Kansas City 12/5/93 (3 Rush)
Antowain Smith, Buffalo 12/23/00 (3 Rush)


POINTS AFTER TOUCHDOWN

Most Points After Touchdown Attempted, Game

- 7 Rafael Septien, at Dallas 11/27/80
- 6 6 Times (Last: Steve Christie, vs. Buffalo 12/23/00)

Most Points After Touchdown, Game

- 7 Rafael Septien, at Dallas 11/27/80 (7 attempts)
- 6 5 Times (Last: Steve Christie, vs. Buffalo 12/23/00 [6 attempts])



Brian Bosworth (1987-89)

Most Points After Touchdown, No Misses, Game

- 7 Rafael Septien, at Dallas 11/27/80
- 6 5 Times (Last: Steve Christie vs. Buffalo 12/23/00)

FIELD GOALS

Most Field Goals Attempted, Game

- 6 Joe Danelo, N.Y. Giants 10/18/81
John Carney, at San Diego 9/5/93
Doug Pelfrey, Cincinnati 11/6/94 (OT)

Most Field Goals, Game

- 6 Joe Danelo, N.Y. Giants 10/18/81
John Carney, at San Diego 9/5/93
Doug Pelfrey, Cincinnati 11/6/94 (OT)

Most Field Goals, One Quarter

- 3 Rich Karlis, at Denver 11/20/83 (4th)
Al Del Greco, at Houston 11/7/93 (2nd)

Longest Field Goal

- 57 Nick Lowery, at Kansas City 9/14/80
Steve Cox, at Washington 9/28/86
- 55 Fred Steinfort, Denver 12/21/80

Longest Field Goal Attempted

- 66 Jason Elam, at Denver 12/10/95
- 64 Jason Elam, at Denver 12/5/99
- 61 Ali Haji-Sheikh, at N.Y. Giants 12/11/83
- 57 3 Times (Last: Kevin Butler, at Chicago 9/9/90)

Most Field Goals, No Misses, Game

- 6 Joe Danelo, N.Y. Giants 10/18/81
John Carney, at San Diego 9/5/93
Doug Pelfrey, Cincinnati 11/6/94 (OT)

Most Field Goals, 50 or More Yards, Game

- 2 By 5 Players (Last: John Carney, at San Diego 9/1/96)

SAFETIES

Most Safeties, Game

- 1 25 Times (Last: Team, vs. Detroit 9/12/99)

RUSHING

ATTEMPTS

Most Attempts, Game

- 39 Earl Campbell, at Houston 10/11/81
- 38 Edgerrin James, Indianapolis 10/15/00
- 37 Christian Okoye, at Kansas City 11/5/89

YARDS GAINED

Most Yards Gained, Game

- 221 Bo Jackson, L.A. Raiders 11/30/87
- 219 Edgerrin James, Indianapolis 10/15/00
- 208 Terrell Davis, Denver 10/8/98
- 195 Mike Anderson, Denver 11/26/00
- 186 Earl Campbell, at Houston 10/11/81
- 183 Walter Payton, Chicago 12/5/76
- 183 Olandis Gary, at Denver 12/19/99
- 178 Terrell Davis, at Denver 12/27/98

Most Games, 2 or More Players with 100 or More Yards Rushing

- 1 Jim Otis (140) and Terry Metcalf (113), St. Louis 9/12/76
Tom Sullivan (121) and Mike Hogan (104), at Philadelphia 12/12/76

Longest Run From Scrimmage

- 91 Bo Jackson, L.A. Raiders 11/30/87 (TD)
- 84 Ted McKnight, Kansas City 9/30/79 (TD)
- 80 Tyrone Wheatley, at Oakland 10/22/00 (TD)
- Mike Anderson, Denver 11/26/00 (TD)

AVERAGE GAIN

Highest Average Gain, Game (10 or More Attempts)

- 12.28 Bo Jackson, L.A. Raiders 11/30/87 (18-221)
- 12.25 Ted McKnight, Kansas City 9/30/79 (12-147)
- 11.00 Tony Reed, at Kansas City 12/17/78 (11-121)

TOUCHDOWNS

Most Touchdowns, Game

- 4 Terrell Middleton, Green Bay, at Milwaukee 10/15/78
- 3 Eric Dickerson, L.A. Rams 9/23/85
- Marcus Allen, Kansas City 12/5/93
- Antowain Smith, Buffalo 12/23/00

PASSING

ATTEMPTS

Most Passes Attempted, Game

- 63 Vinny Testaverde, at NY Jets 12/6/98
- 55 Warren Moon, at Houston 11/7/93
- 53 Steve Beuerlein, Phoenix 12/19/93 (OT)
- Doug Flutie, at San Diego 12/30/01

COMPLETIONS

Most Passes Completed, Game

- 42 Vinny Testaverde, at NY Jets 12/6/98
- 36 Warren Moon, at Houston 11/7/93
- 35 Kurt Warner, St. Louis 9/10/00

COMPLETION PERCENTAGE

Highest Completion %, Game (Min. 20 Attempts)

- 83.87 Fran Tarkenton, at Minnesota 11/14/76 (31-26)
- 81.25 Ken O'Brien, N.Y. Jets 11/2/86 (32-26)
- 80.10 Pat Haden, L.A. Rams 11/4/79 (21-17)

YARDS GAINED

Most Yards Gained, Game

- 440 Dan Fouts, at San Diego 9/15/85
- 432 John Elway, Denver 12/20/85
- 431 By 2 Players (Last: Steve Beuerlein, Phoenix 12/19/93 [OT])

Longest Pass Completion

- 99 Stan Humphries, to Tony Martin, San Diego 9/18/94 (TD) (ties NFL record)
- 92 Marc Wilson, to Marcus Allen, at L.A. Raiders 10/7/84
- Eric Zeier, to Derrick Alexander, at Baltimore 12/7/97

AVERAGE GAIN

Highest Average Gain, Game (20 Attempts)

- 16.26 Marc Wilson, at L.A. Raiders 10/7/84 (19-309)
- 14.64 Doug Flutie, Buffalo 12/23/00 (25-366)
- 13.47 Ken O'Brien, N.Y. Jets 11/2/86 (32-431)

TOUCHDOWNS

Most Touchdown Passes, Game

- 5 Neil O'Donnell, N.Y. Jets 8/31/97
- 4 9 Times (Last: John Elway, at Denver 12/27/98)

HAD INTERCEPTED

Most Passes Had Intercepted, Game

- 5 Ken Stabler, at Houston 10/5/80
- Craig Whelihan, San Diego 12/13/98
- 4 10 Times (Last: Sean Salisbury, San Diego 10/27/96)

Most Attempts, No Interceptions, Game

- 47 Kerry Collins, at NY Giants 12/23/01
- 45 Tony Eason, at New England 9/21/86
- 43 John Elway, at Denver 10/20/85 (OT)

RECEIVING

Most Pass Receptions, Game

- 13 Wes Chandler, at San Diego 9/15/85
- Tony Martin, at San Diego 9/10/95
- 12 Gary Clark, Phoenix 12/19/93 (OT)

YARDS GAINED

Most Yards Gained, Game

- 243 Wes Chandler, at San Diego 9/15/85
- 195 Al Toon, N.Y. Jets 11/2/86
- 173 Marcus Allen, at L.A. Raiders 10/7/84

Longest Pass Reception

- 99 Tony Martin, from Stan Humphries, San Diego 9/18/94 (TD) (ties NFL record)
- 92 Marcus Allen, from Marc Wilson, at L.A. Raiders 10/7/84
- Derrick Alexander, from Eric Zeier, at Baltimore 12/7/97

Most Games, 2 or More Players with 100 or More Yards Receiving

- 9 Times (Last: Amani Toomer (124) and Ike Hilliard (105), at NY Giants 12/23/01)

AVERAGE PER RECEPTION

Highest Average Per Reception, Game (5 Receptions)

- 34.60 Marcus Allen, at L.A. Raiders 10/7/84 (4-173) (pro-rated)
- 32.40 James Lofton, Green Bay, at Milwaukee 10/21/84 (5-162)
- 30.60 Derrick Alexander, Kansas City 10/02/00 (5-153)

TOUCHDOWNS


Most Touchdowns, Game

- 4 Roy Green, at St. Louis 11/13/83
- 3 4 Times (Last: Roy Green, Phoenix 9/17/89)

INTERCEPTIONS

Most Interceptions By, Game

- 4 Deron Cherry, at Kansas City 9/29/85 (ties NFL record)
- 3 Tony Greene, Buffalo 10/30/77
- Steve Wilson, at Denver 11/20/83



Bruce Scholtz (1982-88)

YARDS RETURNED

Most Yards Returned, Game

- 115 Fred Marion, New England 11/17/85
- 102 Gary Barbaro, at Kansas City 12/11/77
- 93 Levi Johnson, Detroit 10/24/76

Longest Return

- 102 Gary Barbaro, at Kansas City 12/11/77
(T3rd in NFL history)
- 83 Fred Marion, New England 11/17/85
- 82 Carlton Williamson, at San Francisco 11/25/85

TOUCHDOWNS

Most Touchdowns, Game

- 1 35 Times (Last: Jimmy Spencer, at Denver 12/10/00)

PUNTING

Most Punts, Game

- 11 Chris Norman, at Denver 10/20/85 (OT)
- Ruben Rodriguez, Denver 11/30/92 (OT)
- 10 Jeff Gossett, L.A. Raiders 10/18/92
- Jeff Feagles, Philadelphia 12/13/92 (OT)

Longest Punt

- 69 Shane Lechler, at Oakland 10/22/00
- 68 Josh Miller, at Pittsburgh 9/26/99
- 67 David Lee, Baltimore 11/12/78
- Brian Hansen, at New England 10/7/90

AVERAGE YARDAGE

Highest Average Punting, Game (Minimum 4 Punts)

- 56.00 Josh Miller, Pittsburgh 9/26/99 (5-280)
- 52.40 Sean Landeta, Philadelphia 9/23/01 (5-262)
- 52.25 Lee Johnson, Cincinnati 11/6/94 (4-209) (OT)

INSIDE THE 20

Most Punts Inside the 20, Game

- 4 10 Times (Last: Rodney Williams at NY Giants 12/23/01)

TOUCHBACKS

Most Touchbacks, Game

- 3 George Roberts, at Miami 9/9/79
- Max Runager, at San Francisco 11/25/85



Terry Beeson (1977-81)

- 2 16 Times (Last: Shane Lechler, at Oakland 9/30/01)

HAD BLOCKED

Most Punts Had Blocked, Game

- 2 John Kidd, Buffalo 10/14/84
- Rich Camarillo, at New England 9/21/86
- 1 16 Times (Last: Tom Rouen, Denver 10/14/01)

PUNT RETURNS

Most Punt Returns, Game

- 8 Vai Sikaheima, Philadelphia 12/13/92 (OT)
- 7 Rolland Lawrence, Atlanta 11/7/76
- Pete Shaw, at N.Y. Giants 12/11/83
- Brian Mitchell, Philadelphia 9/23/01

FAIR CATCHES

Most Fair Catches, Game

- 6 Greg Pruitt, at L.A. Raiders 10/7/84
- 5 Greg Pruitt, L.A. Raiders 11/12/84
- Emile Harry, at Kansas City 11/9/86

YARDS GAINED

Most Yards Gained, Game

- 184 Jermaine Lewis, at Baltimore 12/7/97
- 133 Desmond Howard, at Oakland 11/15/98
- 110 Tim Brown, at L.A. Raiders 12/12/93
- 110 Tim Watson, at Denver 12/19/99
- 100 Dale Carter, Kansas City 11/22/92

Longest Punt Return

- 91 JoJo Townsell, N.Y. Jets 11/9/87 (TD)
- 89 Jermaine Lewis, at Baltimore 12/7/97 (TD)
- 86 Dale Carter, Kansas City 11/22/92 (TD)
- Deltha O'Neal, Denver 10/14/01 (TD)

AVERAGE YARDAGE

Highest Average, Game (Minimum 3 Returns)

- 36.80 Jermaine Lewis, at Baltimore 12/7/97 (5-184)
- 32.67 David Meggett, at N.Y. Giants 11/19/89 (3-98)
- 31.67 JoJo Townsell, at N.Y. Jets 11/9/87 (3-95)

TOUCHDOWNS

- 2 Jermaine Lewis, at Baltimore 12/7/97
- 1 11 Times (Last: Deltha O'Neal, Denver 10/14/01)

KICKOFF RETURNS

Most Kickoff Returns, Game

- 10 Desmond Howard, Oakland 10/26/97
- 9 Paul Palmer, at Kansas City 9/20/87
- 8 By 2 Player (Last: Andre Coleman, San Diego 10/27/96)

YARDS GAINED

Most Yards Gained, Game

- 223 Desmond Howard, Oakland 10/26/97
- 221 Paul Palmer, at Kansas City 9/20/87
- 206 Andre Coleman, San Diego 10/27/96

Longest Kickoff Return

- 95 Steve Odum, Green Bay, at Milwaukee 10/15/78 (TD)
- Tim Brown, L.A. Raiders 11/28/88
- Mel Gray, at Detroit 10/17/93 (TD)

HIGHEST YARDAGE

- Highest Average, Game (Minimum 3 Returns)
48.33 Byron Hanspard, Atlanta 11/30/97 (3-145)
44.33 Paul Palmer, at Kansas City 12/27/87 (3-133)
35.60 Tim Brown, L.A. Raiders 11/28/88 (5-178)

TOUCHDOWNS

Most Touchdowns, Game

- 1 By 6 Players (Last: Byron Hanspard, Atlanta 11/30/97 [93 yards])

COMBINED KICK RETURNS

Most Combined Kick Returns, Game

- 11 Vai Sihakema, Philadelphia 12/13/92 (OT) (8-P, 3-K)
Desmond Howard, Oakland 10/26/97 (1-P, 10-K)
10 Rolland Lawrence, Atlanta 11/7/76 (7-P, 3-K)
Glyn Milburn, at Denver 12/10/95 (5-P, 5-K)

YARDS GAINED

Most Yards Returned, Game

- 228 Glyn Milburn, at Denver 12/10/95 (95-P, 133-K)
223 Desmond Howard, Oakland 10/26/97 (223-K)
221 Paul Palmer, Kansas City 9/20/87 (221-K)

TOUCHDOWNS

Most Touchdowns, Game

- 2 Jermaine Lewis, at Baltimore 12/7/97
1 16 Times (Last: Chris Watson, at Denver 12/19/99)

COMBINED NET YARDS GAINED

Yards Gained Via Rushing, Receiving, Interception Return, Punt Return, Kickoff Return, and Fumble Return

ATTEMPTS

Most Attempts, Game

- 42 Earl Campbell, at Houston 10/11/81
39 Barry Foster, at Pittsburgh 12/6/92
38 Edgerrin James, Indianapolis 10/15/00

YARDS GAINED

Most Yards Gained, Game

- 404 Glyn Milburn, at Denver 12/10/95 (NFL record)
306 Tim Brown, L.A. Raiders 11/28/88
290 Lionel James, at San Diego 9/15/85

TACKLES

Most Tackles, Game

- 19 Randy Gradishar, Denver 10/29/78
16 5 Times (Last: Dino Hackett, at K.C. 9/20/87)

SACKS

Most Sacks, Game

- 7.0 Derrick Thomas, at Kansas City 11/11/90 (NFL record)
4.0 By 3 Players (Last: Anthony Smith, L.A. Raiders 9/12/93)

FORCED FUMBLES

Most Forced Fumbles, Game

- 2 15 Times (Last: Charles Woodson, Oakland 12/16/00)

FUMBLES

Most Fumbles, Game

- 5 Dave Walter, Cincinnati 10/11/87
4 3 Times (Last: Paul McDonald, Cleveland 12/20/81)

Most Own Fumbles Recovered, Game

- 3 Craig Erickson, at Miami 10/6/96
2 12 Times (Last: John Elway, Denver 11/28/93)

Most Opponents' Fumbles Recovered, Game

- 2 9 Times (Last: Bill Romanowski, Denver 9/8/96)

Longest Fumble Return

- 86 Derrick Thomas, Kansas City 12/5/93 (TD)
75 Ray Bentley, Cincinnati 9/6/92 (TD)
46 Lucius Sanford, Buffalo 10/14/84 (TD)

TOUCHDOWNS

Most Touchdowns, Game (Opponents' Recovered)

- 1 18 Times (Last: 13 yards, Michael Strahan, NY Giants 12/23/01)

Most Touchdowns, Game (Own Recovered)

- 1 Tim Brown, at L.A. Raiders 12/18/88

BLOCKED KICKS

Most Blocked Punts, Game

- 1 14 Times (Last: Glen Cadrez, Kansas City 1/6/01)

Most Blocked Field Goals, Game

- 1 10 Times (Last: Eric Swann, at Arizona 10/29/95)

Most Blocked PATs, Game

- 1 7 Times (Last: Michael Carter, at San Francisco 11/25/85)

Most Blocked Kicks (Field Goals and PATs), Game

- 1 18 Times (Rob Holmberg, at Oakland 12/22/96)

Longest Return of Blocked Punt

- 23 Frank Duncan, San Diego 9/7/80
0 6 Times (Last: Jessie Small, Philadelphia 9/10/89)

Longest Return of Blocked Field Goal

- 58 Dave Waymer, New Orleans 10/16/88 (TD)
0 7 Times (Last: Albert Lewis, at Kansas City 1/2/94 [TD])

Touchdowns with Blocked Kick Recovery

- 1 Dave Waymer, N.O. 10/16/88 (FG, 58 yds)
Albert Lewis, at Kansas City 1/2/94 (punt, 0 yds)

INDIVIDUAL POSTSEASON RECORDS

SERVICE

Most Games, Career

- 7 Edwin Bailey, 1983-84, 1987-88
 - Jeff Bryant, 1983-84, 1987-88
 - Greg Gaines, 1983-84, 1987-88
 - Jacob Green, 1983-84, 1987-88
 - Norm Johnson, 1983-84, 1987-88
 - Dave Krieg, 1983-84, 1987-88
 - Steve Largent, 1983-84, 1987-88
 - Paul Moyer, 1983-84, 1988
 - Joe Nash, 1983-84, 1987-88
 - Bruce Scholtz, 1983-84, 1987-88
 - Mike Tice, 1983-84, 1987-88
- 6 5 players

Most Starts, Career

- 7 Edwin Bailey, 1983-84, 1987-88
 - Jeff Bryant, 1983-84, 1987-88
 - Jacob Green, 1983-84, 1987-88
 - Dave Krieg, 1983-84, 1987-88
 - Steve Largent, 1983-84, 1987-88
 - Joe Nash, 1983-84, 1987-88
 - Bruce Scholtz, 1983-84, 1987-88
- 6 3 players

SCORING

POINTS

Most Points, Career

- 38 Norm Johnson, 1983-84, 1987-88
(8 FG, 14 PAT) 7 games
- 24 Steve Largent, 1983-84, 1987-88 (4 TD) 7 games
- 12 Curt Warner, 1983, 1988 (2 TD) 4 games

Most Points, Game

- 12 Curt Warner, at Miami 12/31/83 (2 TD)
 - Steve Largent, at Houston 1/3/88 (2 TD) (OT)
- 8 2 players
(Last: Norm Johnson, at Houston 1/3/88
[2FG, 2 PAT]) (OT)

TOUCHDOWNS

Most Touchdowns, Career

- 4 Steve Largent, 1983-84, 1987-88 7 games (4-P)
 - 2 Curt Warner, 1983, 1988 4 games (2-R)
- 1 11 players

Most Touchdowns, Game

- 2 Curt Warner, at Miami 12/31/83 (2-R)
 - Steve Largent, at Houston 1/3/88 (2-P) (OT)
- 1 By 13 players

Most Consecutive Games Scoring Touchdown

- 2 Steve Largent, 1984, 1987
- 1 12 Times (Last: John L. Williams and
Dave Krieg, at Cincinnati 12/31/88)

POINTS AFTER TOUCHDOWN

Most Points After Touchdown, Career

- 14 Norm Johnson, 1983-84, 1987-88, 7 games (15 att)
- 2 Todd Peterson, 1999 1 game (2 att.)

Most Points After Touchdown, Game

- 4 Norm Johnson, vs. Denver 12/24/83 (4 att)
- 3 Norm Johnson, at Miami 12/31/83 (3 att)
- 2 By three times (Last: Todd Peterson, vs.
Miami, 1/9/00)

FIELD GOALS

Most Field Goals Attempted, Career

- 10 Norm Johnson, 1983-84, 1987-88 (7 games)

Most Field Goals Attempted, Game

- 3 Norm Johnson, at Miami 12/31/83 (D)
- 2 3 Times (Last: Norm Johnson, at Houston
1/3/88 [OT])
- 1 Todd Peterson, vs. Miami 1/9/00

Longest Field Goal Attempted

(all successful unless otherwise noted)

- 50 Todd Peterson, vs. Miami 1/9/00
- 48 Norm Johnson, at Miami 12/31/83
(blocked)
- 44 Norm Johnson, vs. L.A. Raiders 12/22/84
- 41 2 Times (Last: Norm Johnson, at Houston 1/3/88)

Most Field Goals, Career

- 8 Norm Johnson, 1983-84, 1987-88 7 games
(10 att)
- 1 Todd Peterson, 1999 1 game (1 att.)

Most Field Goals, Game

- 2 Norm Johnson, at Miami 12/31/83 (3 att)
- Norm Johnson, vs. L.A. Raiders 12/22/84 (2 att)
- Norm Johnson, at Houston 1/3/88 (2 att)

Most Consecutive Field Goals

- 5 Norm Johnson, 1983-84
- 2 Norm Johnson, 1987-88 (current)

Longest Field Goal

- 50 Todd Peterson, vs. Miami 1/9/00
- 44 Norm Johnson, vs. L.A. Raiders 12/22/84
- 41 Norm Johnson, at Houston 1/3/88 (OT)
- 37 By 2 players (Last: N. Johnson, at Mia 12/31/83)

Highest Field Goal Percentage, Career

- 80.0 Norm Johnson, 1983-84, 1987-88,
7 games (8-10)

SAFETIES

Most Safeties, Career

None

Most Safeties, Game

None

RUSHING

Most Attempts, Career

- 71 Curt Warner, 1983, 1988 4 Games
- 39 Dan Doornink, 1983-84, 5 Games
- 31 David Hughes, 1983-84, 5 Games

Most Attempts, Game

- 29 Curt Warner, at Miami 12/31/83
- Dan Doornink, vs. L.A. Raiders 12/22/84
- 23 Curt Warner, vs. Denver 12/24/83

YARDS GAINED

Most Yards Gained, Career

- 249 Curt Warner, 1983, 1988 4 Games
- 161 Dan Doornink, 1983-84, 5 Games
- 119 David Hughes, 1983-84, 5 Games

Most Yards Gained, Game

- 126 Dan Doornink, vs. L.A. Raiders 12/22/84
- 113 Curt Warner, at Miami 12/31/83
- 99 Curt Warner, vs. Denver 12/24/83

Most Games, 100 or More Yards Rushing, Career

- 1 Dan Doornink, 1983-84
- Curt Warner, 1983, 1988

Most Consecutive Games, 100 or More Yards Rushing

- 1 Dan Doornink, 1984
- Curt Warner, 1983, 1988

Longest Run From Scrimmage

- 15 Curt Warner, vs. Denver 12/24/83
- 14 Dan Doornink, vs. L.A. Raiders 12/22/84
- 13 Dave Krieg, vs. L.A. Raiders 12/22/84

AVERAGE GAIN

Highest Average Gain, Career (Min. 30 Attempts)

- 4.13 Dan Doornink, 1983-84, 5 games (39-161)
- 3.84 David Hughes, 1983-84, 5 games (31-119)
- 3.51 Curt Warner, 1983, 1988 4 games (71-249)

Highest Average Gain, Game (Min. 20 attempts)

- 4.34 Dan Doornink, vs. L.A. Raiders 12/22/84 (29-126)
- 4.30 Curt Warner, vs. Denver 12/24/83 (23-99)
- 3.90 Curt Warner, at Miami 12/31/83 (29-113)

TOUCHDOWNS

Most Touchdowns, Career

- 2 Curt Warner, 1983, 1988 4 games
- 1 David Hughes, 1983-84, 5 games
- Dave Krieg, 1983-84, 1987-88, 7 games

Most Touchdowns, Game

- 2 Curt Warner, at Miami 12/31/83
- 1 David Hughes, vs. Denver 12/24/83
- Dave Krieg, at Cincinnati 12/31/88

Most Consecutive Games Rushing for Touchdowns

- 1 David Hughes, 1983
- Curt Warner, 1983
- Dave Krieg, 1988

PASSING

PASS RATING

Highest Pass Rating, Career (Min. 100 attempts)

- 76.1 Dave Krieg, 1983-84, 1987-88, 7 games

ATTEMPTS

Most Passes Attempted, Career

- 183 Dave Krieg, 1983-84, 1987-88, 7 games
- 30 Jon Kitna, 1999 1 game
- 28 Jim Zorn, 1983-84, 5 games
- 1 John L. Williams, 1987-88, 2 games

Most Passes Attempted, Game

- 50 Dave Krieg, at Cincinnati 12/31/88
- 38 Dave Krieg, at Houston 1/3/88 (OT)
- 35 Dave Krieg, at Miami 12/29/84

COMPLETIONS

Most Passes Completed, Career

- 94 Dave Krieg, 1983-84, 1987-88, 7 games
- 14 Jim Zorn, 1983-84, 5 games
- 14 Jon Kitna, 1999 1 game

Most Passes Completed, Game

- 24 Dave Krieg, at Cincinnati 12/31/88
- 20 Dave Krieg, at Miami 12/29/84
- 16 Dave Krieg, at Houston 1/3/88 (OT)
- 14 Jon Kitna, vs. Miami 1/9/00

COMPLETION PERCENTAGE

Highest Completion %, Career (Min. 100 attempts)

- 51.37 Dave Krieg, 1983-84, 1987-88, 7 games (183-94)

Highest Completion %, Game (15 Completions)

- 57.1 Dave Krieg, at Miami 12/29/84 (35-20)
- 53.6 Dave Krieg, at Miami 12/31/83 (28-15)
- 48.0 Dave Krieg, at Cincinnati 12/31/88 (50-24)

YARDS GAINED

Most Yards Gained, Career

- 1,252 Dave Krieg, 1983-84, 1987-88, 7 games
- 162 Jon Kitna, 1999 1 game
- 134 Jim Zorn, 1983-84, 5 games

Most Yards Gained, Game

- 297 Dave Krieg, at Cincinnati 12/31/88
- 237 Dave Krieg, at Houston 1/3/88 (OT)
- 234 Dave Krieg, at Miami 12/29/84

Most games, 300 or More Yards Passing, Career

None

Most Consecutive Games, 300 or More Yards Passing

None

Longest Pass Completion

- 56 Dave Krieg (to Steve Largent) at Miami 12/29/84 (TD)
- 41 Dave Krieg (to Paul Johns) vs. Denver 12/24/83
- 40 Dave Krieg (to Steve Largent) at Miami 12/31/83

AVERAGE GAIN

Highest Average Gain, Career (Min. 100 attempts)

- 6.84 Dave Krieg, 1983-84, 1987-88, 7 games (183-1,252)

Highest Average Gain, Game (20 Attempts)

- 6.86 Dave Krieg, at Miami 12/31/83 (28-192)
- 6.69 Dave Krieg, at Miami 12/29/84 (35-234)
- 6.24 Dave Krieg, at Houston 1/3/88 (38-237) (OT)

TOUCHDOWNS

Most Touchdown Passes, Career

- 9 Dave Krieg, 1983-84, 1987-88, 7 games
- 2 Jim Zorn, 1983-84, 5 games

Most Touchdown Passes, Game

- 3 Dave Krieg, vs. Denver 12/24/83
- 2 Jim Zorn, at L.A. Raiders 1/8/84
- Dave Krieg, at Houston 1/3/88 (OT)

Most Consecutive Games, Touchdown Pass

- 4 Dave Krieg, 1984, 1987-88
2 Dave Krieg, 1983

HAD INTERCEPTED**Lowest %, Passes Had Intercepted, Career (Min. 100 att)**

- 3.28 Dave Krieg, 1987-88, 7 games (6-183)

Most Attempts Without Interception, Game

- 38 Dave Krieg, at Houston 1/3/88 (OT)
35 Dave Krieg, at Miami 12/29/84
13 Dave Krieg, vs. Denver 12/24/83

Most Passes Had Intercepted, Career

- 6 Dave Krieg, 1983-84, 1987-88, 7 games
2 Jim Zorn, 1983-84, 5 games
Jon Kitna, 1999 1 game

Most Passes Had Intercepted, Game

- 3 Dave Krieg, at L.A. Raiders 1/8/84
2 Jim Zorn, at L.A. Raiders 1/8/84
Dave Krieg, at Cincinnati 12/31/88
Jon Kitna, vs. Miami 1/9/00

Most Consecutive Passes Without Interception

- 87 Dave Krieg, 1984, 1987-88

PASS RECEIVING**RECEPTIONS****Most Receptions, Career**

- 23 Steve Largent, 1983-84, 1987-88, 7 games
15 Dan Doornink, 1983-84, 5 games
13 John L. Williams, 1987-88, 2 games

Most Receptions, Game

- 11 John L. Williams, at Cincinnati 12/31/88
7 Steve Largent, at Houston 1/3/88 (OT)
6 Dan Doornink, at L.A. Raiders 1/8/84
Steve Largent, at Miami 12/29/84
Dan Doornink, at Miami 12/29/84

Most Consecutive Games, Pass Reception

- 4 Dan Doornink, 1983-84
Curt Warner, 1983, 1988
3 By 4 players

YARDS GAINED**Most Yards Gained, Career**

- 434 Steve Largent, 1983-84, 1987-88, 7 games
168 Paul Johns, 1983, 3 games
142 John L. Williams, 1987-88, 2 games

Most Yards Gained, Game

- 137 John L. Williams, at Cincinnati 12/31/88
132 Steve Largent, at Houston 1/3/88 (OT)
128 Steve Largent, at Miami 12/29/84

Most Games, 100 or More Yards Receiving, Career

- 2 Steve Largent, 1983-84, 1987-88, 7 games
1 John L. Williams, 1987-88, 2 games

Most Consecutive Games, 100 or More Yards Receiving, Career

- 2 Steve Largent, 1984, 1987
1 John L. Williams, 1988

Longest Reception

- 56 Steve Largent, (from Dave Krieg) at Miami 12/29/84 (TD)
41 Paul Johns, (from Dave Krieg) at Miami 12/31/83
40 Steve Largent, (from Dave Krieg) at Miami 12/31/83

AVERAGE GAIN**Highest Average Gain, Career (Min. 10 Receptions)**


- 18.87 Steve Largent, 1983-84, 1987-88, 7 games (23-434)
15.27 Paul Johns, 1983, 3 games (11-168)
10.92 John L. Williams, 1987-88, 2 games (13-142)

Highest Average Gain, Game (Min. 3 Receptions)

- 21.33 Steve Largent, at Miami 12/29/84 (6-128)
19.00 Steve Largent, vs. Denver 12/24/83 (4-76)
18.86 Steve Largent, at Houston 1/3/88 (7-132)(OT)

TOUCHDOWNS**Most Touchdowns, Career**

- 4 Steve Largent, 1983-84, 1987-88, 7 games
1 By 8 players



Reggie McKenzie (1983-84)

Most Touchdowns, Game

- 2 Steve Largent, at Houston 1/3/88 (OT)
- 1 By 10 (Last: Sean Dawkins, vs. Miami 1/9/00)

Most Consecutive Games, Touchdown Passes Caught

- 2 Steve Largent, 1984, 1987
- 1 By 9 players

INTERCEPTIONS BY

Most Interceptions, Career

- 4 John Harris, 1983-84, 5 games
- 2 Gregory Johnson, 1983, 3 games
- Kerry Justin, 1983, 3 games

Most Interceptions, Game

- 2 John Harris, at Miami 12/29/84
- 1 By 9 (Last: Melvin Jenkins, at Hou. 1/3/88-OT)

YARDS GAINED

Most Yards Gained, Career

- 45 John Harris, 1983-84, 5 games
- Kerry Justin, 1983, 3 games
- 28 Melvin Jenkins, 1987-88, 1 game

Most Yards Gained, Game

- 45 Kerry Justin, vs. Denver 12/24/83
- John Harris, at Miami 12/29/84
- 28 Melvin Jenkins, at Houston 1/3/88 (OT)

Longest Return

- 45 Kerry Justin, vs. Denver 12/24/83
- 32 John Harris, at Miami 12/29/84
- 28 Melvin Jenkins, at Houston 1/3/88 (OT)

TOUCHDOWNS

Most Touchdowns, Career

None

Most Touchdowns, Game

None

PUNTING

Most Punts, Career

- 27 Jeff West, 1983-84, 5 games
- 13 Ruben Rodriguez, 1987-88, 2 games

Most Punts, Game

- 8 Jeff West, vs. L.A. Raiders 12/22/84
- 7 Jeff West, at Miami 12/29/84
- Ruben Rodriguez, at Houston 1/3/88 (OT)
- Jeff Feagles, vs. Miami 1/9/00

Longest Punt

- 58 Jeff West, at Miami 12/29/84
- 56 Ruben Rodriguez, at Houston 1/3/88 (OT)
- 54 Ruben Rodriguez, at Cincinnati 12/31/88
- Jeff Feagles, vs. Miami 1/9/00

AVERAGE YARDAGE

Highest Average, Career (20 Punts)

- 36.96 Jeff West, 1983-84, 5 games (27-998)

Highest Average, Game (4 Punts)

- 47.86 Jeff Feagles, vs. Miami 1/9/00 (7-335)
- 44.25 Ruben Rodriguez, at Houston 1/3/88 (7-310) (OT)
- 44.17 Ruben Rodriguez, at Cincinnati 12/31/88 (6-265)
- 38.00 Jeff West, at Miami 12/31/83 (4-152)

PUNT RETURNS

Most Punt Returns, Career

- 7 Bobby Joe Edmonds, 1987-88, 2 games
- 6 Kenny Easley, 1983-84, 1987, 6 games
- 4 Paul Johns, 1983, 3 games

Most Punt Returns, Game

- 5 Kenny Easley, vs. L.A. Raiders 12/22/84
- Bobby Joe Edmonds, at Cin. 12/31/88
- 4 Paul Johns, vs. Denver 12/24/83

YARDS GAINED

Most Yards Gained, Career

- 96 Bobby Joe Edmonds, 1987-88, 2 games
- 58 Paul Johns, 1983, 3 games
- 57 Kenny Easley, 1983-84, 1987, 6 games

Most Yards Gained, Game

- 66 Bobby Joe Edmonds, at Houston 1/3/88 (OT)
- 58 Paul Johns, vs. Denver 12/24/83
- 52 Kenny Easley, vs. L.A. Raiders 12/22/84

Longest Return

- 54 Bobby Joe Edmonds, at Houston 1/3/88 (OT)
- 19 Paul Johns, vs. Denver 12/24/83
- 17 By 2 (Last: Kenny Easley, vs. L.A. Raiders 12/22/84)

AVERAGE YARDAGE

Highest Average, Career (Minimum 4 Returns)

- 14.50 Paul Johns, 1983, 3 games (4-58)
- 13.71 Bobby Joe Edmonds, 1987-88, 2 games (7-96)
- 9.50 Kenny Easley, 1983-84, 5 games (6-57)

Highest Average Gain, Game (Minimum 3 Returns)

- 14.5 Paul Johns, vs. Denver 12/24/83 (4-58)
- 10.4 Kenny Easley, vs. L.A. Raiders 12/22/84 (5-52)

TOUCHDOWNS

Most Touchdowns, Career

None

Most Touchdowns, Game

None

KICKOFF RETURNS

Most Kickoff Returns, Career

- 7 Zachary Dixon, 1983, 3 games
- Bobby Joe Edmonds, 1987-88, 2 games
- David Hughes, 1983-84, 5 games

Most Kickoff Returns, Game

- 5 Bobby Joe Edmonds, at Houston 1/3/88 (OT)
- 4 Charlie Rogers, vs. Miami 1/9/00
- 3 Zachary Dixon, at L.A. Raiders 1/8/84
- 2 By 6 (Last: Bobby Joe Edmonds, at Cincinnati 12/31/88)

YARDS GAINED**Most Yards Gained, Career**

- 183 Zachary Dixon, 1983, 3 games
- 163 David Hughes, 1983-84, 5 games
- 159 Charlie Rogers, 1999 1 game
- 149 Bobby Joe Edmonds, 1987-88, 2 games

Most Yards Gained, Game

- 159 Charlie Rogers, vs. Miami 1/9/00
- 109 Bobby Joe Edmonds, at Houston 1/3/88 (OT)
- 86 Zachary Dixon, at Miami 12/31/83
- 60 David Hughes, at L.A. Raiders 1/8/84

Longest Return

- 85t Charlie Rogers, vs. Miami 1/9/00
- 59 Zachary Dixon, at Miami 12/31/83
- 35 Bobby Joe Edmonds, at Houston 1/3/88 (OT)
- 34 David Hughes, at L.A. Raiders 1/8/84

AVERAGE YARDAGE**Highest Average, Career (Minimum 5 Returns)**

- 26.14 Zachary Dixon, 1983, 3 games (7-183)
- 23.29 David Hughes, 1983-84, 5 games (7-163)
- 21.29 Bobby Joe Edmonds, 1987-88, 2 games (7-149)

Highest Average, Game (Minimum 3 Returns)

- 39.75 Charlie Rogers, vs. Miami 1/9/00
- 21.80 Bobby Joe Edmonds, vs Houston 1/3/88 (5-109) (OT)
- 18.00 Zachary Dixon, at L.A. Raiders 1/8/84 (3-54)

TOUCHDOWNS**Most Touchdowns, Career**

- 1 Charlie Rogers 1999, 1 game

Most Touchdowns, Game

- 1 Charlie Rogers, vs. Miami 1/9/00

FUMBLES**Most Fumbles, Career**

- 2 John L. Williams, 1987-88, 2 games
- 1 By 3 players

Most Fumbles, Game

- 1 By 5 (Last: John L. Williams, at Cincinnati 12/31/88)

RECOVERIES**Most Own Fumbles Recovered, Career**

- 1 Ron Essink, 1983-84, 5 games
- Pete Metzelaars, 1983-84, 5 games

Most Opponents Fumbles Recovered, Career

- 2 Jeff Bryant, 1983-84, 1987-88, 7 games
- 1 By 8 players

Most Fumbles Recovered, Game, Own and Opponents

- 2 Jeff Bryant, at L.A. Raiders 1/8/84 (2-Opp)
- 1 By 10 (Last: Melvin Jenkins [opp] and Joe Nash [opp], at Cincinnati 12/31/88 (D))

YARDS GAINED**Longest Return**

- 0 14 Times (Last: Joe Nash, at Cin. 12/31/88)

TOUCHDOWNS**Most Touchdowns**

None

TACKLES**Most Tackles, Career**

- 48 Keith Butler, 1983-84, 1987, 6 games
- 46 Kenny Easley, 1983-84, 1987, 6 games
- 36 Jacob Green, 1983-84, 1987-88, 7 games

Most Tackles, Game

- 17 Brian Bosworth, at Houston 1/3/88 (OT)
- 15 Eugene Robinson, at Houston 1/3/88 (OT)
- 12 Kenny Easley, at Houston 1/3/88 (OT)

SACKS**Most Sacks, Career**

- 3.5 Jacob Green, 1983-84, 1987-88, 7 games
- 2.0 Greg Gaines, 1983-84, 1987-88, 7 games
- 1.5 Jeff Bryant, 1983-84, 1987-88, 7 games

Most Sacks, Game

- 2.5 Jacob Green, vs. L.A. Raiders 12/22/84
- 1.0 By 11 (Last: Jacob Green, at Cin. 12/31/88)

FUMBLES**Most Forced Fumbles, Career**

- 2 Jacob Green, 1983-84, 1987-88, 7 games
- Bruce Scholtz, 1983-84, 1987-88, 7 games
- 1 By 7 players

Most Forced Fumbles, Game

- 1 By 11 (Last: Jacob Green, at Cincinnati 2/31/88)

BLOCKED KICKS**Most Blocked Punts, Career**

None

Most Blocked Punts, Game

None

Most Blocked Field Goals, Career

None

Most Blocked Field Goals, Game

None

Most Blocked PATs, Career

None

Most Blocked PATs, Game

None

Most Blocked Placekicks, Career

None

Most Blocked Placekicks, Game

None

TEAM POSTSEASON RECORDS

GAMES

Most Consecutive Seasons Participating in Postseason Games

- 2 1983-84
- 1987-88

Most Games

- 3 1983
- 2 1984
- 1 1987
- 1988
- 1999

Most Games Won

- 2 1983
- 1 1984

Most Consecutive Games Won

- 2 1983
- 1 1984

Most Consecutive Games Lost

- 3 1987-99
- 1 1983, 1984

SCORING

Most Points, Game

- 31 vs. Denver 12/24/83
- 27 at Miami 12/31/83
- 20 at Houston 1/3/88 (OT)
- 20 vs. Miami 1/9/00

Fewest Points, Game

- 10 at Miami 12/29/84
- 13 vs. L.A. Raiders 12/22/84
- at Cincinnati 12/31/88

Most Points, Both Teams, Game

- 47 (27) at Miami (20) 12/31/83
- 44 (14) at L.A. Raiders (30) 1/8/84
- 43 (20) at Houston (23) 1/3/88 (OT)

Fewest Points, Both Teams, Game

- 20 (13) at L.A. Raiders (7) 12/22/84
- 34 (13) at Cincinnati (21) 12/31/88
- 37 (17) vs. Miami (20) 1/9/00
- 38 (31) vs. Denver (7) 12/24/83

Largest Margin of Victory, Game

- 24 (31) vs. Denver (7) 12/24/83
- 7 (27) at Miami (20) 12/31/83
- 6 (13) at L.A. Raiders (7) 12/22/84

Most Points, Shutout Victory, Game

None

Most Points Overcome to Win Game

- 6 at Miami 12/31/83 (Trailed 7-13, Won 27-20)
- 3 at Miami 12/31/83 (Trailed 17-20, Won 27-20)

Most Points, Each Half

- 1st: 10 vs. Denver 12/24/83
- at Miami 12/29/84
- at Houston 1/3/88
- vs. Miami 1/9/00

- 2nd: 21 vs. Denver 12/24/83
- 20 at Miami 12/31/83
- 14 at L.A. Raiders 1/8/84
- 13 at Cincinnati 12/31/88

Most Points, Each Quarter

- 1st: 7 vs. Denver 12/24/83
- at Houston 1/3/88 (
- vs. Miami 1/9/00
- 2nd: 10 at Miami 12/29/84
- 7 at Miami 12/31/83
- vs. L.A. Raiders 12/22/84
- 3 vs. Denver 12/24/83
- at Houston 1/3/88
- 3rd: 7 vs. Denver 12/24/83
- at Miami 12/31/83
- at L.A. Raiders 1/8/84
- vs. Miami 1/9/00
- 4th: 14 vs. Denver 12/24/83
- 13 at Miami 12/31/83
- at Cincinnati 12/31/88
- 7 at L.A. Raiders 1/8/84
- at Houston 1/3/88
- OT: 0 at Houston 1/3/88

TOUCHDOWNS

Most Touchdowns, Game

- 4 vs. Denver 12/24/83
- 3 at Miami 12/31/83
- 2 at L.A. Raiders 1/8/84
- at Houston 1/3/88 (OT)
- at Cincinnati 12/31/88
- vs. Miami 1/9/00

Fewest Touchdowns, Game

- 1 vs. L.A. Raiders 12/22/84
- at Miami 12/29/84
- 2 4 Times (Last: vs. Miami 1/9/00)

Most Touchdowns, Both Teams, Game

- 6 Seattle (3) at Miami (3) 12/31/83
- 5 4 Times
- (Last: Seattle [2] at Cincinnati [3] 12/31/88)

Fewest Touchdowns Both Teams, Game

- 2 Seattle (1) at L.A. Raiders (1) 12/22/8
- Seattle (2) at Houston (2) 1/3/88 (OT)
- Seattle (2) vs. Miami (2) 1/9/00
- 5 4 Times (Last: Seattle [2] at Cincinnati [3] 12/31/88)

POINTS AFTER TOUCHDOWN

Most Points After Touchdown, Game

- 4 vs. Denver 12/24/83
- 3 at Miami 12/31/83
- 2 at L.A. Raiders 1/8/84
- at Houston 1/3/88 (OT)
- vs. Miami 1/9/00

Fewest Points After Touchdown, Game

- 1 vs. L.A. Raiders 12/22/84
- at Miami 12/29/84
- at Cincinnati 12/31/88

Most Points After Touchdown, Both Teams, Game

5 4 Times (Last: Seattle [1] at Miami [4]
12/29/84)

Fewest Points After Touchdown, Both Teams, Game

- 2 Seattle (1) at L.A. Raiders (1) 12/22/84
4 Seattle (2) at Houston (2) 1/3/88 (OT)
Seattle (1) at Cincinnati (3) 12/31/88
Seattle (2) vs. Miami (2) 1/9/00

FIELD GOALS**Most Field Goals, Game**

- 2 at Miami 12/31/83
vs. L.A. Raiders 12/22/84
at Houston 1/3/88 (OT)

Most Field Goals, Both Teams, Game

- 5 Seattle (2) at Houston (3) 1/3/88 (OT)
3 Seattle (0) at L.A. Raiders (3) 1/8/84
Seattle (1) vs. Miami (2) 1/9/00
2 2 Times (Last: Seattle [2] at L.A. Raiders
[0] 12/22/84)

Most Field Goals Attempted, Game

- 3 at Miami 12/31/83
2 vs. L.A. Raiders 12/22/84
at Miami 12/29/84
at Houston 1/3/88 (OT)

Most Field Goals Attempted, Both Teams, Game

- 7 Seattle (2) at Houston (5) 1/3/88 (OT)
5 Seattle (2) at Miami (3) 12/29/84
3 Seattle (3) at Miami (0) 12/31/83
Seattle (0) at L.A. Raiders (3) 1/8/84
Seattle (1) vs. Miami (2) 1/9/00

FIRST DOWNS**Most First Downs, Game**

- 21 at Miami 12/31/83
19 at Cincinnati 12/31/88
17 vs. Denver 12/24/83
vs. L.A. Raiders 12/22/84

Fewest First Downs, Game

- 8 at Miami 12/29/84
11 at Houston 1/3/88 (OT)
12 vs. Miami 1/9/00
16 at L.A. Raiders 1/8/84

Most First Downs, Both Teams, Game

- 42 Seattle (21) at Miami (21) 12/31/83
41 Seattle (19) at Cincinnati (22) 12/31/88
38 2 Times (Last: Seattle [11] at Houston [27]
1/3/88 [OT])

Fewest First Downs, Both Teams, Game

- 30 Seattle (8) at Miami (22) 12/29/84
Seattle (12) vs. Miami (18) 1/9/00
31 Seattle (17) at L.A. Raiders (14) 12/22/84
37 Seattle (16) at L.A. Raiders (21) 1/8/84

RUSHING**Most First Downs, Rushing, Game**

- 12 at Miami 12/31/83
vs. L.A. Raiders 12/22/84
8 vs. Denver 12/24/83

Fewest First Downs, Rushing, Game

- 0 vs. Miami 1/9/00
1 at Houston 1/3/88 (OT)
at Cincinnati 12/31/88
2 at Miami 12/29/84

Most First Downs, Rushing, Both Teams, Game

- 21 Seattle (12) at Miami (9) 12/31/83
18 Seattle (1) at Cincinnati (17) 12/31/88
17 Seattle (12) at L.A. Raiders (5) 12/22/84

Fewest First Downs Rushing, Both Teams, Game

- 7 Seattle (0) vs. Miami (7) 1/9/00
10 Seattle (2) at Miami (8) 12/29/84
Seattle (1) at Houston (9) 1/3/88 (OT)
13 Seattle (8) vs. Denver (5) 12/24/83

PASSING**Most First Downs, Passing, Game**

- 16 at Cincinnati 12/31/88
10 at L.A. Raiders 1/8/84
at Houston 1/3/88 (OT)
vs. Miami 1/9/00

Fewest First Downs, Passing, Game

- 4 vs. L.A. Raiders 12/22/84
6 at Miami 12/29/84
9 vs. Denver 12/24/83
at Miami 12/31/83

Most First Downs, Passing, Both Teams, Game

- 28 Seattle (10) at Houston (18) 1/3/88 (OT)
23 Seattle (9) vs. Denver (14) 12/24/83
21 2 Times (Last: Seattle [16] at Cincinnati [5]
12/31/88)

Fewest First Downs Passing, Both Teams, Game

- 12 Seattle (4) at L.A. Raiders (8) 12/22/84
18 Seattle (6) at Miami (12) 12/29/84
20 Seattle (9) at Miami (11) 12/31/83
Seattle (10) vs. Miami (10) 1/9/00

PENALTY**Most First Downs, Penalty, Game**

- 2 at L.A. Raiders 1/8/84
at Cincinnati 12/31/88
vs. Miami 1/9/00
1 vs. L.A. Raiders 12/22/84

Most First Downs, Penalty, Both Teams, Game

- 3 Seattle (2) vs. Miami (1) 1/9/00
2 5 Times (Last: Seattle [2] at Cincinnati [0]
12/31/88)

**NET YARDS GAINED
RUSHING & PASSING****Most Net Yards Gained, Game**

- 334 at Miami 12/31/83
324 vs. Denver 12/24/83
294 at Cincinnati 12/31/88

Fewest Net Yards Gained, Game

- 167 at L.A. Raiders 1/8/84
171 vs. Miami 1/9/00
251 vs. L.A. Raiders 12/22/84
250 at Houston 1/3/88 (OT)

Most Yards Gained, Both Teams, Game

- 687 Seattle (250) at Houston (437) 1/3/88 (OT)
684 Seattle (324) vs. Denver (360) 12/24/83
672 Seattle (267) at Miami (405) 12/29/84

- Fewest Yards Gained, Both Teams, Game**
 470 Seattle (171) vs. Miami (299) 1/9/00
 491 Seattle (251) at L.A. Raiders (240) 12/22/84
 568 Seattle (167) at L.A. Raiders (401) 1/8/84
 639 Seattle (294) at Cincinnati (345) 12/31/88

RUSHING

ATTEMPTS

Most Attempts, Game

- 51 vs. L.A. Raiders 12/22/84
 42 at Miami 12/31/83
 38 vs. Denver 12/24/83

Fewest Attempts, Game

- 11 at Houston 1/3/88 (OT)
 17 at Cincinnati 12/31/88
 18 at L.A. Raiders 1/8/84
 at Miami 12/29/84

Most Attempts, Both Teams, Game

- 76 Seattle (51) at L.A. Raiders (25) 12/22/84
 72 Seattle (42) at Miami (30) 12/31/83
 71 Seattle (38) vs. Denver (33) 12/24/83

Fewest Attempts, Both Teams, Game

- 54 Seattle (18) at Miami (36) 12/29/84
 57 Seattle (20) vs. Miami (37) 1/9/00
 61 Seattle (11) at Houston (50) 1/3/88 (OT)
 64 Seattle (18) at L.A. Raiders (46) 1/8/84

YARDS GAINED

Most Yards Gained, Game

- 205 vs. L.A. Raiders 12/22/84
 151 at Miami 12/31/83
 145 vs. Denver 12/24/83

Fewest Yards Gained, Game

- 18 at Cincinnati 12/31/88
 29 at Houston 1/3/88 (OT)
 41 vs. Miami 1/9/00
 51 at Miami 12/29/84

Most Yards Gained, Both Teams, Game

- 310 Seattle (205) at L.A. Raiders (105) 12/22/84
 279 Seattle (151) at Miami (128) 12/31/83
 272 Seattle (18) at Cincinnati (254) 12/31/88

Fewest Yards Gained, Both Teams, Game

- 149 Seattle (41) vs. Miami (108) 1/9/00
 194 Seattle (51) at Miami (143) 12/29/84
 207 Seattle (29) at Houston (178) 1/3/88 (OT)
 270 Seattle (145) vs. Denver (125) 12/24/83

AVERAGE GAIN

Highest Average Gain, Game

- 4.02 vs. L.A. Raiders 12/22/84 (51-205)
 3.82 vs. Denver 12/24/83 (38-145)
 3.61 at L.A. Raiders 1/8/84 (18-65)

Lowest Average Gain, Game

- 1.06 at Cincinnati 12/31/88 ((17-18)
 2.05 vs. Miami 1/9/00 (20-41)
 2.64 at Houston 1/3/88 (11-29) (OT)
 2.83 at Miami 12/29/84 (18-51)

TOUCHDOWNS

Fewest Touchdowns, Game

- 0 5 Times (Last: vs. Miami 1/9/00)

Most Touchdowns, Game

- 2 at Miami 12/31/83
 1 vs. Denver 12/24/83
 at Cincinnati 12/31/88

Most Touchdowns, Both Teams, Game

- 4 Seattle (1) at Cincinnati (3) 12/31/88
 3 Seattle (2) at Miami (1) 12/31/83
 2 Seattle (0) at L.A. Raiders (2) 1/8/84

Fewest Touchdowns, Both Teams, Game

- 0 Seattle (0) at L.A. Raiders (0) 12/22/84
 1 4 Times (Last: Seattle [0] vs. Miami [1] 1/9/00)

PASSING

ATTEMPTS

Most Attempts, Game

- 50 at Cincinnati 12/31/88
 39 at Houston 1/3/88 (OT)
 36 at L.A. Raiders 1/8/84

Fewest Attempts, Game

- 10 vs. L.A. Raiders 12/22/84
 13 vs. Denver 12/24/83
 29 at Miami 12/31/83

Most Attempts, Both Teams, Game

- 71 Seattle (39) at Houston (32) 1/3/88 (OT)
 69 Seattle (35) at Miami (34) 12/29/84
 Seattle (50) at Cincinnati (19) 12/31/88

Fewest Attempts, Both Teams, Game

- 37 Seattle (13) vs. Denver (24) 12/24/83
 Seattle (10) at L.A. Raiders (27) 12/22/84
 55 Seattle (29) at Miami (26) 12/31/83

COMPLETIONS

Most Completions, Game

- 24 at Cincinnati 12/31/88
 20 at Miami 12/29/84
 17 at L.A. Raiders 1/8/84

Fewest Completions, Game

- 4 vs. L.A. Raiders 12/22/84
 12 vs. Denver 12/24/83
 14 vs. Miami 1/9/00
 16 at Houston 1/3/88 (OT)

Most Completions, Both Teams, Game

- 41 Seattle (20) at Miami (21) 12/29/84
 37 Seattle (16) at Houston (21) 1/3/88 (OT)
 36 Seattle (12) vs. Denver (24) 12/24/83

Fewest Completions, Both Teams, Game

- 18 Seattle (4) at L.A. Raiders (14) 12/22/84
 30 Seattle (15) at Miami (15) 12/31/83
 31 Seattle (24) at Cincinnati (7) 12/31/88
 Seattle (14) vs. Miami (17) 1/9/00

Highest Completion %, Game (Min. 20 Attempts)

- 57.14 at Miami 12/29/83 (20-35)
 51.72 at Miami 12/31/83 (15-29)
 48.00 at Cincinnati 12/31/88

Lowest Completion %, Game (Min. 20 Attempts)

- 41.03 at Houston 1/3/88 (16-39) (OT)
 47.22 at L.A. Raiders 1/8/84 (17-36)
 48.00 at Cincinnati 12/31/88

NET YARDS GAINED

Most Yards Gained, Game

- 276 at Cincinnati 12/31/88
 221 at Houston 1/3/88 (OT)
 216 at Miami 12/29/84

Fewest Yards Gained, Game

- 46 vs. L.A. Raiders 12/22/84
- 102 at L.A. Raiders 1/8/84
- 179 vs. Denver 12/24/83

Most Yards Gained, Both Teams, Game

- 480 Seattle (221) at Houston (259) 1/3/88 (OT)
- 478 Seattle (216) at Miami (262) 12/29/84
- 414 Seattle (179) vs. Denver (235) 12/24/83

Fewest Yards Gained, Both Teams, Game

- 181 Seattle (46) at L.A. Raiders (135) 12/22/84
- 298 Seattle (102) at L.A. Raiders (196) 1/8/84
- 376 Seattle (183) at Miami (193) 12/31/83

TIMES SACKED

Most Times Sacked, Game

- 4 at L.A. Raiders 1/8/84
- 2 5 Times (Last: at Cincinnati 12/31/88)

Fewest Times Sacked, Game

- 1 at Miami 12/31/83
- 2 5 Times (Last: at Cincinnati 12/31/88)

Most Times Sacked, Both Teams, Game

- 8 Seattle (2) at L.A. Raiders (6) 12/22/84
- 6 Seattle (4) at L.A. Raiders (2) 1/8/84
- 4 3 Times (Last: Seattle [2] at Cincinnati [2] 12/31/88)

Fewest Times Sacked, Both Teams, Game

- 1 Seattle (1) at Miami (0) 12/31/83
- 2 Seattle (2) at Miami (0) 12/29/84
- 4 3 Times (Last: Seattle [2] at Cincinnati [2] 12/31/88)

TOUCHDOWNS

Most Touchdowns, Game

- 3 vs. Denver 12/24/83
- 2 at L.A. Raiders 1/8/84
- at Houston 1/3/88 (OT)

Most Touchdowns, Both Teams, Game

- 4 Seattle (3) vs. Denver (1) 12/24/83
- Seattle (1) at Miami (3) 12/29/84
- 3 3 Times (Last: Seattle [2] at Houston [1] 1/3/88[OT])

INTERCEPTIONS BY

Most Interceptions By, Game

- 2 5 Times (Last: at Miami 12/29/84)

Most Interceptions By, Both Teams, Game

- 7 Seattle (2) at L.A. Raiders (5) 1/8/84
- 3 Seattle (2) at Miami (1) 12/31/83
- 2 5 Times (Last: Seattle [0] vs. Miami (2) 1/9/00)

YARDS GAINED

Most Yards Gained, Game

- 45 vs. Denver 12/24/83
- at Miami 12/29/84
- 28 at Houston 1/3/88 (OT)

Most Yards Gained, Both Teams, Game

- 61 Seattle (8) at L.A. Raiders (53) 1/8/84
- 45 Seattle (45) vs. Denver (0) 12/24/83
- Seattle (45) at Miami (0) 12/29/84

TOUCHDOWNS

Most Touchdowns, Game

None

PUNTING

Most Punts, Game

- 8 vs. L.A. Raiders 12/22/84
- 7 at Miami 12/29/84
- at Houston 1/3/88 (OT)
- vs. Miami 1/9/00

Fewest Punts, Game

- 3 vs. Denver 12/24/83
- 4 at Miami 12/31/83
- 5 at L.A. Raiders 1/8/84

Most Punts, Both Teams, Game

- 16 Seattle (8) at L.A. Raiders (8) 12/22/84
- 15 Seattle (7) vs. Miami (8) 1/9/00
- 12 Seattle (6) at Cincinnati (6) 12/31/88
- 10 Seattle (7) at Miami (3) 12/29/84
- Seattle (7) at Houston (3) 1/3/88 (OT)

Fewest Punts, Both Teams, Game

- 7 Seattle (3) vs. Denver (4) 12/24/83
- Seattle (5) at L.A. Raiders (2) 1/8/84
- 8 Seattle (4) at Miami (4) 12/31/83

AVERAGE YARDAGE

Highest Average, Punting, Game (4 Punts)

- 47.86 vs. Miami 1/9/00
- 44.29 at Houston 1/3/88 (7-310) (OT)
- 44.17 at Cincinnati 12/31/88 (6-265)

Lowest Average, Punting, Game (4 Punts)

- 32.00 at L.A. Raiders 1/8/84 (5-160)
- 37.00 at Miami 12/29/84 (7-259)
- 37.75 vs. L.A. Raiders 12/22/84 (8-302)

PUNT RETURNS

Most Punt Returns, Game

- 5 vs. L.A. Raiders 12/22/84
- at Cincinnati 12/31/88
- 4 vs. Denver 12/24/83

Fewest Punt Returns, Game

- 0 at L.A. Raiders 1/8/84
- at Miami 12/31/83
- 1 at Miami 12/29/84

Most Punt Returns, Both Teams, Game

- 8 Seattle (5) at L.A. Raiders (3) 12/22/84
- Seattle (5) at Cincinnati (3) 12/31/88
- Seattle (3) vs. Miami (5) 1/9/00
- 7 Seattle (4) vs. Denver (3) 12/24/83

Fewest Punt Returns, Both Teams, Game

- 1 Seattle (0) at L.A. Raiders (1) 1/8/84
- 2 Seattle (0) at Miami (2) 12/31/83
- 4 Seattle (1) at Miami (3) 12/29/84

YARDS GAINED

Most Yards Gained, Game

- 66 at Houston 1/3/88 (OT)
- 58 vs. Denver 12/24/83
- 52 vs. L.A. Raiders 12/22/84

Fewest Yards Gained, Game

- 0 at Miami 12/31/83
- at L.A. Raiders 1/8/84
- 2 at Miami 12/29/84

Most Yards Gained, Both Teams, Game

- 93 Seattle (66) at Houston (27) 1/3/88 (OT)
- 87 Seattle (24) vs. Miami (63) 1/9/00
- 68 Seattle (58) vs. Denver (10) 12/24/83
- 57 Seattle (52) at L.A. Raiders (5) 12/22/84

Fewest Yards, Gained, Both Teams, Game

- 1 Seattle (0) at L.A. Raiders (1) 1/8/84
- 32 Seattle (0) at Miami (32) 12/31/83
- 35 Seattle (5) at Miami (30) 12/29/84

TOUCHDOWNS**Most Touchdowns, Game**

None

KICKOFF RETURNS**Most Kickoff Returns, Game**

- 7 at L.A. Raiders 1/8/84
- 6 at Houston 1/3/88 (OT)
- 4 at Miami 12/31/83
- at Miami 12/29/83
- vs. Miami 1/9/00

Fewest Kickoff Returns, Game

- 2 vs. Denver 12/24/83
- vs. L.A. Raiders 12/22/84
- 3 at Cincinnati 12/31/88

Most Kickoff Returns, Both Teams, Game

- 10 Seattle (4) at Miami (6) 12/31/83
- Seattle (6) at Houston (4) 1/3/88 (OT)
- 9 Seattle (7) at L.A. Raiders (2) 1/8/84

Fewest Kickoff Returns, Both Teams, Game

- 4 Seattle (2) at L.A. Raiders (2) 12/22/84
- 6 Seattle (3) at Cincinnati (3) 12/31/88
- 7 Seattle (4) at Miami (3) 12/29/84
- Seattle (4) vs. Miami (3) 1/9/00

YARDS GAINED**Most Yards Gained, Game**

- 159 vs. Miami 1/9/00
- 136 at L.A. Raiders 1/8/84
- 132 at Houston 1/3/88 (OT)
- 130 at Miami 12/31/83

Fewest Yards Gained, Game

- 28 vs. L.A. Raiders 12/22/84
- 43 vs. Denver 12/24/83
- 66 at Cincinnati 12/31/88

Most Yards Gained, Both Teams, Game

- 247 Seattle (159) vs. Miami (88) 1/9/00
- 234 Seattle (130) at Miami (104) 12/31/83
- 197 Seattle (132) at Houston (65) 1/3/88 (OT)
- 182 Seattle (136) at L.A. Raiders (46) 1/8/84

Fewest Yards Gained, Both Teams, Game

- 66 Seattle (38) at L.A. Raiders (28) 12/22/84
- 120 Seattle (66) at Cincinnati (54) 12/31/88
- 128 Seattle (77) at Miami (51) 12/29/84

TOUCHDOWNS**Most Touchdowns, Game**

- 1 vs. Miami 1/9/00

PENALTIES**Most Penalties, Game**

- 7 vs. L.A. Raiders 12/22/84
- 5 at Cincinnati 12/31/88
- 4 at Miami 12/29/84

Fewest Penalties, Game

- 2 at Miami 12/31/83
- at L.A. Raiders 1/8/84
- vs. Miami 1/9/00
- 3 vs. Denver 12/24/83
- at Houston 1/3/88 (OT)

Most Penalties, Both Teams, Game

- 15 Seattle (7) at L.A. Raiders (8) 12/22/84
- 9 Seattle (2) at L.A. Raiders (7) 1/8/84
- 8 Seattle (3) vs. Denver (5) 12/24/83
- Seattle (2) vs. Miami (6) 1/9/00

Fewest Penalties, Both Teams, Game

- 5 Seattle (4) at Miami (1) 12/29/84
- 7 3 Times (Last: Seattle [5] at Cin. [2] 12/31/88)

YARDS PENALIZED**Most Yards Penalized, Game**

- 55 vs. L.A. Raiders 12/22/84
- 45 at Cincinnati 12/31/88
- 34 vs. Denver 12/24/83

Fewest Yards Penalized, Game

- 10 vs. Miami 1/9/00
- 15 at Miami 12/31/83
- 20 at L.A. Raiders 1/8/84
- at Miami 12/29/84
- at Houston 1/3/88 (OT)

Most Yards Penalized, Both Teams, Game

- 123 Seattle (55) at L.A. Raiders (68) 12/22/84
- 77 Seattle (10) vs. Miami (67) 1/9/00
- 74 Seattle (45) at Cincinnati (29) 12/31/88
- 73 Seattle (20) at L.A. Raiders (53) 1/8/84

Fewest Yards Penalized, Both Teams, Game

- 25 Seattle (20) at Miami (5) 12/29/84
- 45 Seattle (15) at Miami (30) 12/31/83
- Seattle (20) at Houston (25) 1/3/88 (OT)

FUMBLES**Most Fumbles, Game**

- 1 5 Times (Last: at Cincinnati 12/31/88)

Fewest Fumbles, Game

- 0 vs. Denver 12/24/83
- at Miami 12/31/83
- vs. Miami 1/9/00
- 1 vs. Denver 12/24/83

Most Fumbles, Both Teams, Game

- 4 Seattle (1) at L.A. Raiders (3) 1/8/84
- Seattle (1) at Cincinnati (3) 12/31/88
- 3 Seattle (0) at Miami (3) 12/31/83
- Seattle (1) at Houston (2) 1/3/88 (OT)

Fewest Fumbles, Both Teams, Game

- 0 Seattle (0) vs. Miami (0) 1/9/00
- 1 Seattle (1) at Miami (0) 12/29/84
- 2 Seattle (1) vs. Denver (1) 12/24/83
- Seattle (0) at L.A. Raiders (2) 12/22/84

Most Fumbles Lost, Game

- 1 3 Times (Last: at Cincinnati 12/31/88)

Fewest Fumbles Lost, Game

- 0 5 Times (Last: vs. Miami 1/9/00)

RECOVERIES**Most Total Fumbles Recovered, Game**

- 3 vs. Miami 12/31/83 (3-Opp)
- at L.A. Raiders 1/8/84 (2-Opp, 1-Own)
- 2 2 Times (Last: at Cincinnati 12/31/88-2-opp)

Most Own Fumbles Recovered, Game

- 1 6 Times (Last: at Houston 1/3/88 [OT])

POSTSEASON DEFENSE

TURNOVERS

Most Turnovers, Game

- 5 at L.A. Raiders 1/8/84 (5-Ints)
- 3 at Cincinnati 12/31/88 (2-Ints, 1-Fum)
- 1 3 Times
(Last: at Houston 1/3/88 [1-Fum] [OT])

Fewest Turnovers, Game

- 0 vs. Denver 12/24/83
vs. L.A. Raiders 12/22/84
vs. Miami 1/9/00
- 1 3 Times (Last: at Houston 1/3/88[1-Fum] [OT])

Most Turnovers, Both Teams, Game

- 9 Seattle (5) at L.A. Raiders (4) 1/8/84
(7-Ints, 2-Fums)

Fewest Turnovers, Both Teams, Game

- 2 Seattle (2) vs. Miami (0) 1/9/00
- 3 4 Times (Last: Seattle [1] at Houston [2] 1/3/88 [OT] [1-Int, 2-Fum])

SCORING

Fewest Points Allowed, Game

- 7 vs. Denver 12/24/83
vs. L.A. Raiders 12/22/84
- 20 at Miami 12/29/83
vs. Miami 1/9/00

Most Points Allowed, Game

- 31 at Miami 12/29/84
- 30 at L.A. Raiders 1/8/84
- 23 at Houston 1/3/88 (OT)

Fewest Touchdowns Allowed, Game

- 1 vs. Denver 12/24/83
vs. L.A. Raiders 12/22/84
- 2 at Houston 1/3/88 (OT)
vs. Miami 1/9/00

Most Touchdowns Allowed, Game

- 4 at Miami 12/29/84
- 3 3 Times (Last: at Cincinnati 12/31/88)

FIRST DOWNS

Fewest First Downs Allowed, Game

- 14 vs. L.A. Raiders 12/22/84
- 18 vs. Miami 1/9/00
- 21 3 Times (Last: at L.A. Raiders 1/8/84)

Most First Downs Allowed, Game

- 27 at Houston 1/3/88 (OT)
- 22 at Miami 12/29/84
at Cincinnati 12/31/88

Fewest First Downs Allowed, Rushing, Game

- 5 vs. Denver 12/24/83
vs. L.A. Raiders 12/22/84
- 7 vs. Miami 1/9/00
- 8 at Miami 12/29/84

Most First Downs Allowed, Rushing, Game

- 17 at Cincinnati 12/31/88
- 10 at L.A. Raiders 1/8/84
- 9 at Miami 12/31/83
2 Times (Last: at Houston 1/3/88 [OT])

Fewest First Downs Allowed, Passing, Game

- 5 at Cincinnati 12/31/88
- 8 vs. L.A. Raiders 12/22/84
- 9 at Miami 12/31/83

Most First Downs Allowed, Passing, Game

- 18 at Houston 1/3/88 (OT)
- 14 vs. Denver 12/24/83 (W)
- 12 at Miami 12/29/84

Most First Downs Allowed, Penalty, Game

- 2 vs. Denver 12/24/83
at Miami 12/29/84
- 3 2 Times (Last: L.A. Raiders 12/22/84)

OFFENSIVE PLAYS

Fewest Opponent Plays Allowed, Game

- 56 at Miami 12/31/83
- 58 vs. L.A. Raiders 12/22/84
- 68 at Cincinnati 12/31/88
vs. Miami 1/9/00

Most Opponent Plays Allowed, Game

- 84 at Houston 1/3/88 (OT)
- 72 at L.A. Raiders 1/8/84
- 70 at Miami 12/29/84

Fewest Opponent Plays Allowed, Rushing, Game

- 25 vs. L.A. Raiders 12/22/84
- 30 at Miami 12/31/83
- 33 vs. Denver 12/24/83

Most Opponent Plays Allowed, Rushing, Game

- 50 at Houston 1/3/88 (OT)
- 47 at Cincinnati 12/31/88
- 46 at L.A. Raiders 1/8/84

Fewest Opponent Plays Allowed, Passing, Game

- 21 at Cincinnati 12/31/88
- 26 at Miami 12/31/83
at L.A. Raiders 1/8/84

Most Opponent Plays Allowed, Passing, Game

- 36 vs. Denver 12/24/83
- 34 at Miami 12/29/84
at Houston 1/3/88 (OT)

NET YARDS ALLOWED GAME

Fewest Yards Allowed, Game

- 240 vs. L.A. Raiders 12/22/84
- 299 vs. Miami 1/9/00
- 321 at Miami 12/31/83
- 345 at Cincinnati 12/31/88

Most Net Yards Allowed, Game

- 437 at Houston 1/3/88 (OT)
- 405 at Miami 12/29/84
- 401 at L.A. Raiders 1/8/84

RUSHING

Fewest Yards Allowed, Rushing, Game

- 105 vs. L.A. Raiders 12/22/84
- 108 vs. Miami 1/9/00
- 125 vs. Denver 12/24/83
- 128 at Miami 12/31/83

Most Yards Allowed, Rushing, Game

- 254 at Cincinnati 12/31/88
- 205 at L.A. Raiders 1/8/84
- 178 at Houston 1/3/88 (OT)

Most Touchdowns Allowed, Rushing, Game

- 3 at Cincinnati 12/31/88
- 2 at L.A. Raiders 1/8/84
- 1 4 Times (Last: vs. Miami 1/9/00)

Fewest Touchdowns Allowed, Rushing, Game

- 0 vs. Denver 12/24/83
- vs. L.A. Raiders 12/22/84
- 1 4 Times (Last: vs. Miami 1/9/00)

PASSING

Fewest Net Yards Allowed, Passing, Game

- 91 at Cincinnati 12/31/88
- 135 vs. L.A. Raiders 12/22/84
- 191 vs. Miami 1/9/00
- 193 at Miami 12/31/83

Most Yards Allowed, Passing, Game

- 262 at Miami 12/29/84
- 259 at Houston 1/3/88 (OT)
- 235 vs. Denver 12/24/83

Fewest Touchdowns Allowed, Passing, Game

- 0 at Cincinnati 12/31/88
- 1 5 Times (Last: vs. Miami 1/9/00)

Most Touchdowns Allowed, Passing, Game

- 3 at Miami 12/29/84
- 2 at Miami 12/31/83
- 1 5 Times (Last: vs. Miami 1/9/00)

SACKS

Most Sacks, Game

- 6 vs. L.A. Raiders 12/22/84
- 2 4 Times (Last: at Cincinnati 12/31/88)

Fewest Sacks, Game

- 0 at Miami 12/31/83
- at Miami 12/29/84
- 1 vs. Miami 1/9/00
- 2 4 Times (Last: at Cincinnati 12/31/88)

Most Opponents Yards Lost Attempting to Pass, Game

- 49 vs. L.A. Raiders 12/22/84
- 19 vs. Denver 12/24/83
- 18 at L.A. Raiders 1/8/84

Fewest Opponent Yards Lost Attempting to Pass, Game

- 0 at Miami 12/31/83
- at Miami 12/29/84
- 5 vs. Miami 1/9/00
- 14 at Houston 1/3/88 (OT)

INTERCEPTIONS BY

Most Passes Intercepted By, Game

- 2 5 Times (Last: at Miami 12/29/84)

Fewest Passes Intercepted By, Game

- 0 at Cincinnati 12/31/88
- 1 at Houston 1/3/88 (OT)
- 2 5 Times (Last: at Miami 12/29/84)

Most Consec. Games, One or More Interceptions By

- 6 1983-84, 1987

Most Yards Returning Interceptions, Game

- 45 vs. Denver 12/24/83
- at Miami 12/29/84
- 28 at Houston 1/3/88 (OT)

Fewest Yards Returning Interceptions, Game

- 0 at Miami 12/31/83
- at Cincinnati 12/31/88
- 8 at L.A. Raiders 1/8/84

Most Touchdowns Returning Interceptions, Game

None

Most TDs Returning Interceptions, Both Teams, Game

None

PUNT RETURNS

Fewest Opponent Punt Returns, Game

- 1 at L.A. Raiders 1/8/84
- 2 at Miami 12/31/83
- 3 vs. Denver 12/24/83

Most Opponent Punt Returns, Game

- 6 vs. Miami 1/9/00
- 4 at Houston 1/3/88(OT)
- 3 4 Times (Last: at Cincinnati 12/31/88)

Most Yards Allowed, Punt Returns, Game

- 63 vs. Miami 1/9/00
- 32 at Miami 12/31/83
- 30 at Miami 12/29/84
- 28 vs. L.A. Raiders 12/22/84

Fewest Yards Allowed, Punt Returns, Game

- 1 at L.A. Raiders 1/8/84
- 10 vs. Denver 12/24/83
- 19 at Cincinnati 12/31/88

Longest Return, Allowed, Game

- 25 vs. Miami 1/9/00
- 24 at Miami 12/31/83
- 16 at Cincinnati 12/31/88
- 12 at Miami 12/29/84

Most Touchdowns Allowed, Punt Return, Game

None

KICKOFF RETURNS

Fewest Opponent Kickoff Returns, Game

- 2 at L.A. Raiders 1/8/84
- vs. L.A. Raiders 12/22/84
- 3 at Miami 12/29/84
- at Cincinnati 12/31/88
- Miami 1/9/00

Most Opponent Kickoff Returns, Game

- 6 vs. Denver 12/24/83
- at Miami 12/31/83
- 4 at Houston 1/3/88 (OT)

Fewest Yards Allowed, Kickoff Returns, Game

- 28 vs. L.A. Raiders 12/22/84
- 46 at L.A. Raiders 1/8/84
- 51 at Miami 12/29/84

Most Yards Allowed, Kickoff Returns, Game

- 118 vs. Denver 12/24/83
- 104 at Miami 12/31/83
- 88 vs. Miami 1/9/00

Longest Return Allowed, Game

- 47 vs. Miami 1/9/00
- 27 at L.A. Raiders 1/8/84
- 23 at Miami 12/29/84
- at Cincinnati 12/31/88

Most Touchdowns Allowed, Kickoff Returns, Game
None

FUMBLES

Most Opponent Fumbles, Game

- 3 at Miami 12/31/83
- at L.A. Raiders 1/8/84
- at Cincinnati 12/31/88

Fewest Opponent Fumbles, Game

- 0 at Miami 12/29/84
- 1 vs. Denver 12/24/83
- 2 at L.A. Raiders 1/8/84
- at Houston 1/3/88 (OT)

FUMBLES RECOVERED

Most Opponent Fumbles Recovered, Game

- 3 at Miami 12/31/84
- 2 at L.A. Raiders 1/8/84
- at Cincinnati 12/31/88

Fewest Opponent Fumbles Recovered, Game

- 0 at Miami 12/29/84
- 1 vs. Denver 12/24/83
- vs. L.A. Raiders 12/22/84
- at Houston 1/3/88 (OT)

TURNOVERS

Number of times losing ball on interceptions and fumbles

Most Opponents' Turnovers, Game

- 5 at Miami 12/31/83
- 4 at L.A. Raiders 1/8/84
- 3 vs. Denver 12/24/83
- vs. L.A. Raiders 12/22/84

Fewest Opponents' Turnovers, Game

- 2 at Miami 12/29/84 (2-Ints)
- at Houston 1/3/88 (OT) (1-Int, 1-Fum)
- at Cincinnati 12/31/88 (2-Fums)

TIME OF POSSESSION

Least Time of Possession Allowed, Game

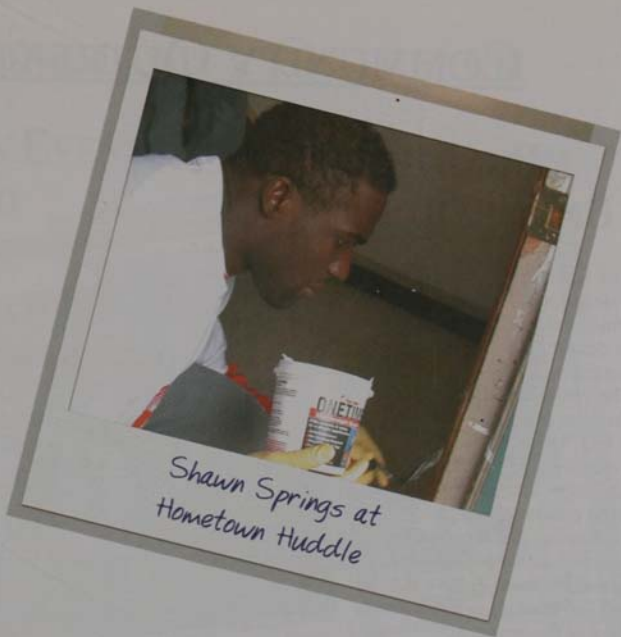
- 25:02 at Miami 12/31/83
- 25:41 vs. L.A. Raiders 12/22/84
- 30:57 vs. Denver 12/24/83

Most Time of Possession Allowed, Game

- 47:44 at Houston 1/3/88 (OT)
- 37:06 at L.A. Raiders 1/8/84
- 35:48 at Miami 12/29/84

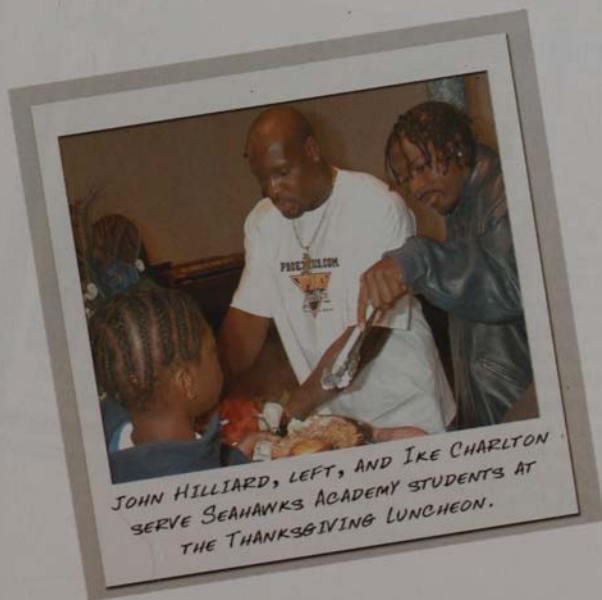


Former Seahawks TE Mike Tice (1981-88, 90-91) is now head coach of the Minnesota Vikings.



*Shawn Springs at
Hometown Huddle*

Snapshots of Community Outreach



*JOHN HILLIARD, LEFT, AND IKE CHARLTON
SERVE SEAHAWKS ACADEMY STUDENTS AT
THE THANKSGIVING LUNCHEON.*

COMMUNITY OUTREACH

BIG MEN, BIG HEARTS

The Seattle Seahawks hard driving dedication to succeed on the football field is indicative of the attitude taken towards work in the community.

The goal of the organization is to have an impact on those who are less fortunate, focusing on developmental programs for youth, especially academic and athletic programs.

Following are some of the programs developed by the Seahawks, all which have the intent of creating a positive impact in the community.



John and Brock sign Seahawks hats & posters for a patient

Captains' Blitz

The holiday season is a difficult time for many families who have children or loved ones in the hospital. For 25 years during the holiday season, the Captains' Blitz program has been spreading cheer to folks who are going through some tough times. Seahawks players and Sea Gals help to put smiles on the faces of those who are hospitalized by visiting them and spreading holiday cheer. This past year, the Seahawks visited patients at Children's Hospital and the Fred Hutchinson Cancer Research Center patients at University Hospital.

Players participating in last year's events included Matt Hasselbeck, Tim Terry and John Hilliard.



Matt Hasselbeck, Hailey and Tim Terry took part in Captain's Blitz and visited patients at the Fred Hutchinson Cancer Research Center

COMMUNITY OUTREACH

PLAYERS EVENTS, PSA'S AND MORE

Communities in Schools 'First & Goal' Luncheon

Setting goals in school is easy, but actually achieving those goals is a challenge in itself. To motivate students, the Seahawks have teamed up for the past eight years with Communities in Schools to host a luncheon for 1,000 school children from King, Pierce, Snohomish and Mason counties who have set and achieved personal goals. The students demonstrate at least six weeks of continuous improvement and success in attendance, behavior and/or academic achievement in order to attend the luncheon, which gives the students the opportunity to meet and interact with numerous Seahawks players and Sea Gals.

Shaun Alexander served as the keynote speaker for last year's event.




SHAUN ALEXANDER SIGNS AUTOGRAPHS AT THE FIRST & GOAL LUNCHEON. ALEXANDER WAS THE KEYNOTE SPEAKER.

Football 101 for Women

Six years ago, the Seahawks realized that there was an entire group of women who are football fans or potential fans who did not understand the game of football.



A day long clinic was developed which teaches the basics of football to women with little or no knowledge of the game. Seahawks alumni and coaches are brought in to teach classes on offense, defense and special teams and then the women head to the field to participate in some drills. The event is sponsored by Kraft.



ASSISTANT DIRECTOR OF COMMUNITY OUTREACH AND FORMER SEAHAWKS PLAYER PAUL JOHNS EXPLAINS THE OFFENSIVE LINE AT FOOTBALL 101

COMMUNITY OUTREACH

THE SEAHAWKS ORGANIZATION GETS

INVOLVED Game Day Drives

* Book Drive

Held in cooperation with the Washington State Lottery, this drive collects new children's books for Page Ahead, a non-profit organization that prevents literacy problems among America's youth. Participating fans receive a lottery ticket in exchange for their donation.

* Food Drive

The 'Tackle Hunger' Food Drive held in partnership with Costco Wholesale, takes place at a home game in November. Food and cash donations are collected for Northwest Harvest at the game and also during a month long drive at Costco stores throughout Washington.

* Toy Drive

The United States Marine Corps 'Toys for Tots' Drive collects new, unwrapped toys and cash donations at a home game in December. Toys are distributed to needy children during the holiday season.

* Seahawks Celebrate America

By paying tribute to America and its heroes, as well as helping those who were victimized by the recent tragedies in New York City, Washington, D.C. and Pennsylvania, the Seahawks and the American Red Cross collected donations a home game. In addition, the Seahawks initiated the "Seahawks Salute to Heroes" program to recognize America's civil servants. The Seahawks donat-

ed 32,000 tickets last season to police, fire fighters, emergency medical technicians and military personnel.

High School Coach of the Week & Coach of the Year

In a program supported by the NFL, the Seahawks honor a local high school football coach each week during the football season. The coaches are selected by the WIAA (Washington Interscholastic Athletic Association) and winners are honored in a pregame ceremony at a home game at the end of the season. Each coach receives for their school's athletic program, as well as a hat, plaque and t-shirts for members of the high school football team. The Coach of the Year receives \$1,000 for their school's athletic program, as well as the Jim Ennis Award.

This past season, Tom Ingles of Kentwood High School in Kent was named the Seahawks High School Coach of the Year after his team posted a 13-1 record and won the State 4A Championship.



Reggie Tongue shares a book as part of the Dr. Seuss Read-A-Thon

COMMUNITY OUTREACH

Hometown Huddle

In a league-wide day of community service called Hometown Huddle, all 31 NFL teams participate in a project that benefits a local United Way agency. Last year's project benefited CAMP, the Central Area Motivation Program.

CAMP maintains two houses in Seattle as extended emergency shelter for families with children. Two bedroom units are made available to homeless families for up to a three-month stay free of charge. Due to wear and tear, the Seahawks refurbished the houses by painting, stripping and waxing floors, washing decks and entrances and a general cleaning throughout the houses.

Last year was the third year the Seahawks participated in the program. Among the more than 15 players that participated were Darrell Jackson, Dennis Norman, Walter Jones, Lamar King, James Williams, Floyd Womack, John Hilliard, Shawn Springs, Floyd Wedderburn, J.P. Darche and Ken Lucas.



Terrance, left, poses with Walter Jones, Floyd Womack and Lamar King during the United Way/NFL Hometown Huddle. This year's event benefitted the Central Area Motivation Program.



Junior Football Camps

The Seahawks have made a commitment to the athletic improvement and life skills development of the youth of the Pacific Northwest by holding football camps at a number of locations throughout the region. These day-long camps, free to all boys and girls ages 6-16, feature numerous Seahawks alumni who teach basic football skills to all participants.

Twelve camps are scheduled during the summer months. There have been camps in Seattle and various cities in Central and Eastern Washington.

Former Seahawks player and Director of Player Programs, Nesby Glasgow, serves as camp director.

COMMUNITY OUTREACH

EVERY EVENT IS SPECIAL

Pete Gross House

The Pete Gross House, which opened in November of 1999, is a 69-unit apartment complex providing housing for families undergoing treatment at the Fred Hutchinson Cancer Research Center. The Pete Gross House is also the location of the Hutch School, a fully accredited K through 12 school for cancer patients and their siblings.

This housing project is named after Pete Gross, the Seahawks play-by-play announcer from 1976-92, who succumbed to cancer in 1992 just three days after being inducted into the Seahawks Ring of Honor. The Seahawks took a very active roll in seeing this project through to completion and annually hold the "Pete Gross House Luncheon"



*Ken Greenbaum, Bev Gross and
Dave Krieg at the Pete Gross House
Luncheon*

to raise funds for the continued upkeep of the facility. The apartments have been at capacity since this housing development opened.

Seattle Emergency Housing Shelter Birthday Party

The Seattle Emergency Housing Shelter is a service set up to provide temporary housing for homeless families with children.

Each year, the Seahawks hold a birthday party for 50-60 children residing at the housing facility.

The children are bused to the party, held last year at the Don James Center at the University of Washington's Husky Stadium, where they play birthday games and are provided with dinner and gifts by Seahawks players and Sea Gals.

Lamar King (pictured), Isaiah Kacyvenski, Orlando Huff, J.P. Darche, and John Hilliard spent time with the kids last year.



*EVERYBODY WAS COOL AT THE SEATTLE
EMERGENCY HOUSING SHELTER BIRTHDAY PARTY.*

COMMUNITY OUTREACH

Marcus Robertson's First Place Christmas Party

The First Place School provides education for homeless K-6 students. During the holiday season, safety Marcus Robertson and a number of his teammates and Sea Gals hold a Christmas party for the students who attend the school.

By providing them with gifts and lunch, the players and Sea Gals give the students a special afternoon during which they can forget about their living situations for awhile.

The event was started in 1991 by wide receiver Brian Blades.



Marcus Robertson, Blitz, and the Sea Gals celebrate Christmas with students at First Place School.


Special Olympics Football Clinic

"Let me win; but if I cannot win, let me be brave in the attempt."

This is the oath of the Special Olympics athletes and one which 100 hard-working and fiercely competitive athletes who are mentally and physically disabled take to heart when they participate in a football camp held by the Seahawks. During the one-hour clinic held at the Seahawks practice facility, these athletes test their skills against Seahawks players who serve as coaches and mentors. Last year's camp was hosted by

honorary coach, linebacker Isaiah

Kacyvenski.



Isaiah Kacyvenski served as honorary coach for the Special Olympics Football Clinic.

COMMUNITY OUTREACH

READY, SET, GOALS

GIVING BACK IS NO. 1 PRIORITY

Practice with the Pros

Practice with the Pros showcases the NFL/CFL Alliance grassroots initiatives. It provides Canadian boys and girls with an opportunity to participate in a non-contact skills clinic hosted by their favorite Seahawks and B.C. Lions football players.

The event is a one-day two-hour clinic held since 1997 in British Columbia.

There are skills such as passing, receiving, pass routes, proper running techniques, and kicking in the clinic.

Last year, J.P. Darche, Brock Huard, Isaiah Kacyvenski, Levon Kirkland, Rian Lindell, Tim Terry and Blitz participated in the clinic.

The event generates local marketing, public relations and goodwill for the Seahawks and the B.C. Lions.



Ken Lucas defends a young receiver during Practice with the Pros this year

Ready, Set, Goals

Ready, Set, Goals is the Seahawks literacy program. Sponsored by Pacific Northwest Bank, this fourth year program is designed to enhance reading comprehension, writing and goal-setting skills in third and fourth grade students. During its third year, over 290 classrooms throughout the state of Washington participated in the program.

Created in partnership with the Office of Superintendent of Public Instruction, Ready, Set, Goals brings Seahawks players and Blitz directly into participating classrooms. Each month during the school year, a player writes a story based around a goal he had set and achieved. The students then write stories about their own personal goals.

Three classrooms are chosen each month to host a live video-conference with the Seahawks player of the month. Participating players have included Shawn Springs, J.P. Darche, John Hilliard, Isaiah Kacyvenski, Matt Hasselbeck and Darrell



BLITZ LEADS THE READY, SET, GOALS VIDEO CONFERENCE

Jackson.

COMMUNITY OUTREACH

VARIOUS GAMEDAY INCENTIVE PROGRAMS

Stats For Kids

Throughout the football season, there are a number of ways in which players can benefit local charities by raising their level of performance on the field. Programs have been developed that team up charities with sponsors who donate money based on game day performances. Listed below are the programs which were in place during the 2001 football season:

First Downs For Kids

For every Seahawks first down, a donation was made to the Boys & Girls Clubs of King County. The program raised \$7,025.

Picks to Empower

For every Seahawks interception, a donation was made to Junior Achievement. Defensive back Shawn Springs served as the spokesperson and also made a personal donation for every interception. The program raised \$7,000.

Points for Education

For every Seahawk point scored, a donation was made to the Seahawks Academy. The program raised \$3,010.

SAC Attack

The Boys & Girls Clubs of King County received a donation every time the Seahawks sacked the opposing quarterback. Linebacker Chad Brown served as the spokesperson. The program raised \$40,000.

Smart Yards

A donation was made to the Boys & Girls Clubs of Snohomish County for every Seahawks offensive yard. The program raised \$57,264.



Bobby Ingram participates in the Children's Hospital Starbright Videoconference

Special Kicks - Field Goals

The Pete Gross House received a donation for every successful field goal. Kicker Rian Lindell served as the spokesperson. The program raised \$2,100.

Special Kicks - Field Goals & Punts

For every successful field goal and punt landing inside the 20-yard line, a donation was made to Camp Fire Boys & Girls. Rian Lindell and Jeff Feagles served as spokespeople. The program raised \$116,622.



CHAD BROWN'S SACKS HELPED RAISE \$40,000 FOR THE BOYS & GIRLS CLUBS OF KING COUNTY

COMMUNITY OUTREACH

Community Quarterback Award

To recognize the thousands of incredible volunteers throughout the country, the NFL developed the Community Quarterback Award that pays tribute to 10 outstanding volunteers in each of the 32 NFL markets. The Seahawks had the difficult job of choosing ten volunteers from nearly 100 applicants. Of the ten volunteers selected, each of whom received a \$1,000 grant from the NFL, two individuals were chosen as runners-up and received an additional \$2,500 grant. One individual was selected as the Seahawks Community Quarterback award winner and received an additional \$10,000 for his charity.

The 2001 Seahawks Community Quarterback award winner was Willi Briscoeray. Briscoeray has been a volunteer boxing coach at Seattle's Union Gospel Mission for 11 years. He organizes boxing events, introduces aspiring young boxers to experienced individuals in the field and has spent thousands of his personal dollars to send his students to boxing matches across the country.

Seahawks Celebrity Golf Classic

Held for the past 14 years, this annual golf tournament draws numerous Seahawks players, alumni and other area celebrities.

Participants golf with a celebrity and all proceeds raised during the tournament benefit the Seahawks Charitable Foundation which distributes funds to youth programs that enhance opportunities for participation in sports and fitness activities throughout the Pacific Northwest.

For the past three years, Mike Holmgren has served as the Honorary Chairman.



COMMUNITY QUARTERBACK
AWARD FINALISTS



Coach Holmgren

SEAHAWKS ACADEMY

SEAHAWKS ACADEMY DELIVERS HOPE AND COMMITMENT

The *Seahawks Academy*, now in its fifth full school year, is a collaborative venture between Seattle Public Schools and "Communities In Schools of Seattle." The Academy, located in Seattle's Central District, provides a special caring community for 65 middle school students. Emphasis is placed on discipline as well as one-on-one encouragement, to promote academic success in children who have struggled in other school programs.

Students, who wear Seahawks Academy uniforms, must commit to strict behavior contracts signed by the student and parents. The Academy's policies foster positive expectations and a "Seahawks Academy culture," teaching students to respect each other,




JOHN HILLIARD SERVED AS THE
COMMENCEMENT SPEAKER AT THE
2001 SEAHAWKS ACADEMY
GRADUATION CEREMONIES.

teachers and themselves. Teachers emphasize individual instruction while insisting on adherence to schools rules. The thrust of the program is that every child must believe that he or she can succeed in school and in society by taking responsibility for their actions, applying themselves and cooperating with teachers and peers.

The Seahawks and the Academy's other corporate partners provide financial support to the school, as well as mentors for the students. Seahawks players visit with the students, encouraging them to succeed academically and socially. The team provides game tickets and promotional items as incentives for positive behavior. Community and national leaders have also spent time with the students, including Superintendent Joseph Olchefske, Governor Gary

Locke, and United States Secretary of Education Dr. Rod Paige.



DARRELL JACKSON HELPS A STUDENT
AT THE SEAHAWKS ACADEMY.


BLITZ

Since 1998, life within Seattle has never been the same. It was that season that the Seattle Seahawks introduced their wild new mascot, Blitz. This overgrown blue bird has entertained millions of excited fans with his goofy props, crazy skits, dazzling acrobatics, and zany humor. He can be seen at every home game amidst the excitement, sometimes dancing aside the Sea Gals, wandering about the concourse, or jetting amongst the crowd.

Blitz also spends a tremendous amount of time sharing his energy in the community. Often found at schools, charity events, parades, festivals and corporate gatherings, guests rave about the spirit that his energetic performance includes. Whether signing autographs, tossing around a football, or teaching kids how to dance, Blitz does not disappoint.

Blitz is no dummy either! He thoroughly enjoys his role as the keynote personality in the Seattle Seahawks prolific literacy program, Ready, Set, Goals!, sponsored by Pacific Northwest Bank. Blitz tours the state throughout the school year, visiting third through sixth grade students, encouraging and challenging them with their reading comprehension, writing skills, and goal-setting proficiency.

Nothing seems too daring for Blitz, as he zips across the field on his customized ATV, performs flips off of elevated obstacles, skydives from airplanes at his favorite drop zone, bungee



Blitz underwent a color transformation in the offseason.

jumps from high in the clouds, snowboards down one of our local slopes, bobsleds down an Olympic course, or lines up in enemy territory. Lock up your pets and hide your toys...Blitz is back to make some noise!



Blitz and Matt Hasselbeck pose with children at a Ready, Set, Goals videoconference.

MISCELLANEOUS



MISCELLANEOUS

SEA GALS



Sea Gals Director Sherri Thompson

Thirty-two women make up the Sea Gals, a sideline dance group that balances a busy sched-


ule of practicing, performing and making public appearances in the community throughout the year.

Sherri Thompson, who has been involved with the Sea Gals since 1981 as a squad member (1981-83) and choreographer (1984-86) will begin her 16th year as director. Her assistant is Robin Houlbjerg, also a former Sea Gal.

In addition to numerous practices and game day performances, the Sea Gals are heavily involved in the community, donating much of their time to benefit local charities and organizations.

The Sea Gals hold an annual fund-raising event to provide Christmas presents for the women and children living at a local women's shelter.

The Sea Gals have also developed a "Show Group," a one-hour variety show that includes 50's, funk and disco dance routines. This group has twice performed in Hong Kong on an invitation from the Hong Kong Tourist Association. Information about the Sea Gals can be obtained by accessing www.seahawks.com or by calling (425) 827-9777.



Thirty-two women make up the 2002 Sea Gals.

SEA HAWKERS 2002

Just as the Seattle Seahawks are entering 2002 with the renewed energy of a new home and uniforms, the Sea Hawks Booster Club enters the new year with some energy of their own.

MEMBERSHIP

There is strength in numbers, and this year the Sea Hawks will be looking to attract a new legion of members. The Sea Hawks will be actively recruiting through membership drives, as well as an increased visibility in the media, in the stands, and in the community. Look for them at an event near you!

BENEFITS

In 2002, a Sea Hawks Membership Card will be your ticket to events not available to the general public. The Sea Hawks have always enjoyed "members-only" events: a BBQ at the Kirkland Headquarters, the annual Sea Hawks

Highlight Video Banquet each spring, and much more. However, this year that list will include a Sea Hawks-only tailgate area at the Stadium Exhibition Hall. Sea Hawks will also receive special offers at the Seahawks Pro Shop.

CHARITY EVENTS

Since their inception in 1976, the Sea Hawks have been involved in helping charities throughout the community. This year the Sea Hawks will again support the Boyer's Children's Clinic "Thunder Ride", the Sea Mar Rehabilitation Center and many other Seahawks sponsored charity events. Sea Hawks chapters throughout the Pacific Northwest have also accepted a new role in supporting the Seahawks "Ready, Set, Goals!" program.

The Sea Hawks expect to do great things in 2002. Join us and be part of the fun!

Call us at 1-888-Hawk-Fan or visit us in the Fan Zone at www.Seahawks.com.



The Sea Hawks have supported Seahawks football since 1976.


SEAHAWKS PRO SHOP

Located inside the stadium, the Seahawks Pro Shop features Official Sideline Product and the best selection of Seahawks merchandise available. Shoppers will find everything from Seahawks sweatshirts to water bottles, as well as their favorite player's jersey.

During the season, fans are encouraged to come meet their favorite player at the weekly autograph sessions. For more information fans can call 206-682-2900 or log on to www.seahawks.com.



DARRELL JACKSON AT THE SEAHAWKS PRO SHOP



An art rendering of the team's Pro Shop to be located in Seahawks Stadium.

SEAHAWKS ALUMNI

KEEPING THE SEAHAWKS LEGACY ALIVE

Seahawks alumni continue to make their mark off the playing field by making various appearances year after year.

After giving their heart and soul during their playing days with the Seahawks and the National Football League, they continue that drive and urgency off the field well after their professional playing days are over.

Seahawks alumni in the state of Washington made over two hundred appearances in 2001. Those visits ranged from community celebrations to check presentations and everything in between.

Former players like Charle Young (TE, 1983-85), Sam Adkins (QB, 1977-82), Blair Bush (C, 1983-88), Randall Morris (RB, 1984-88), and Manu Tuiasosopo (DT, 1979-83) all participated in community events that left lasting impressions on everyone involved.

Seahawks alumni are also successful in business and politics as well.

Steve Largent (WR, 1976-89) is the lone Seahawks player in the NFL Hall of Fame and has made his mark in national politics as a U.S. Congressman in the 1st District of the State of Oklahoma. He is currently running for Governor in Oklahoma.



Steve Largent

His 13,089 yards and 100 touchdowns made him an instant choice for the prestigious honor in his first year of eligibility. He is in the Seahawks Ring of Honor (1989) and was recently inducted in the Washington Sports Hall of Fame.

Seahawks Ring of Honor inductee Jacob Green, (DE, 1980-91), gives back to the community year in and year out.

Green, the Seahawks' all-time sack leader with



116.0, is the celebrity host of a golf outing each year. The Jacob Green Charity Golf Classic benefits the Fred Hutchinson Cancer Research Center and has raised over a million dollars over the past 14 years.

Steve Raible, (WR, 1976-81), was an original member of the Seahawks, now enters his 21st season as a color analyst for KIRO Radio. He can also be seen each week night as anchor of KIRO-TV where he's been since 1982.

Sam McCullum (WR, 1976-81), is the president and owner of Meat Distributors and Central Food Sales in Kirkland and Renton, Wash. McCullum ranks in three receiving categories: pass receptions, receiving yards, and receiving touchdowns. He now supplies meat to restaurants, hotels, and schools in Washington.

Kenny Easley, (S, 1981-87), completed his second year of owning the Norfolk Nighthawks, an Arena Football League team in Virginia. His three interceptions versus the San Diego Chargers in October 1984 still ties a Seahawks record.

Vic Minor, (S, 1980-81) is a police officer in the city of Seattle and coordinates the Central Area Community Festival each summer. The festival promotes opportunities for volunteer involvement of individuals, organizations and businesses in Seattle.

Nesby Glasgow, a 14-year NFL veteran (Seahawks, 1988-92) is the Seahawks Director of Player Programs/Alumni.

Under his leadership, the Alumni have established relationships with various marketing partners. Those relationships helped establish junior football camps for kids, ages 8-16, that are held in various cities throughout Washington.

2002 BROADCASTING

TELEVISION

Seahawks Broadcasting is the in-house production and syndication unit of the Seattle Seahawks. Now in its fifth year, Seahawks Broadcasting produces some of the most-watched and critically acclaimed sports broadcasts in the Pacific Northwest region including the first NFL team broadcast of a game in HDTV.

"KICKOFF 2002"

Kickoff 2002 is the annual one-hour season preview show. During this special, we'll check-out the new faces on the squad, including the team's draft picks and key free-agent additions. Join "The Voice of the Seahawks", Brian Davis, as we preview the 2002 schedule and meet special Seahawks' guests during this entertaining hour.

PRESEASON FOOTBALL

Seahawks 2002 continues with an excellent schedule of preseason games:

Saturday, August 10	Indianapolis Colts	7:00 p.m. PT	KCPQ, Q-13; STN
Friday, August 16	at San Diego Chargers	8:00 p.m. PT	KCPQ, Q-13; STN
Saturday, August 24	Kansas City Chiefs	7:00 p.m. PT	KCPQ, Q-13; STN
Thursday, August 29	at Denver Broncos	6:00 p.m. PT	KCPQ, Q-13; STN

STN- Seahawks Television Network (check local listings for station)

STEVE RAIBLE - PLAY-BY-PLAY

For the first time this year, Steve temporarily steps away from his job as radio analyst to handle play-by-play duties on Seahawks preseason television. A five-time local Emmy Award winner, Steve has covered the Olympic Games and presidential campaigns for KIRO-7 News, in addition to broadcasting numerous sporting events including: Sea Fair, international sporting events and Arena Football. Steve is entering his 21st season as the game analyst for Seahawks Radio during the regular season.

WARREN MOON - ANALYST

Warren moves from the sideline to the broadcast booth for his second year with Seahawks preseason football. Since setting records as professional football's all-time leading passer, Moon has broadcast games for CBS Radio and FOX Sports Net.

In 1989, he established the Crescent Moon Foundation to raise money for college academic scholarships in Seattle, Los Angeles, Houston and Minneapolis. Inducted into the Canadian Football Hall of Fame in 2001, Warren resides in Houston with his wife Felicia and four children: Joshua, Chelsea, Blair, and Jeffrey.

DAN DEVONE - SIDELINE REPORTER

Dan begins his second year reporting from the sidelines for Seahawks TV. The Sports Director at the Seahawks flagship, KCPQ, Dan is also the sports anchor for *Q13 Reports @ 10* and co-host for KCPQ's Sunday night sports wrap-up, *Q It Up Sports*. A native of Hawaii, Dan is the former play-by play voice of the University of Hawaii and Chaminade basketball teams in addition to being the former sports director at KPGE in Fresno, California.

SAM ADKINS - SIDELINE REPORTER

In addition to joining the Seahawks Pregame Radio team this season, Sam will also handle sideline duties for Seahawks preseason television. Following a six-year playing career (1977-82), Sam has spent the past 19 years as an analyst for Huskies Football and Seahawks preseason games in addition to being the on-camera analyst for KIRO-TV's *Seahawks Post Game Show* from 1988-2001.

2002 BROADCASTING

TELEVISION

"Seahawks 2002" continues each week of the regular season on Q-13 FOX and the Seahawks Television Network with *The Mike Holmgren Show* and *Seahawks Insider*.

"THE MIKE HOLMGREN SHOW"

Join Head Coach Mike Holmgren and Brian Davis every Monday @ 10:30 p.m. on Q-13 FOX. They'll analyze the previous game and review big plays with exclusive insights from the head coach. The show includes live guests and fan questions, it's all on *The Mike Holmgren Show*.

"SEAHAWKS INSIDER"

This fast-paced half-hour show features a behind-the-scenes look at the team, players, and organization. Meet Seahawks players, coaches and team officials in an informational and insightful magazine-style program hosted by Brian Davis. *Seahawks Insider* can be seen Saturdays at 10:30 p.m. on Q-13 FOX and across the Seahawks Television Network (check local listing for station/times).

RADIO BROADCAST

GAME DAY

Seahawks Radio is the best way to stay in-touch with the team throughout the season. Produced by Seahawks Broadcasting, our Game Day schedule begins with *The Home Depot Pregame Huddle* followed by the game broadcast, concluding with a one-hour post-game show.

"SEAHAWKS HUDDLE"

The Seahawks Huddle, the club's weekly radio show is hosted by Brian Davis. *Seahawks Huddle* can be heard on 710 KIRO every week from 7-9 p.m., check seahawks.com for dates. Beginning July 22nd (the week prior to the start of training camp) and concluding January 30th (the week after the Super Bowl), this show offers an inside look at the Seahawks and the NFL and features Seahawks players, coaches and guests from around the NFL.



Preseason Television Team: (L to R) Sam Adkins, Warren Moon and Steve Raible



Radio Broadcast Team: (L to R) Steve Raible and Brian Davis

2002 BROADCASTING

RADIO BROADCAST

BRIAN DAVIS - PLAY-BY-PLAY

In his third season as "The Voice of the Seahawks," Brian Davis has established himself as one of the most distinctive voices in the National Football League. An award-winning broadcaster during a long and successful career in Chicago, Brian has built on that record in the Pacific Northwest. Last season Brian was nominated for a local Emmy, and a Soundie from the Puget Sound Radio Broadcasters Association.

Brian previously hosted radio broadcasts for the Chicago Bears. On television, he handled basketball and football play-by-play for DePaul University, Conference USA, the Big 10 and the Mid-American Conference. He was the voice of Major League Soccer's Chicago Fire.

A graduate of Northwestern University, Brian was a regular on CBS Radio and host of Chicago Blackhawks radio broadcasts.

Chairman of the Board of the Seahawks Academy, Davis is active in the club's Community Outreach effort, appearing before numerous school and business groups. A "slow but avid" runner, Brian lives in Bellevue with his wife Judy, daughter, Ilona and son, Evan.

STEVE RAIBLE - ANALYST

Steve Raible returns for his 21st year in the radio booth as broadcast color analyst. An original team member of the Seahawks, Steve played wide receiver from 1976-81. Following his football career, Steve joined KIRO-TV where he has won five local Emmy Awards including two for "Best Anchor". He currently anchors *KIRO-7 Eyewitness News*.

One of the Northwest's favorite masters of ceremonies, Steve, has twice been honored with the United Way Community Service Award and was recently named Outstanding Role Model of 2000 by Big Brothers/Big Sisters. He is also a 2001 recipient of the prestigious NCAA Silver Anniversary Award along with former Seahawks teammate, Steve Largent. A graduate of Georgia Tech, Steve lives in Enumclaw with his wife, Sharon.

AKEMI TAKEI - PREGAME HOST

Akemi Takei returns to host *The Home Depot Pregame Huddle* for her second season. A veteran of Seattle sports, Akemi worked as a sports reporter for KING-5 News from 1996-2001. Prior to joining KING-5, she was a sports reporter and anchor for WKYT-TV and WDKY-TV in Lexington, Kentucky. She has also worked as a reporter for KCAU-TV in Sioux City, Iowa, Orange County News Channel in Washington D.C., and WBDO News Radio in Washington D.C.

A graduate of the University of California-Berkeley, Akemi holds Bachelor of Arts degrees in political science and economics. She earned a Master of Sciences in Broadcast Journalism from the Medill School of Journalism at Northwestern University and a Masters in Sports Administration at Seattle Pacific University. Akemi is married and lives in Seattle.

PAUL MOYER - SIDELINE/LOCKER ROOM/PREGAME ANALYST

Paul enters his second season with Seahawks Broadcasting as a pre/post game analyst. Moyer joined this broadcast team after hosting *Hawk Talk* and *Sports Talk* on 710 KIRO for several seasons. Paul attended Arizona State, and was voted MVP of the 1983 East-West Shrine All-Star Game. Moyer played for the Seahawks as a safety for seven seasons (1983-89) and led the team in interceptions in 1988. In 1990, Paul joined the Seahawks coaching staff as a defensive assistant and was promoted to defensive backs coach for the 1992-94 seasons.

Paul and his wife Heather have a daughter Taylor, and son Nicholas.

2002 BROADCASTING

RADIO NETWORK

SAM ADKINS - PREGAME ANALYST

A former Seahawks quarterback, Sam is a newcomer to the Seahawks radio team this season. However, Sam is no stranger to the Seahawks or broadcasting. A 19-year veteran of broadcasting, Sam followed a six-year playing career (1977-82) by working as an analyst for UW Huskies Football and Seahawks preseason games in addition to being the analyst for KIRO-TV's *Seahawks Post Game Show* from 1988-2001.

Adkins earned a B.A. in Business Administration at Wichita State and is owner and president of Hawk Building, a commercial construction company. He resides in Woodinville with his wife, Dayle, and his four children: Ryan, Whitney, Bretlyn and Kyle.

MIKE BROWN - STUDIO HOST

Mike returns for his sixth season as a member of the Seahawks Broadcasting team. A 29-year radio veteran, "Brownie" handles scoreboard/highlight segments and the *Seahawks Halftime Show*. Brown worked in Buffalo, San Francisco and Houston before arriving in Seattle in 1983. He fills a variety of sports roles at 710 KIRO; anchoring drive time sportscasts, hosting sports talk shows and field reporting. Mike is also "The Voice of Huskies Softball" having broadcast games for the past five seasons.

Mike does community service work for the First Avenue Service Center, a homeless shelter in Seattle and has twice been named Volunteer of the Year for his annual Turkey Bowl fundraiser. Mike lives in Shoreline with his wife April, a charity auctioneer.





SEATTLE SEAHAWKS RADIO NETWORK

Station	Frequency
Washington	
Aberdeen	KDUX 104.7 FM
Bellingham	KPUG 1170 AM
Centralia	KMNT 102.9 FM
Cofax	KMAX 840 AM
Colville	KCVL 1240 AM
Ellensburg	KXLE 1240 AM
Everett	KRKO 1380 AM
Forks	KVAC 1490 AM
Grand Coulee	KEYG 98.5 FM
Longview	KEDO 1400 AM
Long Beach	KKEE 94.3 FM
Moses Lake	KBSN 1470 AM
Mt. Vernon	KBRC 1430 AM
Olympia	KGY 1240 AM
Omak	KOMW 680 AM
Port Angeles	KONP 1450 AM
Prosser	KZXR 1310 AM
Seattle	KIRO 710 AM
Shelton	KMAS 1030 AM
Spokane	KXLY 920 AM
Tri-Cities	KONA 610 AM
Walla Walla	KUJ 1420 AM
Wenatchee	KPQ 560 AM
Yakima	KIT 1280 AM
Oregon	
Albany	KRKT 990 AM
Astoria	KAST 1370 AM
Portland	KXL 750 AM
Eugene	KPNW 1120 AM
Salem	KYKN 1430 AM
Idaho	
Coeur d'Alene	KVNI 1080 AM
Lewiston	KRLC 1350 AM
Alaska	
Cordova	KLAM 1450 AM
Haines	KRSA 94.9 FM
Juneau	KINY 800 AM
Petersburg	KRSA 580 AM
Sitka	KRSA 94.9 FM
Wrangell	KRSA 94.9 FM
Nevada	
Las Vegas	KRLV 1340 AM
Reno	KPPT 630AM
British Columbia	
Vancouver	CKST 1040 AM



SEAHAWKS STADIUM

AND EXHIBITION CENTER



SEAHAWKS STADIUM

SEAHAWKS STADIUM & EXHIBITION

HALL TIMELINE

April 1996 - Paul G. Allen obtains an option to purchase the Seattle Seahawks and launches campaign to win public support for a new world-class football/soccer stadium and exhibition center.

April 1997 - The Washington State Legislature establishes a statewide vote on Referendum 48, a \$430 million plan for building a new Stadium and Exhibition Center.

June 1997 - Washington voters approve Referendum 48, authorizing construction of the Stadium and Exhibition Center through a public-private partnership.



September 1997 - The King County Council takes the first step in implementing Referendum 48, creating the Public Stadium Authority. PSA Board authorizes staff members to begin negotiations with First & Goal, an entity created by Football Northwest to represent the interests of the Seattle Seahawks. Talks focus on options for designing, developing and building the facilities.

April 1998 - The PSA Board selects the site of the Kingdome and its south parking lot as the location for the new Stadium and Exhibition Center.

August 1998 - \$430 million budget for the Stadium and Exhibition Center project is approved, with First & Goal contributing \$130 million, including \$14.2 million in Project enhancements.



September 1998 - Exhibition center/garage groundbreaking and construction start.

March 1999 - A national call for artists draws 254 entries from across the nation and concludes with the selection of 12 artists for commissions to provide original works for the Stadium and Exhibition Center Project.

October 1999 - PSA Board grants final approval to the stadium's design. Exhibition center/garage completed on time and on budget.



November 1999 - Construction of new stadium's southeast tower begins just feet away from Kingdome.

January 2000 - The Seahawks play their final game in the Kingdome versus the Miami Dolphins in a wildcard playoff game; Crews begin Kingdome demolition immediately following the game.

March 2000 - Kingdome is imploded.

April 2000 - Seahawks Stadium construction begins, although some had already begun on the southern end of the project.



May 2000 - Clean up and recycling efforts completed.

July 2000 - Crews raise the first giant metal roof truss on the east side of the stadium into place.



October 2000 - FGI unveils new stadium seats.

February 2001 - The second roof truss is lifted into place on the stadium's west side.



March 2001 - Construction begins on stadium's trademark North Scoreboard Tower.

July 2001 - Stadium roof construction completed.

August 2001 - Last piece of structural steel is raised into place, signifying the "topping out" of the stadium's North Scoreboard Tower.



September 2001 - By a vote of 6-1, the PSA Board approved FieldTurf as the playing surface for the new stadium.

December 2001 - Locker rooms completed.

March 2002 - For the first time in the club's 26-year history, the Seahawks announced their uniforms would take on a significant change beginning with the first home game in their new stadium to open the 2002 season. The team unveiled the new uniforms at a fashion show in the East Club Lounge.



April 2002 - Bob Haozous' art is installed on the outside of the North Tower, four large steel disk renderings of Chiricahua Apache tribal symbols that represent the sky, the sun, the earth, and man.



May 2002 - FieldTurf installation is completed.



May 2002 - Seahawks Stadium and Exhibition Center announced as interim name until a permanent naming rights sponsor is found; FGI announces the project will come in on budget, a month earlier than anticipated.

June 2002 - Unique vertical scoreboard installed; High-definition video boards and state-of-the-art sound system tested.

July 2002 - Completion of Seahawks Stadium marked with Grand Opening Ceremonies.



August 10, 2002 - Seahawks play their first-ever game in their new stadium versus the Indianapolis Colts in the preseason.

September 15, 2002 - Seahawks first regular-season game in new stadium versus Arizona Cardinals.



SEAHAWKS STADIUM FACTS & FIGURES

- * 67,000 fixed seats - can be expanded to 72,000
- * 63 restrooms (799 toilets/364 urinals) - twice as many as the Kingdome
- * 1,400 seats for people with disabilities and their companions - compared to 70 at the Kingdome
- * 10,000 cubic yards of concrete - equal to a 3' sidewalk from Seattle to Boise, ID
- * 3,756 miles of cable - could reach from Seattle to just beyond the Panama Canal
- * 841 televisions
- * 12 elevators - compared to three at the Kingdome
- * The FieldTurf production used more than 35,000 recycled ground-up tennis shoes and 30,000 recycled ground up tires
- * 50 Concession stands/47 Beer Concessions - twice as many per person as the Kingdome
- * The roof contains 5,700 tons of steel - equal to 35 Statues of Liberty or 1,000 Orca whales
- * The roof is 760 feet long - the same as three Boeing 747's parked end-to-end
- * The roof is 210,000 square feet - enough to cover 3.5 football fields
- * 100% of the concrete from the Kingdome was processed and recycled (50% built into Seahawks Stadium)
- * Wide concourses offer outstanding views of the Seattle skyline, Safeco Field, the Cascades and Mt. Rainier, Puget Sound and the Olympic Mountains.
- * There is a 2,000 car garage - part of 6,500 spaces near the Seahawks Stadium.

STADIUM FUNDING

The \$430 million facility will be owned by the public and funded by a private-public partnership. Private contributions will total at least \$130 million, while the public will contribute up to \$300 million through a lottery and a variety of taxes generated by events in the stadium/exhibition center.

A breakdown of the funding package:

\$130 million private investment led by Paul Allen

\$127 million from new, sports related games, similar to the Mariners' baseball-themed scratch games

\$101 million in sales taxes collected in King County attributable to events in the stadium/exhibition center

\$56 million from facility admission and parking taxes

\$15 million from extending King County's share of the existing hotel-motel tax

\$1 million per year of in-kind advertising for the new lottery games will be provided by Paul Allen

All excess stadium revenues will fund youth athletic facilities throughout

Washington State in addition to a \$10 million contribution from Paul Allen

\$14 million of the public contribution will come from interest earned on the \$50 million private contribution from Paul Allen

Paul Allen has agreed to pay for any construction cost overruns

As an added measure, the debt on the Kingdome will be retired, freeing property taxes for other purposes

FIRST & GOAL

In June of 1997, Washington State voters approved a funding package to build a new football/soccer stadium and exhibition center. With that, Paul G. Allen and Football Northwest created First & Goal, an entity that represents the interests of the Seattle Seahawks in the construction of the new stadium.

KINGDOME

The KINGDOME was originally located on **35.9 ACRES**. Due to construction of the new parking garage and exhibition center the acreage is now 23.9 acres.

The Kingdome had the **LARGEST CONCRETE ROOF IN THE WORLD** - 7.85 acres. A new roof and ceiling was completed in 1994. The new ceiling had improved acoustics through the use of a spray on cellulose material.

The building itself, contained **52,800** cubic yards of concrete and **443 TONS** of structural steel.

It was **250 FEET HIGH** and **660 FEET ACROSS** to the inside walls making it wider than the Space Needle is tall.

The Kingdome hosted FOOTBALL, SOCCER, BASEBALL, BASKETBALL, TENNIS, VOLLEYBALL, RODEOS, MOTOR SPORTS, CONCERTS, MEETINGS and TRADE & CONSUMER shows of all types.

The Kingdome boasted the 43rd largest facility exhibition space in North America.

More than **72 MILLION PEOPLE** entered the Kingdome through a variety of entertainment over 23 years.

Over **3,250** major events were held and many hundreds of smaller special events.

The largest event attendance at the Kingdome was 74,000, set on May 14, 1976 during a **BILLY GRAHAM CRUSADE**.

ORIGINAL COST, including property, was \$67 million; another \$47 million in capital improvements was added over the years. The remaining debt on both the original cost and capital improvements is \$57 million.

The roof and ceiling renovation was **\$70 MILLION**.

The total debt on the Kingdome is \$127

TOP 10 MOMENTS*

NOVEMBER 7, 1976

First home win versus the Atlanta Falcons

NOVEMBER 16, 1981

First regular season victory over San Diego on Monday Night Football after eight straight previous defeats

DECEMBER 24, 1983

First home playoff win versus the Denver Broncos

NOVEMBER 4, 1984

NFL record four interceptions returned for touchdowns against the Kansas City Chiefs

DECEMBER 2, 1984

Clinched a playoff berth with a 38-17 win over Detroit

DECEMBER 22, 1984

Eliminated defending Super Bowl Champion Los Angeles Raiders in

the AFC Wild Card Game at the Kingdome

OCTOBER 6, 1986

Steve Largent breaks the NFL record for consecutive games with a pass reception against San Diego on Monday Night Football

DECEMBER 11, 1988

Seahawks score on their first six possessions in a 42-17 victory over the Denver Broncos/Largent hit on Mike Harden.

NOVEMBER 30, 1992

Play-by-play announcer Pete Gross is inducted into the Seahawks Ring of Honor

NOVEMBER 3, 1996

John Friesz threw for 323 yards, the first 300-yard passing game since 1990 in a 23-16 win over the Houston Oilers

million with the majority of it due to be retired in the year 2016.

ANNUAL PAYMENTS of \$6.3 million are received from a 2% hotel/motel room tax and a 1% rental car tax. This pays for the original construction, the roof and ceiling repair and millions of dollars in improvements.

The stadium employed 70 full-time staff and up to 1,200 part-time event personnel.

At one point, the Kingdome was home to four professional sports-BASEBALL, FOOTBALL, BASKETBALL and SOCCER (*Seattle Sounders*).

The Kingdome was imploded on March 26, 2000.

* *Top 10 Moments* as voted on by Seahawks fans via the team's official web site, www.seahawks.com, prior to the final regular season game played on December 26, 1999.



HUSKY STADIUM

The SEATTLE SEAHAWKS played their entire 2000 and 2001 home schedule at HUSKY STADIUM. With the demolition of the Kingdome and creation of the new football stadium, the Seahawks looked to the home of the Washington Huskies for the 2000 and 2001 NFL seasons.

Seating capacity at Husky Stadium for Seahawks games was 68,589, with nearly 70 percent of those seats between the endzones.

The Seahawks played three regular season and two preseason games at the stadium in 1994, when ceiling tiles fell from the Kingdome's roof.

Built in 1902 at a cost of \$600,000, the stadium's initial capacity was 30,000. The stadium officially opened on November 27, 1920, when Dartmouth defeated the University of Washington, 28-7.

Capacity was increased to 40,000 in 1936

and again to 55,000 in 1950. The second of these upgrades included roof-covered seats in the south stands and cost \$1.7 million.

The current press box was originally constructed as part of the 1950 expansion.

An additional 4,000 seats were added in 1968, to take capacity to 59,000.

Husky Stadium became just the second stadium to don AstroTurf, when it replaced the original natural grass in 1968. The University of Washington supplied more than 200 pairs of shoes for opponents, due to the rarity of the surface.

The turf was replaced in 1972, 1977, 1987, 1995, and new FieldTurf was laid down in 2000.

Seating capacity increased one more time in 1987, in a \$13 million project.



TEAM HEADQUARTERS

On June 18, 1986, the Seattle Seahawks moved into their office and training headquarters adjacent to Northwest College in Kirkland, Washington.

The two-story building went through major renovation that were completed in 1999, to create a first-class facility. The lower-level houses meeting rooms, locker rooms for the players and coaches, training and equipment rooms as well as an expanded strength and conditioning area.

Upstairs houses the administrative offices, coaches offices, and conference rooms.

The Seahawks are able to practice on three regulation fields, two natural grass and one artificial turf. The original turf field was replaced by a new one in 1997. That field is then covered by an inflatable bubble as the weather worsens.

To reach the headquarters from Seattle, take Highway 520 East and exit at the Kirkland Exit. Go right onto Northup Way and left onto 108th Avenue NE (next light). Follow 108th for approximately one mile and turn right onto NE 53rd St. Continue

to the top of the hill, passing the player and staff entrance on your left. Turn left at top of the hill into the visitor's parking area.

From the Eastside, take Highway 520 West from I-405 and exit onto 108th Avenue NE. Turn right at the stop sign at the end of the exit and proceed up the hill on 108th. Go approximately one mile to NE 53rd Street and turn right. Turn left at top of the hill into the visitor's parking area.

From Southbound on I-405, take the N.E. 70th Street Exit. Take a left at N.E. 72nd Place and another left at 108th Avenue N.E. Go approximately one mile to NE 53rd Street and turn left. Turn left at top of the hill into the visitor's parking area.

From Sea-Tac Airport, follow the signs to I-405 North. Exit onto Highway 520 Westbound (Seattle) after 20-25 minutes. Take Highway 520 from I-405 and exit onto 108th Avenue NE. Turn right at the stop light at the end of the exit and proceed up the hill on 108th. Go approximately one mile to NE 53rd Street and turn right. Turn left at top of the hill into the visitor's parking area.

2002-2003 KEY DATES

NATIONAL FOOTBALL LEAGUE CALENDAR 2002

- July 8 Claiming period of 24 hours begins in waiver system.
- Mid-July Preseason training camps open. Clubs not permitted to open official preseason camp earlier than July 5. Veteran players cannot be required to report earlier than 15 days prior to club's first pre-season game or July 15, whichever is later. The July 15 date is not applicable to clubs playing five pre-season games. Except for quarterbacks and "injured" players, veterans cannot participate in any organized football activity for 10 days prior to mandatory reporting date.
- July 22* Signing period ends at 4 p.m., New York time, for Unrestricted Free Agents to whom a June 1 tender was made by Old Club, and for Transition Players. After this date and through 4 p.m., New York time, on November 12, Old Club has exclusive negotiating rights to these players.
- *or the first scheduled day of the first NFL training camp, whichever is later.
- August 2-5 Hall of Fame Weekend.
- August 3 American Bowl, Osaka, Japan: San Francisco vs. Washington.
- August 5 Hall of Fame Game, Canton, Ohio: Houston vs. New York Giants.
- August 6 If a Drafted Rookie has not signed with his club by this date, he may not be traded to any other club in 2002.
- August 6 Deadline for players under contract to report to earn a season of free agency credit.
- August 8-12 First Preseason Weekend.
- August 10-14 Deadline for club to provide written notice to certain unsigned players and the NFLPA of its intent to place them on the Exempt List if they fail to report no later than one day prior to the club's second pre-season game. Any player who fails to report prior to the deadline will be ineligible to play or receive compensation for at least three games (preseason or regular season) from the time that he reports.
- August 27 Roster cut-down to maximum of 65 players on Active List by 4 p.m., New York time.
- August 28 All tryouts on this date and for the remainder of the season must be reported to the League office.
- September 1 Roster cut-down to maximum of 53 players on Active/Inactive List by 4 p.m., New York time. Clubs may dress minimum of 42 and maximum of 45 players and Third Quarterback for each regular season and post-season game.
- September 1 Simultaneously with the cut-down to 53 (56 for Houston), clubs that have players in the categories of Active/Physically Unable to Perform or Active/Non-Football Injury or Illness must take one of the following options: place player on Reserve/Physically Unable to Perform or Reserve/Non-Football Injury or Illness, whichever is applicable; ask waivers; terminate; trade; or continue to count him on Active List.

- September 2 After 4 p.m., New York time, clubs may establish a Practice Squad of five players by signing free agents who do not have an accrued season of free agency credit or who were on the 45-player Active List for less than nine regular season games during their only Accrued Season(s). A player cannot participate on the Practice Squad for more than two seasons.
- September 5-9 Regular Season opens.
- September 23 Houston must reduce its Active/Inactive List to a maximum of 53 players by 4 p.m., New York time.
- September 24 Priority on multiple waiver claims is now based on the current season's standing.
- October 15 All trading ends at 4 p.m., New York time.
- November 4 Deadline at 4 p.m., New York time, for an increase in a player's 2002 Salary to be counted as Salary for the current year. Any notice of an increase in a player's 2002 Salary received by the NFLMC after this deadline will be treated as a Signing Bonus.
- November 12 Deadline for clubs to sign by 4 p.m., New York time, their unsigned Franchise and Transition Players, including Franchise Players who were eligible to receive Offer Sheets until this date. If still unsigned after this date, such players are prohibited from playing in NFL in 2002.
- November 12 Deadline for clubs to sign by 4 p.m., New York time, their Unrestricted Free Agents to whom June 1 tender was made. If still unsigned after this date, such players are prohibited from playing in NFL in 2002.
- November 12 Deadline for clubs to sign by 4 p.m., New York time, their Restricted Free Agents to whom June 1 tender was made. If such players remain unsigned, they are prohibited from playing in NFL in 2002.
- November 12 Deadline for clubs to sign Drafted players by 4 p.m., New York time. If such players remain unsigned, they are prohibited from playing in NFL in 2002.
- November 30 Deadline for reinstatement of players in Reserve List categories of Retired, Did Not Report, and Exclusive Rights, and of players who were placed on Reserve/Left Squad in a previous season.
- December 31 Clubs may begin signing free agent players for the 2003 season.

2003

- January 4-5 Wild Card Playoff Games.
- January 11-12 Divisional Playoff Games.
- January 19 AFC and NFC Championship Games.
- January 26 Super Bowl XXXVII, San Diego, California.
- February 3 + AFC-NFC Pro Bowl, Honolulu, Hawaii.

- February 10 + First day clubs can designate Franchise or Transition players.
- February 20-24 Combine Timing and Testing, RCA Dome, Indianapolis, Indiana.
- February 24 + Waiver system begins for 2003. Waivers will expire on the first business day of the new League Year. Players with at least four previous pension-credited seasons that a club desires to terminate are not subject to the waiver system until after the trading deadline.
- February 24 + Deadline at 4 p.m., New York time, for clubs to designate Franchise and Transition Players.
- March 3 + Expiration date of all player contracts due to expire in 2003.
- March 3 + Deadline for submission of Qualifying Offers by clubs to their Restricted Free Agents whose contracts have expired and to whom they desire to retain a Right of First Refusal/Compensation.
- March 3 + Deadline for clubs to submit offer of minimum salary to retain exclusive negotiating rights to their players with fewer than three seasons of free agency credit whose contracts have expired.
- March 4 + Free Agency period begins.
- March 4 + Trading period begins for 2003 after expiration of all 2002 contracts.
- March 23-26 NFL Annual Meeting, Arizona Biltmore, Phoenix, Arizona.
- April 17 Deadline for signing of Offer Sheets by Restricted Free Agents.
- April 24 Deadline for Old Club to exercise Right of First Refusal to Restricted Free Agents.
- April 26-27 Annual Player Selection Meeting, New York, N.Y.
- May 1 Claiming period of 10 calendar days begins in waiver system.
- May 16 Except for a three-day mini-camp held within 15 days of the draft, this is the first day that players eligible for the 2003 Draft are permitted to participate in mini-camps, practices, or meetings. If final examinations at a player's school conclude after this date, the player is prohibited from participating in any activities until after the player's final day of examinations. If the player has left or leaves school, he is prohibited from participating in any club activities until after the final day of examinations at his school.
- June 1 Deadline for Old Club to send tender to its unsigned Restricted Free Agents or to extend Qualifying Offer, whichever is greater, in order to retain rights.
- June 1 Deadline for Old Club to send tender to its unsigned Unrestricted Free Agents to retain rights if player is not signed by another club by July 22.

TICKET INFORMATION

The Seahawks ticket offices are located inside the new stadium. Fans may purchase tickets in person at the stadium's ticket windows, by phone or via seahawks.com. Questions during the week may be directed to one of the following offices:

Ticket Operations
(206) 682-2800
Ticket Sales
1-888-NFL-HAWK
(1-888-635-4295)



SEATTLE SEAHAWKS

SEATING CHART FOR THE 2002 SEASON AT THE NEW STADIUM



2002 NFL PRESEASON SCHEDULE

HALL OF FAME WEEKEND

AUGUST 3-5

- AUG 3 AMERICAN BOWL, OSAKA, JAPAN
 WASHINGTON VS SAN FRANCISCO
 AUG 5 HALL OF FAME GAME, CANTON, OH
 HOUSTON VS NY GIANTS

WEEK 1, AUGUST 8-12

- AUG 8 NY JETS AT PITTSBURGH
 AUG 9 CINCINNATI AT BUFFALO
 AUG 9 DETROIT AT BALTIMORE
 AUG 9 JACKSONVILLE AT ATLANTA
 AUG 9 OAKLAND AT DALLAS
 AUG 10 ARIZONA AT SAN DIEGO
 AUG 10 CLEVELAND AT MINNESOTA
 AUG 10 DENVER AT CHICAGO
 AUG 10 GREEN BAY AT PHILADELPHIA
 AUG 10 HOUSTON AT NEW ORLEANS
 AUG 10 INDIANAPOLIS AT SEATTLE
 AUG 10 KANSAS CITY AT SAN FRANCISCO
 AUG 10 NEW ENGLAND AT NY GIANTS
 AUG 10 ST. LOUIS AT TENNESSEE
 AUG 10 WASHINGTON AT CAROLINA
 AUG 12 MIAMI AT TAMPA BAY

WEEK 2, AUGUST 15-19

- AUG 15 OAKLAND AT TENNESSEE
 AUG 15 NEW ORLEANS AT MIAMI
 AUG 15 NY JETS AT BALTIMORE
 AUG 16 CHICAGO AT ST. LOUIS
 AUG 16 MINNESOTA AT BUFFALO
 AUG 16 SEATTLE AT SAN DIEGO
 AUG 17 PHILADELPHIA AT NEW ENGLAND
 AUG 17 CINCINNATI AT INDIANAPOLIS
 AUG 17 DALLAS AT CAROLINA
 AUG 17 DETROIT AT CLEVELAND
 AUG 17 GREEN BAY AT ARIZONA
 AUG 17 HOUSTON AT KANSAS CITY
 AUG 17 NY GIANTS AT ATLANTA

- AUG 17 TAMPA BAY AT JACKSONVILLE
 AUG 18 PITTSBURGH AT WASHINGTON
 AUG 19 SAN FRANCISCO AT DENVER

WEEK 3, AUGUST 22-26

- AUG 22 SAN DIEGO AT ST. LOUIS
 AUG 23 BALTIMORE AT PHILADELPHIA
 AUG 23 CAROLINA AT NEW ENGLAND
 AUG 23 JACKSONVILLE AT CHICAGO
 AUG 23 TENNESSEE AT MINNESOTA
 AUG 24 ATLANTA AT DALLAS
 AUG 24 BUFFALO AT INDIANAPOLIS
 AUG 24 DENVER AT ARIZONA
 AUG 24 KANSAS CITY AT SEATTLE
 AUG 24 MIAMI AT HOUSTON
 AUG 24 NEW ORLEANS AT CINCINNATI
 AUG 24 NY GIANTS AT NY JETS
 AUG 24 PITTSBURGH AT DETROIT
 AUG 24 SAN FRANCISCO AT OAKLAND
 AUG 24 WASHINGTON AT TAMPA BAY
 AUG 26 CLEVELAND AT GREEN BAY

WEEK 4, AUGUST 28-SEPTEMBER 1

- AUG 28 SAN DIEGO AT SAN FRANCISCO
 AUG 29 ARIZONA AT OAKLAND
 AUG 29 ATLANTA AT CINCINNATI
 AUG 29 BALTIMORE AT NY GIANTS
 AUG 29 BUFFALO AT DETROIT
 AUG 29 CHICAGO AT MIAMI
 AUG 29 DALLAS AT JACKSONVILLE
 AUG 29 MINNESOTA AT PITTSBURGH
 AUG 29 NEW ENGLAND AT WASHINGTON
 AUG 29 SEATTLE AT DENVER
 AUG 30 CAROLINA AT CLEVELAND
 AUG 30 INDIANAPOLIS AT NEW ORLEANS
 AUG 30 PHILADELPHIA AT NY JETS
 AUG 30 ST. LOUIS AT KANSAS CITY
 AUG 30 TAMPA BAY AT HOUSTON
 AUG 30 TENNESSEE AT GREEN BAY

**SUNDAY, SEPTEMBER 22
(THIRD WEEKEND)**

(OPEN DATES: BALTIMORE, JACKSONVILLE, OAKLAND PITTSBURGH)

- 33. NEW ORLEANS AT CHICAGO 12:00p
- 34. INDIANAPOLIS AT HOUSTON 12:00p
- 35. NY JETS AT MIAMI 1:00p
- 36. CAROLINA AT MINNESOTA 12:00p
- 37. KANSAS CITY AT NEW ENGLAND 1:00p
- 38. DALLAS AT PHILADELPHIA 1:00p
- 39. CLEVELAND AT TENNESSEE 12:00p
- 40. SAN DIEGO AT ARIZONA 1:05p
- 41. BUFFALO AT DENVER 2:05p
- 42. GREEN BAY AT DETROIT 4:15p
- 43. SEATTLE AT NY GIANTS 4:15p
- 44. WASHINGTON AT SAN FRAN 1:15p
- 45. CINCINNATI AT ATLANTA 8:30p

MONDAY, SEPTEMBER 23

- 46. ST LOUIS AT TAMPA BAY 9:00p

**SUNDAY, SEPTEMBER 29
(FOURTH WEEKEND)**

(OPEN DATES: ATLANTA, INDIANAPOLIS, SAN FRANCISCO, WASHINGTON)

- 47. CHICAGO AT BUFFALO 1:00p
- 48. NEW ORLEANS AT DETROIT 1:00p
- 49. CAROLINA AT GREEN BAY 12:00p
- 50. NY JETS AT JACKSONVILLE 1:00p
- 51. MIAMI AT KANSAS CITY 12:00p
- 52. HOUSTON AT PHILADELPHIA 1:00p
- 53. CLEVELAND AT PITTSBURGH 1:00p
- 54. DALLAS AT ST LOUIS 12:00p
- 55. NY GIANTS AT ARIZONA 1:05p
- 56. TAMPA BAY AT CINCINNATI 4:05p
- 57. TENNESSEE AT OAKLAND 1:15p
- 58. NEW ENGLAND AT SAN DIEGO 1:15p
- 59. MINNESOTA AT SEATTLE 5:30

MONDAY, SEPTEMBER 30

- 60. DENVER AT BALTIMORE 9:00p

**SUNDAY, OCTOBER 6
(FIFTH WEEKEND)**

(OPEN DATES: DETROIT, HOUSTON, MINNESOTA, SEATTLE)

- 61. TAMPA BAY AT ATLANTA 1:00p
- 62. OAKLAND AT BUFFALO 1:00p
- 63. ARIZONA AT CAROLINA 1:00p
- 64. NY GIANTS AT DALLAS 12:00p
- 65. CINCINNATI AT INDIANAPOLIS 12:00p
- 66. NEW ENGLAND AT MIAMI 1:00p
- 67. PITTSBURGH AT NEW ORLEANS 12:00p
- 68. WASHINGTON AT TENNESSEE 12:00p
- 69. SAN DIEGO AT DENVER 2:05p
- 70. KANSAS CITY AT NY JETS 4:05p
- 71. PHILADELPHIA AT JACKSONVILLE 4:15p
- 72. ST LOUIS AT SAN FRANCISCO 1:15p
- 73. BALTIMORE AT CLEVELAND 8:30p

MONDAY, OCTOBER 7

- 74. GREEN BAY AT CHICAGO 8:00p

**SUNDAY, OCTOBER 13
(SIXTH WEEKEND)**

(OPEN DATES: ARIZONA, CHICAGO, NY JETS, PHILADELPHIA)

- 75. PITTSBURGH AT CINCINNATI 1:00p
- 76. CAROLINA AT DALLAS 12:00p
- 77. BUFFALO AT HOUSTON 12:00p
- 78. BALTIMORE AT INDIANAPOLIS 12:00p
- 79. DETROIT AT MINNESOTA 12:00p
- 80. GREEN BAY AT NEW ENGLAND 1:00p
- 81. ATLANTA AT NY GIANTS 1:00p
- 82. JACKSONVILLE AT TENNESSEE 12:00p
- 83. NEW ORLEANS AT WASHINGTON 1:00p
- 84. OAKLAND AT ST LOUIS 3:15p
- 85. KANSAS CITY AT SAN DIEGO 1:15p
- 86. CLEVELAND AT TAMPA BAY 4:15p
- 87. MIAMI AT DENVER 6:30p

MONDAY, OCTOBER 14

- 88. SAN FRANCISCO AT SEATTLE 6:00p

**SUNDAY, OCTOBER 20
(SEVENTH WEEKEND)**

(OPEN DATES: CINCINNATI, NEW ENGLAND, NY GIANTS, TENNESSEE)

- 89. CAROLINA AT ATLANTA 1:00p
- 90. JACKSONVILLE AT BALTIMORE 1:00p
- 91. CHICAGO AT DETROIT 1:00p
- 92. DENVER AT KANSAS CITY 12:00p
- 93. BUFFALO AT MIAMI 1:00p
- 94. SAN FRAN AT NEW ORLEANS 12:00p
- 95. MINNESOTA AT NY JETS 1:00p
- 96. TAMPA BAY AT PHILADELPHIA 1:00p
- 97. SEATTLE AT ST LOUIS 12:00p
- 98. HOUSTON AT CLEVELAND 4:05p
- 99. SAN DIEGO AT OAKLAND 1:05p
- 100. DALLAS AT ARIZONA 1:15p
- 101. WASHINGTON AT GREEN BAY 3:15p

MONDAY, OCTOBER 21

- 102. INDIANAPOLIS AT PITTSBURGH 9:00p

**SUNDAY, OCTOBER 27
(EIGHTH WEEKEND)**

(OPEN DATES: GREEN BAY, MIAMI, ST LOUIS, SAN DIEGO)

- 103. PITTSBURGH AT BALTIMORE 1:00p
- 104. DETROIT AT BUFFALO 1:00p
- 105. TAMPA BAY AT CAROLINA 1:00p
- 106. TENNESSEE AT CINCINNATI 1:00p
- 107. SEATTLE AT DALLAS 12:00p
- 108. OAKLAND AT KANSAS CITY 12:00p
- 109. CHICAGO AT MINNESOTA 12:00p
- 110. ATLANTA AT NEW ORLEANS 12:00p
- 111. CLEVELAND AT NY JETS 1:00p
- 112. ARIZONA AT SAN FRANCISCO 1:05p
- 113. HOUSTON AT JACKSONVILLE 4:15p
- 114. DENVER AT NEW ENGLAND 4:15p
- 115. INDIANAPOLIS AT WASHINGTON 8:30p

MONDAY, OCTOBER 28

- 116. NY GIANTS AT PHILADELPHIA 9:00p

**SUNDAY, NOVEMBER 3
(NINTH WEEKEND)
(OPEN DATES: CAROLINA, DENVER,
KANSAS CITY, NEW ORLEANS)**

117. BALTIMORE AT ATLANTA	1:00p
118. NEW ENGLAND AT BUFFALO	1:00p
119. PHILADELPHIA AT CHICAGO	12:00p
120. PITTSBURGH AT CLEVELAND	1:00p
121. DALLAS AT DETROIT	1:00p
122. CINCINNATI AT HOUSTON	12:00p
123. TENNESSEE AT INDIANAPOLIS	1:00p
124. MINNESOTA AT TAMPA BAY	1:00p
125. NY JETS AT SAN DIEGO	1:05p
126. ST LOUIS AT ARIZONA	2:15p
127. SAN FRANCISCO AT OAKLAND	1:15p
128. WASHINGTON AT SEATTLE	1:15p
129. JACKSONVILLE AT NY GIANTS	8:30p

MONDAY, NOVEMBER 4

130. MIAMI AT GREEN BAY	8:00p
-------------------------	-------

**SUNDAY, NOVEMBER 10
(TENTH WEEKEND)
(OPEN DATE: BUFFALO, CLEVELAND,
DALLAS, TAMPA BAY)**

131. CINCINNATI AT BALTIMORE	1:00p
132. NEW ORLEANS AT CAROLINA	1:00p
133. DETROIT AT GREEN BAY	12:00p
134. NY GIANTS AT MINNESOTA	12:00p
135. INDIANAPOLIS AT PHILADELPHIA	1:00p
136. ATLANTA AT PITTSBURGH	1:00p
137. SAN DIEGO AT ST LOUIS	12:00p
138. HOUSTON AT TENNESSEE	12:00p
139. SEATTLE AT ARIZONA	2:05p
140. WASHINGTON AT JACKSONVILLE	4:05p
141. NEW ENGLAND AT CHICAGO	3:15p
142. KANSAS CITY AT SAN FRAN	1:15p
143. MIAMI AT NY JETS	8:30p

MONDAY, NOVEMBER 11

144. OAKLAND AT DENVER	7:00p
------------------------	-------

**SUNDAY, NOVEMBER 18
(ELEVENTH WEEKEND)**

145. NEW ORLEANS AT ATLANTA	1:00p
146. CLEVELAND AT CINCINNATI	1:00p
147. DALLAS AT INDIANAPOLIS	1:00p
148. BUFFALO AT KANSAS CITY	12:00p
149. BALTIMORE AT MIAMI	1:00p
150. GREEN BAY AT MINNESOTA	12:00p
151. WASHINGTON AT NY GIANTS	1:00p
152. ARIZONA AT PHILADELPHIA	1:00p
153. PITTSBURGH AT TENNESSEE	12:00p
154. SAN FRANCISCO AT SAN DIEGO	1:05p
155. CAROLINA AT TAMPA BAY	4:05p
156. NY JETS AT DETROIT	4:15p
157. JACKSONVILLE AT HOUSTON	3:15p
158. DENVER AT SEATTLE	1:15p
159. NEW ENGLAND AT OAKLAND	5:30p

MONDAY, NOVEMBER 18

160. CHICAGO AT ST LOUIS	8:00p
--------------------------	-------

**SUNDAY, NOVEMBER 24
(TWELFTH WEEKEND)**

161. TENNESSEE AT BALTIMORE	1:00p
162. ATLANTA AT CAROLINA	1:00p
163. DETROIT AT CHICAGO	12:00p
164. JACKSONVILLE AT DALLAS	12:00p
165. SAN DIEGO AT MIAMI	1:00p
166. MINNESOTA AT NEW ENGLAND	1:00p
167. CLEVELAND AT NEW ORLEANS	12:00p
168. BUFFALO AT NY JETS	1:00p
169. CINCINNATI AT PITTSBURGH	1:00p
170. GREEN BAY AT TAMPA BAY	1:00p
171. OAKLAND AT ARIZONA	2:05p
172. KANSAS CITY AT SEATTLE	1:05p
173. NY GIANTS AT HOUSTON	3:15p
174. ST LOUIS AT WASHINGTON	4:15p
175. INDIANAPOLIS AT DENVER	6:30p

MONDAY, NOVEMBER 25

176. PHILADELPHIA AT SAN FRAN	6:00p
-------------------------------	-------

**THURSDAY, NOVEMBER 28
(THIRTEENTH WEEKEND)**

177. NEW ENGLAND AT DETROIT	12:30p
178. WASHINGTON AT DALLAS	3:05p

SUNDAY, DECEMBER 1

179. MIAMI AT BUFFALO	1:00p
180. BALTIMORE AT CINCINNATI	1:00p
181. CAROLINA AT CLEVELAND	1:00p
182. CHICAGO AT GREEN BAY	12:00p
183. PITTSBURGH AT JACKSONVILLE	1:00p
184. ARIZONA AT KANSAS CITY	12:00p
185. ATLANTA AT MINNESOTA	12:00p
186. TENNESSEE AT NY GIANTS	1:00p
187. HOUSTON AT INDIANAPOLIS	4:05p
188. DENVER AT SAN DIEGO	1:05p
189. ST LOUIS AT PHILADELPHIA	4:15p
190. SEATTLE AT SAN FRANCISCO	1:15p
191. TAMPA BAY AT NEW ORLEANS	7:30p

MONDAY, DECEMBER 2

192. NY JETS AT OAKLAND	6:00p
-------------------------	-------

**SUNDAY, DECEMBER 8
(FOURTEENTH WEEKEND)**

193. CINCINNATI AT CAROLINA	1:00p
194. SAN FRANCISCO AT DALLAS	12:00p
195. CLEVELAND AT JACKSONVILLE	1:00p
196. ST LOUIS AT KANSAS CITY	12:00p
197. BUFFALO AT NEW ENGLAND	1:00p
198. HOUSTON AT PITTSBURGH	1:00p
199. ATLANTA AT TAMPA BAY	1:00p
200. INDIANAPOLIS AT TENNESSEE	12:00p
201. NY GIANTS AT WASHINGTON	1:00p
202. DETROIT AT ARIZONA	2:05p
203. NEW ORLEANS AT BALTIMORE	4:05p
204. PHILADELPHIA AT SEATTLE	1:05p
205. DENVER AT NY JETS	4:15p
206. OAKLAND AT SAN DIEGO	1:15p
207. MINNESOTA AT GREEN BAY	7:30p

MONDAY, DECEMBER 9

208. CHICAGO AT MIAMI	9:00p
-----------------------	-------

**SUNDAY, DECEMBER 15
(FIFTEENTH WEEKEND)**

209. SEATTLE AT ATLANTA	1:00p
210. SAN DIEGO AT BUFFALO	1:00p
211. NY JETS AT CHICAGO	12:00p
212. JACKSONVILLE AT CINCINNATI	1:00p
213. INDIANAPOLIS AT CLEVELAND	1:00p
214. TAMPA BAY AT DETROIT	1:00p
215. BALTIMORE AT HOUSTON	12:00p
216. OAKLAND AT MIAMI	1:00p
217. MINNESOTA AT NEW ORLEANS	12:00p
218. WASHINGTON AT PHILADELPHIA	1:00p
219. CAROLINA AT PITTSBURGH	1:00p
220. KANSAS CITY AT DENVER	2:05p
221. DALLAS AT NY GIANTS	4:15p
222. GREEN BAY AT SAN FRANCISCO	1:15p
223. ARIZONA AT ST LOUIS	7:30p

MONDAY, DECEMBER 16

224. NEW ENGLAND AT TENNESSEE	8:00p
-------------------------------	-------

**SATURDAY, DECEMBER 21
(SIXTEENTH WEEKEND)**

225. MIAMI AT MINNESOTA	12:30p
226. SAN FRANCISCO AT ARIZONA	3:00p
227. PHILADELPHIA AT DALLAS	7:30p

SUNDAY, DECEMBER 22

228. DETROIT AT ATLANTA	1:00p
229. CHICAGO AT CAROLINA	1:00p
230. NEW ORLEANS AT CINCINNATI	1:00p
231. BUFFALO AT GREEN BAY	12:00p
232. NY GIANTS AT INDIANAPOLIS	1:00p
233. TENNESSEE AT JACKSONVILLE	1:00p
234. SAN DIEGO AT KANSAS CITY	12:00p
235. HOUSTON AT WASHINGTON	1:00p
236. ST LOUIS AT SEATTLE	1:05p
237. CLEVELAND AT BALTIMORE	4:15p
238. DENVER AT OAKLAND	1:15p
239. NY JETS AT NEW ENGLAND	8:30p

MONDAY, DECEMBER 23

240. PITTSBURGH AT TAMPA BAY	9:00p
------------------------------	-------

**SATURDAY, DECEMBER 28
(SEVENTEENTH WEEKEND)**

241. PHILADELPHIA AT NY GIANTS	1:30p
242. KANSAS CITY AT OAKLAND	2:00p

SUNDAY, DECEMBER 29

243. CINCINNATI AT BUFFALO	1:00p
244. ATLANTA AT CLEVELAND	1:00p
245. MINNESOTA AT DETROIT	1:00p
246. TENNESSEE AT HOUSTON	12:00p
247. MIAMI AT NEW ENGLAND	1:00p
248. CAROLINA AT NEW ORLEANS	12:00p
249. BALTIMORE AT PITTSBURGH	1:00p
250. DALLAS AT WASHINGTON	1:00p
251. JACKSONVILLE AT INDIANAPOLIS	4:05p
252. ARIZONA AT DENVER	2:15p
253. GREEN BAY AT NY JETS	4:15p
254. SEATTLE AT SAN DIEGO	1:15p
255. TAMPA BAY AT CHICAGO	7:30p

MONDAY, DECEMBER 30

256. SAN FRANCISCO AT ST LOUIS	8:00p
--------------------------------	-------

POSTSEASON

Saturday, Jan. 4	Wild Card Playoffs
Sunday, Jan. 5	Wild Card Playoffs
Saturday, Jan. 11	Divisional Playoffs
Sunday, Jan. 12	Divisional Playoffs
Sunday, Jan. 19	Championship Games
Sunday, Jan. 26	Super Bowl XXXVII Qualcomm Stadium, San Diego, Calif. (ABC)
Sunday, Feb. 2	AFC-NFC Pro Bowl Honolulu, Hawaii

2002 OPPONENTS



INDIANAPOLIS COLTS

Head Coach: Tony Dungy
Stadium: RCA Dome

AUG. 10

Public Relations: Craig Kelley
Phone: 317/297-2658



SAN DIEGO CHARGERS

Head Coach: Marty Schottenheimer
Stadium: Qualcomm Stadium

AUG. 17/DEC. 29

Public Relations: Bill Johnston
Phone: 858/874-4500



KANSAS CITY CHIEFS

Head Coach: Dick Vermeil
Stadium: Arrowhead Stadium

AUG. 24/NOV. 24

Public Relations: Bob Moore
Phone: 816/920-9300



DENVER BRONCOS

Head Coach: Mike Shanahan
Stadium: Invesco Field at Mile High

AUG. 29/NOV. 17

Public Relations: Jim Saccomano
Phone: 303/649-9000



OAKLAND RAIDERS

Head Coach: Bill Callahan
Stadium: Network Associates Coliseum

SEPT. 8

Public Relations: Mike Taylor
Phone: 510/864-5000



ARIZONA CARDINALS

Head Coach: Dave McGinnis
Stadium: Sun Devil Stadium

SEPT. 15/NOV. 10

Public Relations: Paul Jensen
Phone: 602/379-0101



NEW YORK GIANTS

Head Coach: Jim Fassel
Stadium: Giants Stadium

SEPT. 22

Public Relations: Pat Hanlon
Phone: 201/935-8111



MINNESOTA VIKINGS

Head Coach: Mike Tice
Stadium: Metrodome

SEPT. 29

Public Relations: Bob Hagan
Phone: 952/828-6500



SAN FRANCISCO 49ERS

Head Coach: Steve Mariucci
Stadium: 3Com Park

OCT. 14/DEC. 1

Public Relations: Kirk Reynolds
Phone: 408/562-4949



ST. LOUIS RAMS

Head Coach: Mike Martz
Stadium: Edward Jones Dome

OCT. 20/DEC. 22

Public Relations: Rick Smith
Phone: 314/982-7267



DALLAS COWBOYS

Head Coach: Dave Campo
Stadium: Texas Stadium

OCT. 27

Public Relations: Rich Dalrymple
Phone: 972/785-9900



WASHINGTON REDSKINS

Head Coach: Steve Spurrier
Stadium: FedEx Field

NOV. 3

Public Relations: Michelle Tessier
Phone: 703/877-2000



PHILADELPHIA EAGLES

Head Coach: Andy Reid
Stadium: Veterans Stadium

DEC. 8

Public Relations: Derek Boyko
Phone: 215/463-2500



ATLANTA FALCONS

Head Coach: Dan Reeves
Stadium: Georgia Dome

DEC. 15

Public Relations: Aaron Salkin
Phone: 770/965-3115

MEDICAL GLOSSARY

AC JOINT-- Acromioclavicular joint; joint of the shoulder where acromion process of the scapula and the distal end of the clavicle meet, most shoulder separations occur at this point.

ABDUCT-- Movement of any extremity away from the midline of the body. This action is achieved by an abductor muscle.

ABRASION-- Any injury which rubs off the surface of the skin.

ABSCESS-- An infection which produces pus; can be the result of a blister, callus, penetration wound or laceration.

ABDUCT-- Movement of an extremity toward the midline of the body. This action is achieved by an adductor muscle.

ADHESION-- Abnormal adherence of collagen fibers to surrounding structures during immobilization following trauma or as a complication of surgery which restricts normal elasticity of the structures involved.

AEROBIC-- Exercise in which energy needed is supplied by oxygen inspired and is required for sustained periods of vigorous exercise with a continually high pulse rate.

ANABOLIC STEROIDS-- Steroids that promote tissue growth by creating protein in an attempt to enhance muscle growth. The main anabolic steroid is testosterone.

ANAEROBIC-- Exercise without use of oxygen as an energy source; short of bursts of vigorous exercises.

ANAPHYLACTIC SHOCK-- Shock that is caused by an allergic reaction.

ANTERIOR COMPARTMENT SYNDROME-- Condition in which swelling within the anterior compartment of the lower leg jeopardizes the viability of muscles, nerves and arteries that serve the foot. In severe cases, emergency surgery is necessary to relieve the swelling and pressure.

ANTERIOR CRUCIATE LIGAMENT (ACL)-- A primary stabilizing ligament within the center of the knee joint that prevents hyperextension and excessive rotation of the joint. A complete tear of the ACL necessitating reconstruction could require up to 12 months of rehabilitation.

ANTERIOR TALOFIBULAR LIGAMENT-- A ligament of the ankle that connects the fibula (lateral ankle bone) to the talus. This ligament is oft times subject to sprain.

ANTI-INFLAMMATORY-- Any agent which prevents inflammation, such as aspirin or ibuprofen.

ANTIORGRAM-- A film demonstrating arteries after injection of a dye.

ARHROGRAM-- X-ray technique for joints using air and/or dye injected into the affected area; useful in diagnosing meniscus tears of the knee and rotator cuff tears of the shoulder.

ANTHROSCOPE-- An instrument used to visualize the interior of a joint cavity.

ARTHROSCOPY-- A surgical examination of the internal structures of a joint by means for viewing through an arthroscope. An arthroscopic procedure can be used to remove or repair damaged tissue or as a diagnostic procedure in order to inspect the extent of any damage or confirm a diagnosis.

ASPIRATION-- The withdrawal of fluid from a body cavity by means of a suction or siphonage apparatus, such as a syringe.

ATROPHY-- To shrivel or shrink from disuse, as in muscular atrophy.

AVASULAR NECROSIS-- Death of a part due to lack of circulation.

AVULSION-- The tearing away, forcibly, of a part or structure.

BAKER'S CYST-- Localized swelling of a bursa sac in the posterior knee as a result of fluid that has escaped from a knee capsule. A Baker's cyst indicates that there is a trauma inside the knee joint that leads to excessive fluid production.

BONE SCAN-- An imagine procedure in which a radioactive-labeled substance is injected into the body to determine the status of a bony injury. If the radioactive substance is taken up the bone at the injury site, the injury will show as a "hot spot" on the scan image. The bone scan is particularly useful in the diagnosis of stress fractures.

BRACHIAL PLEXUS-- Network of nerves originating from the cervical vertebrae and running down to the shoulder, arm, hand, and fingers.

BRUISE-- A discoloration of the skin due to an extravasation of blood into the underlying tissues.

- BURSA**-- A fluid-filled sac that is located in areas where friction is likely to occur, then minimizes the friction; for example between a tendon and bone.
- CAPSULE**-- An enclosing structure which surrounds the joint and contains ligaments which stabilize that joint.
- CARTILAGE**-- Smooth, slippery substance preventing two ends of bones from rubbing together and grating.
- CAT SCAN**-- Use of a computer to produce a cross sectional view of the anatomical part being investigated from X-ray data.
- CELLULITIS**-- Inflammation of cellular or connective tissue.
- CERVICAL VERTEBRAE**-- Group of seven vertebrae located in the neck.
- CHARLEY HORSE**-- A contusion or bruise to any muscle resulting in intramuscular bleeding. No other injury should be called a charley horse.
- COLLES' FRACTURE**-- A fracture of the distal end of the radius with the lower end being displaced backward.
- CONCENTRIC MUSCLE CONTRACTION**-- A shortening of the muscle as it develops tension and contracts to move a resistance.
- CONCUSSION**-- Jarring injury of the brain resulting in dysfunction. It can be graded as mild, moderate or severe depending on loss of consciousness, amnesia and loss of equilibrium.
- CONTUSION**-- An injury to a muscle and tissues caused by a blow from a blunt object.
- CORTICAL STEROIDS**-- Used to suppress joint inflammation.
- COSTOCHONDRAL**-- Cartilage that separates the bones within the rib cage.
- CRYOKINETICS**-- Treatment with cold and movement.
- CRYOTHERAPY**-- A treatment with the use of cold.
- CYST**-- Abnormal sac containing liquid or semi-solid matter.
- DEGENERATIVE JOINT DISEASE**-- Changes in the joint surface as a result of repetitive trauma.
- DELTOID LIGAMENT**-- Ligament that connects the tibia to bones of the medial aspect of the foot and is primarily responsible for stability of the ankle on the medial side. Is sprained less frequently than other ankle ligaments.
- DELTOID MUSCLE**-- Muscles at top of the arm, just below the shoulder, responsible for shoulder motions to the front, side and back.
- DISC, INTERVERTEBRAL**-- A flat, rounded plate between each vertebrae of the spine. The disc consists of a thick fiber ring which surrounds a soft gel-like interior. It functions as a cushion and shock absorber for the spinal column.
- DISLOCATION**-- Complete displacement of joint surfaces.
- ECCENTRIC MUSCLE CONTRACTION**-- An overall lengthening of the muscles as it develops tension and contracts to control motion performed by an outside force; oft times referred to as a "negative" contraction in weight training.
- ECCYMOSIS**-- Bleeding into the surface tissue below the skin, resulting in a "black and blue" effect.
- EDEMA**-- Accumulation of fluid in organs and tissues of the body; swelling.
- EFFUSION**-- Accumulation of fluid, in various spaces in the body, or the knee itself. Commonly, the knee has an effusion after an injury.
- ELECTRICAL GALVANIC STIMULATION (EGS)**-- An electrical therapeutic modality that sends a current to the body at select voltages and frequencies in order to stimulate pain receptors, disperse edema, or neutralize muscle spasms among other functional applications.
- ELECTROMYOGRAM (EMG)**-- Test to determine nerve function.
- EPICONDYLITIS**-- Inflammation in the elbow due to overuse.
- ETHYL CHLORIDE**-- "Cold spray," a chemical coolant sprayed onto an injury site to procedure a local, mild anesthesia.
- FAT PERCENTAGE**-- The amount of body weight that is adipose, fat tissue. Fat percentages can be calculated by underwater weighing, measuring select skinfold thickness, or by analyzing electrical impedance.
- FEMUR**-- Thigh bone; longest bone in the body.
- FIBULA**-- Smaller of the two bones in the lower leg; runs from knee to the ankle along the outside of the lower leg.

FLEXIBILITY-- The ability of muscle to relax and yield to stretch forces.

FLEXIBILITY EXERCISE-- General term used to describe exercise performed by an athlete to passively or actively elongate soft tissue without the assistance of an athletic trainer.

FRACTURE-- Breach of continuity of a bone. Types of fractures include simple, compound, comminuted, greenstick incomplete, impacted, longitudinal, oblique, stress, or transverse.

GAMEKEEPER'S THUMB-- Tear of the ulnar collateral ligament of the metacarpophalangeal joint of the thumb.

GLYCOGEN-- Form in which foods are stored in the body as energy.

GRADE ONE INJURY-- A mild injury in which ligament, tendon, or other musculoskeletal tissue may have been stretched or contused, but not torn or otherwise disrupted.

GRADE TWO INJURY-- A moderate injury when musculoskeletal tissue has been partially, but not totally, torn which causes appreciable limitation in function of the injured tissue.

GRADE THREE INJURY-- A severe injury in which tissue has been significantly, and in some cases totally, torn or otherwise disrupted causing a virtual total loss of function.

HAMSTRING-- Category of muscle that runs from the buttocks to the knee along the back of the thigh. It functions to flex the knee, and is oft times injured as a result of improper conditioning or lack of muscle flexibility.

HEAT CRAMPS-- Painful muscle spasms of the arms or legs caused by excessive body heat and depletion of fluids and electrolytes.

HEAT EXHAUSTION-- Mild form of shock due to dehydration because of excessive sweating when exposed to heat and humidity.

HEAT STROKE-- Condition of rapidly rising internal body temperature that overwhelms the body's mechanisms of release of heat and could result in death if not cared for appropriately.

HEEL CUP-- Orthotic device that is inserted into the shoe and worn under the heel to give support to the Achilles tendon and help absorb impacts at the heel.

HEMATOMA-- Tumor-like mass produced by an accumulation of coagulated blood in a cavity.

HOT PACK-- Chemical pack that rests in water, approximately 160 degrees, and retains its heat for 15-20 minutes when placed in a towel for general therapeutic application.

HUMERUS-- Bone of the upper arm that runs from the shoulder to the elbow.

HYDROTHERAPY-- Treatment using water.

HYPEREXTENSION-- Extreme extension of a limb or body part.

ILLIOTIBIAL BAND-- A thick, wide fascial layer that runs from the iliac crest to the knee joint and is occasionally inflamed as a result of excessive running.

INFLAMMATION-- The body's natural response to injury in which the injury site might display various degrees of pain, sweating, heat, redness and/or loss of function.

INTERNAL ROTATION-- Rotation of a joint or extremity medially, to the inside.

LESION-- Wound, injury or tumor.

LIGAMENT-- Bands of fibrous tissue that connects bone to bone, or bone to cartilage and supports and strengthens joints.

LUMBAR VERTEBRAE-- Five vertebrae of the lower back that articulate with the sacrum to form the lumbosacral joint.

MAGNETIC RESONANCE IMAGING (MRI)-- Imaging procedure in which a radio frequency pulse causes certain electrical elements of the injured tissue to react to this pulse and through this process a computer display and permanent film establish a visual image. MRI does not require radiation and is very useful in the diagnosis of soft tissue, disc, and meniscus injuries.

MENISCECTOMY-- An intra-articular surgical procedure of the knee by which all or part of the damaged meniscus is removed.

METACARPALS-- Five long bones of the hand, running from the wrist to the fingers.

METATARSALS-- Five long bones of the foot, running from the ankle to the toes.

MYOSITIS-- Inflammation of a muscle.

NECROTIC-- Relating to death of a portion of tissue.

NEOPRENE-- Lightweight rubber used in joint and muscle sleeves designed to provide support and/or insulation and heat retention to the area.

ORTHOTIC-- Any device applied to or around the body in the care of physical impairment or disability, commonly used to control foot mechanics.

PARTHESIA-- Sensation of numbness or tingling, indicating nerve irritation.

PATELLA-- The knee cap.

PATELLA TENDINITIS-- Inflammation of the patella ligament; also known as "jumpers knee."

PATELLOFEMORAL JOINT-- Articulation of the knee cap and femur. Inflammation of this joint can occur through; 1) acute injury to the patella, 2) overuse from excessive running particularly if there is an associated knee weakness, 3) chronic wear and tear of the knee, 4) as a result of poor foot mechanics. Patellofemoral irritation can lead to chondromalacia, which in its most chronic condition, could require surgery.

PERONEAL MUSCLES-- Group of muscles of the lateral lower leg that are responsible for exerting the knee. Tendons of these three muscles are vital to the stability of the ankle and foot.

PHALANX-- Any bone of the fingers or toes; plural is phalanges.

PHLEBITIS-- An inflammation of a vein.

PLICA-- Fold of tissue in the joint capsule and common result of a knee injury.

POSTERIOR CRUCIATE LIGAMENT (PCL)-- A primary stabilizing ligament of the knee that provides significant stability and prevents displacement of the tibia backward within the knee joint. A complete tear of this ligament necessitating reconstruction would require up to 12 months of rehabilitation.

QUADRICEPS MUSCLES-- Commonly referred to as "quads." A group of four muscles of the front thigh that run from the hip and form a common tendon at the patella; they are responsible for knee extension.

RADIOGRAPHY-- Taking X-rays.

RADIUS-- Forearm bone on the thumb side.

RECONSTRUCTION-- Surgical rebuilding of a joint using natural, artificial or transplanted materials.

REFERRED PAIN-- Pain felt in an undamaged area of the body away from the actual injury.

RETRACTION-- The moving of tissue to expose a part or structure of the body.

ROTATOR CUFF-- Comprised of four muscles in the shoulder area that can be irritated by over use. The muscles are the supraspinatus (most commonly injured), infraspinatus, teres minor, and subscapularis.

ROTATOR CUFF IMPINGEMENT SYNDROME-- A microtrauma or overuse injury caused by stress, and the four stages are: 1) Tendinitis with temporary thickening of the bursa and rotator cuff; 2) Fiber dissociation in the tendon with permanent thickening of the bursa and scar formation; 3) A partial rotator cuff tear of less than one centimeter; 4) A complete tear of one centimeter or more.

SACRUM-- Group of five fused vertebrae located just below the lumbar vertebrae of the low back.

SCAPULA-- Shoulder blade.

SCIATICA-- Irritation of the sciatic nerve resulting in pain or tingling running down the inside of the leg.

SCIATIC NERVE-- Major nerve that carries impulses for muscular action and sensations between the low back and thigh and lower leg; it is the longest nerve in the body.

SHIN SPLINT-- A catch-all syndrome describing pain in the shin that is not a fracture or tumor and cannot be defined otherwise.

SORBOOTHANE-- An energy absorbing polyurethane utilized in some foot orthotics to absorb shock forces of the foot.

SPASM (THEORY)-- Muscle soreness induced by exercise; is the result of reduced muscle blood flow, which results in pain.

SPLEEN-- Large, solid organ responsible for the normal production and destruction of blood cells.

SPONDYLITIS-- Inflammation of one or more vertebrae.

SPRAIN-- Injury resulting from a stretch or twist of the joint and causes various degrees of stretch or tear of a ligament or other soft tissue at the joint.

STERNUM-- The breast bone.

STEROIDS-- Any one of a large number of hormone-like substances. See anabolic steroids and cortical steroids.

STRAIN-- Injury resulting from a pull or torsion to the muscle or tendon that causes various degrees of stretch or tear to the muscle or tendon tissue.

STRESS FRACTURE-- A hair-line type break in a bone caused by overuse.

STRESS X-RAY-- A continual X-ray taken when a portion of the body is stressed to its maximum in order to determine joint stability. This is a test utilized in some ankle injuries.

STRETCHING-- Any therapeutic maneuver designed to elongate shortened soft tissue structures and thereby increase flexibility.

SUBLUXATION-- Partial dislocation of a joint. The term usually implies that the joint can return to its normal position without formal reduction.

TALUS-- The ankle bone that articulates with the tibia and fibula to form the ankle joint.

TARGET HEART RATE-- A pre-determined pulse to be obtained during exercise when circulation is working at full efficient capacities.

TARSALS-- Group of seven bones of the foot consisting of the calcaneal, talus, cuboid and three cuneiform bones.

TEMPOROMANDIBULAR JOINT (TMJ)-- The articulation of the jaw and skull; considered by some to be vital in resolution of injuries throughout the body.

TENDINITIS-- Inflammation of the tendon and/or tendon sheath, caused by chronic overuse or sudden injury.

TENDON-- Tissue that connects muscle to bone.

TENNIS ELBOW-- General term for lateral elbow pain.

THORACIC-- Group of twelve vertebrae located in the thorax and articulate with the twelve ribs.

THORACIC OUTLET COMPRESSION SYNDROME-- A neuro-vascular disorder of the upper extremity common in throwing.

TIBIA-- Larger of the two bones of the lower leg and is the weight-bearing bond of the shin.

TOMOGRAPH-- A special type of X-ray apparatus that demonstrates an organ or tissue at a particular depth.

TRACHEA-- The windpipe.

TRASCUTANEOUS ELECTRICAL NERVE STIMULATOR (TENS)-- An electrical modality that sends mild current through pads at the injury site which stimulates the brain to release the natural analgesic, endorphin.

TRANSVERSE PROCESS-- Small lateral projection off the right side and the left side of each vertebrae that functions as an attachment site for muscles and ligaments of the spine.

TRAPEZIUS-- Flat triangular muscle covering the posterior surface of the neck and shoulder

TRICEPS-- Muscle of the back of the upper arm, primarily responsible for extending the elbow.

ULNA-- Forearm bone that runs from the tip of the elbow to the little finger side of the wrist.

ULNAR NERVE-- Nerve in the elbow commonly irritated from excessive throwing.

ULTRASOUND-- An electrical modality that transmits a sound wave through an applicator into the skin to the soft tissue in order to heat the local area for relaxing the injured tissue and/or disperse edema.

VALGUS-- Angulation outward and away from the midline of the body.

VARUS-- Angulation inward and toward the midline of the body.

VASOCONSTRICTION-- Decrease of local blood flow.

VASODILATION-- Increase of local blood flow.

"WIND-KNOCKED-OUT"-- Syndrome describing a contraction of the abdominal nerve trunk, the solar plexus, as a result of an abdominal contusion.

ZYGOMA-- The cheekbone.

NOTES



NOTES

NOTES



NOTES

Natural Ability. Strong Defense. A Winning Attitude.

WELLS
FARGO

The Seahawks have it all! Here's to an unforgettable season! Wells Fargo is proud to support the Seahawks and we salute the most enthusiastic fans in the NFL. Go Seahawks!



Be Part of the Recycling Team!

**Recycling just one plastic milk jug
saves enough energy to light a
100-watt bulb for 11 hours!
Recycling protects air quality,
saves energy and money -
and helps keep Seattle clean!**

**Plastic and glass bottles, newspaper
and aluminum cans are all
recyclable! Help your Seattle
Seahawks defend the
environment - Join the
recycling team today!**



Seattle
Public
Utilities

www.cityofseattle.net/util